MCE®

www.MedChemExpress.com

Inhibitors, Agonists, Screening Libraries

Peptides

Peptides are a group of biologically active substances that are involved in various cellular functions of organisms. Peptides are often used in functional analysis, antibody research, vaccine research and especially in the field of drug research and development. Peptides have a variety of biological functions, such as, anti-thrombosis, anti-hypertension, antibacteria, antivirus, anticancer and antioxidation, immunoregulation, and cholesterol-lowering effects.

MedChemExpress (MCE) offers a comprehensive collection of tag peptides, amino acid derivatives, blocking peptides, and bioactive peptides to clients in pharmaceutical and academic institutions all over the world. The bioactivity and safety of most bioactive peptides are confirmed by preclinical research and clinical trials. The peptides target on caspase, ACE, serine protease, integrins, JNK, and so on. And some peptides are the linkers for antibody-drug-conjugation. Tag peptides include common tags such as HA, FLAG, and c-Myc peptide.

Product quality is the key to our success and we take pride in offering only the highest-grade products. Product identity, quality, purity and activity are assured by our robust quality control and assurance polices, programs and procedures. We perform thorough analytical tests (HPLC and LC-MS), stability tests and activity assays on our peptides and the test results are available to clients. Comprehensive information such as purity, length, modification, sequence and recommended solvent will be provided.

(Arg)9 TFA

(Nona-L-arginine TFA; Peptide R9 TFA)

Cat. No.: HY-P0133A

(Arg)9 TFA (Nona-L-arginine TFA), a cell-penetrating peptide, exhibits neuroprotective activity with an **IC_{50}** of 0.78 μM in the glutamic acid model.

RRRRRRRRR (TFA salt)

Purity: 96.80%
Clinical Data: Phase 2
Size: 1 mg, 5 mg

(Arg)9, FAM-labeled

Cat. No.: HY-P2500

(Arg)9, FAM-labeled, a cell-penetrating peptide (CPP), is a nona-arginine (ARG) with FAM label. CPPs have emerged as powerful tools for delivering bioactive cargoes into the cytosol of intact cells.

FAM-RRRRRRRRR

Purity: >98%
Clinical Data: No Development Reported
Size: 1 mg, 5 mg

(Cys47)-HIV-1 tat Protein (47-57)

Cat. No.: HY-P2493

(Cys47)-HIV-1 tat Protein (47-57) has membrane translocation function and can be used to derivatize the surface of magnetic pharmaceuticals and substantially facilitated their uptake into target cells.

CGRKKRRQRRR

Purity: >98%
Clinical Data: No Development Reported
Size: 1 mg, 5 mg

(D-Trp12,Tyr34)-pTH (7-34) amide (bovine)

Cat. No.: HY-P2426

(D-Trp12,Tyr34)-pTH (7-34) amide (bovine) is a potent and competitive antagonist of **parathyroid hormone (PTH)**, with a **K_i** of 69 nM in bovine renal cortical membrane. (D-Trp12,Tyr34)-pTH (7-34) amide (bovine) can be used for growth and development regulation.

FMHNL-(d-Trp)-KHLSSMERVEWLRKKLQDVHNY-NH_2

Purity: >98%
Clinical Data: No Development Reported
Size: 1 mg, 5 mg, 10 mg

(Sar1)-Angiotensin II

Cat. No.: HY-P3138

(Sar1)-Angiotensin II, an analogue of Angiotensin II, is a specific agonist of **angiotensin AT1 receptor**. (Sar1)-Angiotensin II binds to brain membrane-rich particles, with a **K_d** of 2.7 nM.

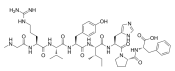

Purity: >98%
Clinical Data: No Development Reported
Size: 1 mg, 5 mg

11R-VIVIT

Cat. No.: HY-P1430

11R-VIVIT is a cell-permeable nuclear factor of activated T cells (**NFAT**) inhibitor. 11R-VIVIT can be used for the research of podocyte and diabetic nephropathy.

RRRRRRRRRRRGGGMAGPHPVIVITGPHEE

Purity: >98%
Clinical Data: No Development Reported
Size: 1 mg

11R-VIVIT TFA

Cat. No.: HY-P1430A

11R-VIVIT TFA is a cell-permeable nuclear factor of activated T cells (**NFAT**) inhibitor. 11R-VIVIT TFA can be used for the research of podocyte and diabetic nephropathy.

RRRRRRRRRRRGGGMAGPHPVIVITGPHEE (TFA salt)

Purity: >98%
Clinical Data: No Development Reported
Size: 1 mg, 5 mg

123C4

Cat. No.: HY-P0177

123C4 is a potent, selective and competitive agonist of the receptor tyrosine kinase **EPHA4**, with a **K_i** value of 0.65 μM.

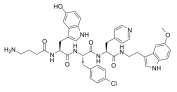

Purity: >98%
Clinical Data: No Development Reported
Size: 1 mg, 5 mg

187-1, N-WASP inhibitor

Cat. No.: HY-P1045

187-1, N-WASP inhibitor, a 14-aa cyclic peptide, is an allosteric **neural Wiskott-Aldrich syndrome protein (N-WASP)** inhibitor. 187-1, N-WASP inhibitor potently inhibits actin assembly induced by phosphatidylinositol 4,5-bisphosphate (PIP2) with an **IC_{50}** of 2 μM.

Cyclo[K-(d-Phe)-(d-Pro)-(d-Phe)-F-(d-Pro)-Q]2

Purity: >98%
Clinical Data: No Development Reported
Size: 1 mg, 5 mg

187-1, N-WASP inhibitor TFA

Cat. No.: HY-P1045A

187-1, N-WASP inhibitor TFA, a 14-aa cyclic peptide, is an allosteric **neural Wiskott-Aldrich syndrome protein (N-WASP)** inhibitor.

Cyclo[K-(d-Phe)-(d-Pro)-(d-Phe)-F-(d-Pro)-Q]2 (TFA salt)

Purity: >98%
Clinical Data: No Development Reported
Size: 1 mg, 5 mg

2-Furoyl-LIGRLO-amide

Cat. No.: HY-P1314

2-Furoyl-LIGRLO-amide is a potent and selective **proteinase-activated receptor 2 (PAR2)** agonist with a **pD$_2$** value of 7.0.

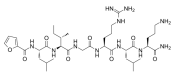

Purity: 99.87%
Clinical Data: No Development Reported
Size: 10 mM × 1 mL, 1 mg, 5 mg, 10 mg

2-Furoyl-LIGRLO-amide TFA

Cat. No.: HY-P1314A

2-Furoyl-LIGRLO-amide TFA is a potent and selective **proteinase-activated receptor 2 (PAR2)** agonist with a **pD$_2$** value of 7.0.

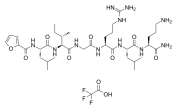

Purity: >98%
Clinical Data: No Development Reported
Size: 1 mg, 5 mg, 10 mg

26Rfa, Hypothalamic Peptide, human

Cat. No.: HY-P1915

26Rfa, Hypothalamic Peptide, human is a hypothalamic neuropeptide of the RFamide peptide family with orexigenic activity. 26RFa is an orexigenic neuropeptide identified as the endogenous ligand of the orphan G protein-coupled receptor GPR103.

TSGPLGNLAEELNGYSRKKGGFSFRF-NH$_2$

Purity: >98%
Clinical Data: No Development Reported
Size: 1 mg, 5 mg

2: PN: US20040072744 SEQID: 2 claimed protein

Cat. No.: HY-U00372

2: PN: US20040072744 SEQID: 2 claimed protein is a synthetic peptide, used for the research of Down's syndrome and schizophrenia.

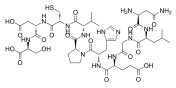

Purity: >98%
Clinical Data: No Development Reported
Size: 1 mg, 5 mg, 10 mg

2B-(SP) (TFA)

Cat. No.: HY-P1114A

2B-(SP) TFA is a eIF2B-based substrate for glycogen synthase kinase-3 (**GSK-3**). 2B-(SP) TFA is readily phosphorylated by both the α and β isoforms of GSK-3.

RRAAEELDSRAG-[Ser(PO$_3$H$_2$)]-PQL (TFA salt)

Purity: >98%
Clinical Data: No Development Reported
Size: 1 mg, 5 mg

3X FLAG peptide

Cat. No.: HY-P0319

3X FLAG Peptide is a synthetic peptide with a 3-time repeated DYKXXD motif.

MDYKDHDGDYKDHDIDYKDDDDK

Purity: >98%
Clinical Data: No Development Reported
Size: 1 mg, 5 mg

3X FLAG peptide TFA

Cat. No.: HY-P0319A

3X FLAG peptide TFA is a synthetic peptide with a 3-time repeated DYKXXD motif.

MDYKDHDGDYKDHDIDYKDDDDK (TFA salt)

Purity: 99.79%
Clinical Data: No Development Reported
Size: 1 mg, 5 mg, 10 mg, 25 mg

5-Tamra-DRVYIHP

Cat. No.: HY-P0030

5-Tamra-DRVYIHP i a Peptide with TAMRA labeling oligonucleotide.

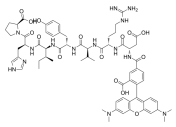

Purity: >98%
Clinical Data: No Development Reported
Size: 1 mg, 5 mg

740 Y-P TFA

(740YPDGFR TFA; PDGFR 740Y-P TFA)

Cat. No.: HY-P0175A

740 Y-P TFA is a potent and cell-permeable **PI3K** activator. 740 Y-P TFA readily binds GST fusion proteins containing both the N- and C- terminal SH2 domains of p85 but fails to bind GST alone.

RQIKIWFQNRRMKWKKSDGG-(PO2-Tyr)-MDMS (TFA salt)

Purity: >98%
Clinical Data: No Development Reported
Size: 1 mg, 5 mg

A 71915

Cat. No.: HY-P2026

A 71915 is a highly potent and competitive **natriuretic peptide receptor A (ANP, NPRA)** antagonist (**pK$_i$**= 9.18). A 71915 displaces [^{125}I]ANP dose dependently, with a K$_i$ of 0.65 nM. A71915(pA$_2$= 9.48) against rat ANP-induced cGMP production in NB-OK-1 cells.

{RC-Cha}-GGRIDRI-{D-Tic-RC}-NH$_2$
(Disulfide bridge: Cys$_2$-Cys$_{13}$)

Purity: >98%
Clinical Data: No Development Reported
Size: 1 mg, 5 mg

A-30912A nucleus hydrochloride

Cat. No.: HY-108954

A-30912A nucleus hydrochloride is the product of the reaction catalyzed by Echinocandin B (ECB) deacylase.

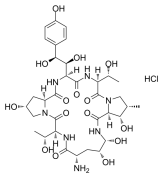

Purity: >98%
Clinical Data: No Development Reported
Size: 1 mg, 5 mg

A-71915 TFA

Cat. No.: HY-P1980

A-71915 (TFA) is a selective inhibitor of **ANP receptor** (atrial natriuretic peptide-receptor), induces apoptosis and decreases insulin secretion in RINm5F pancreatic β-cells.

RC-Cha-GGRIDRI-Tic-RC-NH_2 (Disulfide bridge: Cys_{9-2}-Cys_{13}) (TFA salt)

Purity: >98%
Clinical Data: No Development Reported
Size: 1 mg, 5 mg

Abaloparatide TFA

(BA 058 TFA; BIM 44058 TFA)

Cat. No.: HY-108742A

Abaloparatide TFA (BA 058 TFA) is a **parathyroid hormone receptor 1 (PTHR1)** analogue selected to be a potent and selective activator of the **PTHR1** signaling pathway.

AVSEHQLLHDKGKSIQDLRRRELLEKLL-(Aib)-KLHTA-NH_2 (TFA salt)

Purity: 96.11%
Clinical Data: Launched
Size: 5 mg, 10 mg, 25 mg, 50 mg, 100 mg

Abl Cytosolic Substrate

Cat. No.: HY-P1785

Abl Cytosolic Substrate is a substrate for Abelson tyrosine kinase (Abl). Abl Protein Tyrosine Kinase (AbI) is a truncated form of the v-AbI Protein Tyrosine Kinase, a partner in the Gag-Abl fusion protein of the Abelson murine leukemia virus.

EAIYAAPFAKKK

Purity: >98%
Clinical Data: No Development Reported
Size: 1 mg, 5 mg

Abz-FR-K(Dnp)-P-OH

Cat. No.: HY-P1853

Abz-FR-K(Dnp)-P-OH is an angiotensin I-converting enzyme (ACE) substrate and an internally quenched fluorogenic substrate for real time fluorescent assay.

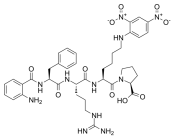

Purity: >98%
Clinical Data: No Development Reported
Size: 1 mg, 5 mg

Abz-FRLKGGAPIKGV-EDDNP TFA

Cat. No.: HY-P2296

Abz-FRLKGGAPIKGV-EDDNP TFA is a fluorogenic substrate used to measure the enzymatic activities of protease forms, such as papain-like protease 2 (PLP2) from severe acute respiratory syndrome coronavirus (SARS-CoV).

Abz-FRLKGGAPIKGV-EDDNP (TFA salt)

Purity: >98%
Clinical Data: No Development Reported
Size: 1 mg, 5 mg

AC 187

Cat. No.: HY-P1393

AC 187 is a potent and orally active **amylin receptor** antagonist with an IC_{50} of 0.48 nM and a K_i of 0.275 nM. AC 187 shows more selective for amylin receptor than calcitonin and CGRP receptors. AC 187 has neuroprotective effects.

Ac-VLGKLSQELHKLQTYPRTNTGSNTY-NH_2

Purity: >98%
Clinical Data: No Development Reported
Size: 1 mg, 5 mg

AC 187 TFA

Cat. No.: HY-P1393A

AC 187 TFA is a potent and orally active **amylin receptor** antagonist with an IC_{50} of 0.48 nM and a K_i of 0.275 nM. AC 187 TFA shows more selective for amylin receptor than calcitonin and CGRP receptors. AC 187 TFA has neuroprotective effects.

Ac-VLGKLSQELHKLQTYPRTNTGSNTY-NH_2 (TFA salt)

Purity: >98%
Clinical Data: No Development Reported
Size: 1 mg, 5 mg

AC 253

Cat. No.: HY-P2285

AC 253, an **amylin** antagonist, inhibits 125I-adrenomedullin binding, with an IC_{50} of 25 nM.

Ac-LGRLSQELHRLQTYPRTNTGSNTY-NH_2

Purity: >98%
Clinical Data: No Development Reported
Size: 1 mg, 5 mg

Ac-Arg-Gly-Lys(Ac)-AMC

Cat. No.: HY-P2462

Ac-Arg-Gly-Lys(Ac)-AMC is a substrate for HDAC.

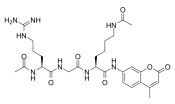

Purity: >98%
Clinical Data: No Development Reported
Size: 1 mg, 5 mg

Ac-DEVD-AFC

Cat. No.: HY-P1005

Ac-DEVD-AFC is a fluorogenic substrate (λ_{ex}=400 nm, λ_{em}=530 nm).

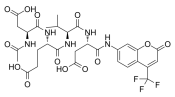

Purity: 99.15%
Clinical Data: No Development Reported
Size: 1 mg, 5 mg, 10 mg

Ac-DEVD-AMC

Cat. No.: HY-P1003

Ac-DEVD-AMC is the **Caspase-3 substrate**.

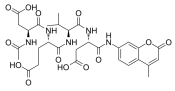

Purity: 99.93%
Clinical Data: No Development Reported
Size: 1 mg, 5 mg

Ac-hMCH(6-16)-NH2

Cat. No.: HY-P3155

Ac-hMCH(6-16)-NH2 binds to and activates equally well both human **MCH receptors** present in the brain (non-selective agonist), with **IC_{50}** values of 0.16 nM and 2.7 nM for MCH-1R and MCH-2R.

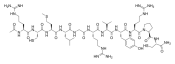

Purity: >98%
Clinical Data: No Development Reported
Size: 1 mg, 5 mg

Ac-IEPD-AFC

Cat. No.: HY-P1092

Ac-IEPD-AFC is a substrate of Granzyme B.

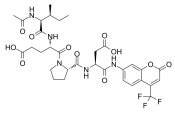

Purity: >98%
Clinical Data: No Development Reported
Size: 1 mg, 5 mg

Ac-IEVDID TFA

Cat. No.: HY-P1966

Ac-IEVDID TFA is a short peptide sequence with Ac at the end.

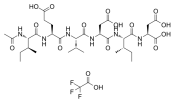

Purity: >98%
Clinical Data: No Development Reported
Size: 1 mg, 5 mg

Ac-IEVDIDV TFA

Cat. No.: HY-P1965

Ac-IEVDIDV TFA is a short peptide sequence with Ac at the end.

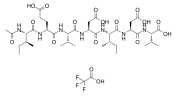

Purity: >98%
Clinical Data: No Development Reported
Size: 1 mg, 5 mg

Ac-IEVDIDVE TFA

Cat. No.: HY-P1964

Ac-IEVDIDVE TFA is a short peptide sequence with Ac at the end.

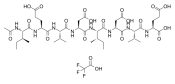

Purity: >98%
Clinical Data: No Development Reported
Size: 1 mg, 5 mg

Ac-IEVDIDVEH TFA

Cat. No.: HY-P1963

Ac-IEVDIDVEH TFA is a short peptide sequence with Ac at the end.

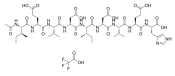

Purity: >98%
Clinical Data: No Development Reported
Size: 1 mg, 5 mg

Ac-Ile-Glu-Thr-Asp-pNA

Cat. No.: HY-120833

Ac-Ile-Glu-Thr-Asp-pNA is a substrate for caspase-8. Caspase-8 binds to and cleaves the Ile-Glu-Thr-Asp (IETD) peptide sequence to release p-nitroalinide, which can be quantified by colorimetric detection at 405 nm as a measure of enzyme activity.

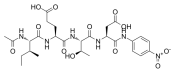

Purity: >98%
Clinical Data: No Development Reported
Size: 1 mg, 5 mg

Ac-Leu-Arg-AMC

Cat. No.: HY-P1448

Ac-Leu-Arg-AMC is a fluorogenic peptide substrate.

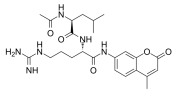

Purity: 99.59%
Clinical Data: No Development Reported
Size: 10 mM × 1 mL, 1 mg, 5 mg, 10 mg, 25 mg

Ac-MBP (1-11)

Cat. No.: HY-P1734

Ac-MBP 1-11, a short peptide sequence, is the major encephalitogenic epitope in myelin basic protein (MBP).

Ac-ASQKRPSQRSK

Purity: >98%
Clinical Data: No Development Reported
Size: 1 mg, 5 mg

Ac-RYYRIK-NH2

Cat. No.: HY-P1318

Ac-RYYRIK-NH2 is a potent and partial agonist on **ORL1** transfected in CHO cells (K_d=1.5 nM) and behaves as a endogenous ligand of ORL1.

Ac-RYYRIK-NH_2

Purity: >98%
Clinical Data: No Development Reported
Size: 1 mg, 5 mg

Ac-RYYRIK-NH2 TFA

Cat. No.: HY-P1318A

Ac-RYYRIK-NH2 TFA is a potent and partial agonist on **ORL1** transfected in CHO cells (K_d=1.5 nM) and behaves as a endogenous ligand of ORL1.

Ac-RYYRIK-NH_2 (TFA salt)

Purity: >98%
Clinical Data: No Development Reported
Size: 1 mg, 5 mg

Ac-RYYRWK-NH2

Cat. No.: HY-P1316

Ac-RYYRWK-NH2 is a potent and selective partial agonist for the **nociceptin receptor (NOP)**, [^{3}H]Ac-RYYRWK-NH2 binds to rat cortical membranes ORL1 with a K_d of 0.071 nM, but has no affinity for μ-, κ- or δ-opioid receptors.

Ac-RYYRWK-NH_2

Purity: >98%
Clinical Data: No Development Reported
Size: 1 mg, 5 mg

Ac-RYYRWK-NH2 TFA

Cat. No.: HY-P1316A

Ac-RYYRWK-NH2 is a potent and selective partial agonist for the **nociceptin receptor (NOP)**, [^{3}H]Ac-RYYRWK-NH2 binds to rat cortical membranes ORL1 with a K_d of 0.071 nM, but has no affinity for μ-, κ- or δ-opioid receptors.

Ac-RYYRWK-NH_2 (TFA salt)

Purity: >98%
Clinical Data: No Development Reported
Size: 1 mg, 5 mg

Ac-Tyr(PO3H2)-Glu-Glu-Ile-Glu-OH

Cat. No.: HY-P1200

Ac-Tyr(PO3H2)-Glu-Glu-Ile-Glu-OH (compound 1) is a high-affinity pentapeptide to bind to the src SH2 domain (IC_{50}≈1 μM).
Ac-Tyr(PO3H2)-Glu-Glu-Ile-Glu-OH is an inhibitor for **src SH3-SH2**:phosphoprotein interactions.

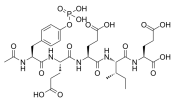

Purity: >98%
Clinical Data: No Development Reported
Size: 1 mg, 5 mg

Ac-Tyr(PO3H2)-Glu-Glu-Ile-Glu-OH TFA

Cat. No.: HY-P1200A

Ac-Tyr(PO3H2)-Glu-Glu-Ile-Glu-OH TFA (compound 1) is a high-affinity pentapeptide to bind to the src SH2 domain (IC_{50}≈1 μM).
Ac-Tyr(PO3H2)-Glu-Glu-Ile-Glu-OH TFA is an inhibitor for **src SH3-SH2**:phosphoprotein interactions.

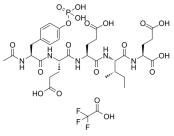

Purity: >98%
Clinical Data: No Development Reported
Size: 1 mg, 5 mg

Ac-VDID TFA

Cat. No.: HY-P1967

Ac-VDID TFA is a short peptide sequence with Ac at the end.

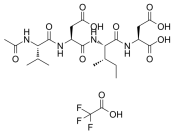

Purity: >98%
Clinical Data: No Development Reported
Size: 1 mg, 5 mg

Ac-YVAD-CHO
(L-709049)

Cat. No.: HY-120019

Ac-YVAD-CHO (L-709049) is a potent, reversible, specific tetrapeptide interleukin-Iβ converting enzyme (**ICE**) inhibitor with mouse and human K_i values of 3.0 and 0.76 nM. Ac-YVAD-CHO can suppress the production of mature IL-Iβ.

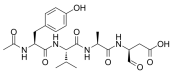

Purity: >98%
Clinical Data: No Development Reported
Size: 1 mg, 5 mg

Ac2-12

Cat. No.: HY-P1099

Ac2-12, an annexin/lipocortin 1 (LC1)-mimetic peptide, inhibit neutrophil extravasation. Ac2-12 has antimigratory action and inhibits recruitment of neutrophils in experimental inflammation models.

Ac-AMVSEFLKQAW

Purity: >98%
Clinical Data: No Development Reported
Size: 1 mg, 5 mg

Ac2-12 TFA

Cat. No.: HY-P1099A

Ac2-12 TFA, an annexin/lipocortin 1 (LC1)-mimetic peptide, inhibit neutrophil extravasation. Ac2-12 TFA has antimigratory action and inhibits recruitment of neutrophils in experimental inflammation models.

Ac-AMVSEFLKQAW (TFA salt)

Purity: >98%
Clinical Data: No Development Reported
Size: 1 mg, 5 mg

Ac2-26

Cat. No.: HY-P1098

Ac2-26, an active N-terminal peptide of annexin A1 (AnxA1), attenuates ischemia-reperfusion-induced acute lung injury. Ac2-26 also decreases AnxA1 protein expression, inhibits the activation of NF-κB and MAPK pathways in the injured lung tissue.

Ac-AMVSEFLKQAWFIENEEQEYVQTVK

Purity: >98%
Clinical Data: No Development Reported
Size: 1 mg, 5 mg

Ac2-26 TFA

Cat. No.: HY-P1098A

Ac2-26 TFA, an active N-terminal peptide of annexin A1 (AnxA1), attenuates ischemia-reperfusion-induced acute lung injury. Ac2-26 also decreases AnxA1 protein expression, inhibits the activation of NF-κB and MAPK pathways in the injured lung tissue.

Ac-AMVSEFLKQAWFIENEEQEYVQTVK (TFA salt)

Purity: 96.48%
Clinical Data: No Development Reported
Size: 500 μg, 1 mg, 5 mg

Ac9-25

Cat. No.: HY-P1118

Ac9-25, a N-terminal peptide of Annexin I, acts as a formyl peptide receptor (FPR) agonist and activates the neutrophil NADPH oxidase through FPR.

Ac-QAWFIENEEQEYVQTVK

Purity: 98.54%
Clinical Data: No Development Reported
Size: 1 mg

Ac9-25 TFA

Cat. No.: HY-P1118A

Ac9-25 TFA, a N-terminal peptide of Annexin I, acts as a formyl peptide receptor **(FPR)** agonist and activates the neutrophil NADPH oxidase through FPR.

Ac-QAWFIENEEQEYVQTVK (TFA salt)

Purity: >98%
Clinical Data: No Development Reported
Size: 1 mg, 5 mg

Acetyl-Calpastatin(184-210)(human)

Cat. No.: HY-P1081

Acetyl-Calpastatin(184-210)(human) is a potent, selective and reversible **calpain** inhibitor with K_i values of 0.2 nM and 6 μM for μ-calpain and cathepsin L, respectively.

Ac-DPMSSTYIEELGKREVTIPPKYRELLA-NH_2

Purity: >98%
Clinical Data: No Development Reported
Size: 1 mg, 5 mg

Acetyl-Calpastatin(184-210)(human) TFA

Cat. No.: HY-P1081A

Acetyl-Calpastatin(184-210)(human) TFA is a potent, selective and reversible **calpain** inhibitor with K_i values of 0.2 nM and 6 μM for μ-calpain and cathepsin L, respectively.

Ac-DPMSSTYIEELGKREVTIPPKYRELLA-NH_2 (TFA salt)

Purity: >98%
Clinical Data: No Development Reported
Size: 1 mg, 5 mg

Acetyl-Hirudin (54-65) (sulfated)

Cat. No.: HY-P2490

Acetyl-Hirudin (54-65) (sulfated) binds directly to thrombin-rHCII(L444R) and disrupts interactions between the N-terminal acidic domain of rHCII and anion-binding exosite I of thrombin that serves to stabilize the complex.

Ac-GDFEEIPEE-{Tyr(SO_3H)}-LQ

Purity: >98%
Clinical Data: No Development Reported
Size: 1 mg, 5 mg

Acetyl-pepstatin

Cat. No.: HY-P1436

Acetyl-pepstatin is a potent classical inhibitor of aspartic proteases (**PRs**) with XMRV PR and HIV-1 PR K_i values of 712 nM and 13 nM.

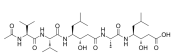

Purity: >98%
Clinical Data: No Development Reported
Size: 1 mg, 5 mg

Acetyl-PHF6 amide TFA

(AcPHF6 TFA; Ac-VQIVYK-NH2 TFA)

Cat. No.: HY-P1675A

Acetyl-PHF6 amide TFA (AcPHF6 TFA) is a tau derived hexapeptide.

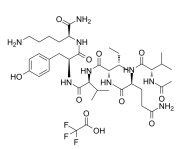

Purity: 95.22%
Clinical Data: No Development Reported
Size: 10 mM × 1 mL, 1 mg, 5 mg, 10 mg

ACTH (1-13)

(Adrenocorticotropic Hormone (1-13)) **Cat. No.:** HY-P1555

ACTH (1-13) is a 13-aa peptide, with cytoprotective effects in the model of ethanol induced gastric lesions in rats.

SYSMEHFRWGKPV

Purity: 99.57%
Clinical Data: No Development Reported
Size: 1 mg, 5 mg, 10 mg

ACTH (1-14)

(Adrenocorticotropic Hormone Fragment 1-14) **Cat. No.:** HY-P1582

ACTH (1-14) is a fragment of adrenocorticotrophin, which regulates cortisol and androgen production.

SYSMEHFRWGKPVG

Purity: >98%
Clinical Data: No Development Reported
Size: 1 mg, 5 mg

ACTH (1-14) (TFA)

(Adrenocorticotropic Hormone Fragment 1-14 TFA) **Cat. No.:** HY-P1582A

ACTH (1-14) (TFA) is a fragment of adrenocorticotrophin, which regulates cortisol and androgen production.

SYSMEHFRWGKPVG (TFA salt)

Purity: 98.55%
Clinical Data: No Development Reported
Size: 1 mg, 5 mg, 10 mg

ACTH (1-17)

(α1-17-ACTH) **Cat. No.:** HY-P1545

ACTH (1-17), an adrenocorticotropin analogue, is a potent **human melanocortin 1 (MC1) receptor** agonist with a K_i of 0.21 nM.

SYSMEHFRWGKPVGKKR

Purity: >98%
Clinical Data: No Development Reported
Size: 1 mg, 5 mg, 10 mg

ACTH (1-17) (TFA)

(α1-17-ACTH TFA) **Cat. No.:** HY-P1545A

ACTH (1-17) TFA, an adrenocorticotropin analogue, is a potent **human melanocortin 1 (MC1) receptor** agonist with a K_i of 0.21 nM.

SYSMEHFRWGKPVGKKR (TFA salt)

Purity: 99.02%
Clinical Data: No Development Reported
Size: 1 mg, 5 mg, 10 mg

ACTH (11-24)

(Adrenocorticotropic Hormone (11-24)) **Cat. No.:** HY-P1558

ACTH (11-24) is a fragment of adrenocorticotrophin, acts as an antagonist of **adrenocorticotropic hormone (ACTH) receptor**, and induces cortisol release.

KPVGKKRRPVKVYP

Purity: 95.40%
Clinical Data: No Development Reported
Size: 1 mg, 5 mg, 10 mg

ACTH (22-39)

(Adrenocorticotropic Hormone (22-39)) **Cat. No.:** HY-P1603

ACTH (22-39) is an adrenocorticotropic hormone (ACTH) fragment. ACTH (22-39) is the 22-39 sequence of ACTH.

VYPNGAEDESAEAFPLEF

Purity: >98%
Clinical Data: No Development Reported
Size: 1 mg, 5 mg, 10 mg

ACTH (34-39)

Cat. No.: HY-P1739

ACTH (34-39) is an adrenocorticotropic hormone fragment.

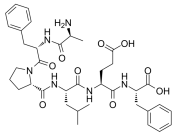

Purity: >98%
Clinical Data: No Development Reported
Size: 1 mg, 5 mg

ACTH (4-11)

(Adrenocorticotropic Hormone (4-11), human) **Cat. No.:** HY-P1503

ACTH (4-11), an adrenocorticotropin hormone fragment, possesses a weak α-melanocyte stimulating hormone (α-MSH) potency only at high doses (100 and 1000 nM).

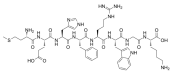

Purity: >98%
Clinical Data: No Development Reported
Size: 5 mg, 10 mg, 25 mg

Actinomycin X2

(Actinomycin V) **Cat. No.:** HY-125747

Actinomycin X2 (Actinomycin V), produced by many Streptomyces sp., shows strong inhibition of **MRSA** with a minimum inhibitory concentration (MIC) value of 0.25 μg/mL. Actinomycin X2 can be used for cancer and bacterial infection.

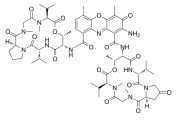

Purity: >98%
Clinical Data: No Development Reported
Size: 1 mg, 5 mg

Activated Protein C (390-404), human

Cat. No.: HY-P1918

Activated Protein C (390-404), human is a peptide of the activated protein C (a vitamin K-dependent serine protease), potently inhibits APC anticoagulant activity.

YGVYTKVSRYLDWIH

Purity: 98.20%
Clinical Data: No Development Reported
Size: 5 mg

Activated Protein C (390-404), human TFA

Cat. No.: HY-P1918A

Activated Protein C (390-404), human TFA, a peptide of the activated protein C (a vitamin K-dependent serine protease), potently inhibits APC anticoagulant activity.

YGVYTKVSRYLDWIH (TFA salt)

Purity: >98%
Clinical Data: No Development Reported
Size: 1 mg, 5 mg

Acyl Carrier Protein (ACP) (65-74)

Cat. No.: HY-P1743

Acyl Carrier Protein (ACP) (65-74) is an active acyl carrier protein (ACP) fragment.

VQAAIDYING

Purity: >98%
Clinical Data: No Development Reported
Size: 1 mg, 5 mg

AD 01

Cat. No.: HY-P2284

AD 01, a 24 amino acid peptide of FKBPL (FK506-binding protein like), possesses potent anti-angiogenic activity. AD 01 bind to the **CD44 receptor** and inhibit tumour cell migration in a CD44 dependant manner.

QIRQQPRDPPTETLELEVSPDPAS

Purity: >98%
Clinical Data: No Development Reported
Size: 5 mg, 10 mg, 25 mg

Adipokinetic Hormone (AKH) (24-32), locust

Cat. No.: HY-P1456

Adipokinetic Hormone (AKH) (24-32), locust, isolated from locust corpora cardiaca, is a neurohormone that regulates lipid utilisation during flight.

Pyr-LNFTPNWGT-NH_2

Purity: >98%
Clinical Data: No Development Reported
Size: 1 mg, 5 mg

Adipokinetic Hormone (AKH) (24-32), locust TFA

Cat. No.: HY-P1456A

Adipokinetic Hormone (AKH) (24-32), locust (TFA), isolated from locust corpora cardiaca, is a neurohormone that regulates lipid utilisation during flight.

Pyr-LNFTPNWGT-NH_2 (TFA salt)

Purity: >98%
Clinical Data: No Development Reported
Size: 1 mg, 5 mg

Adrenocorticotropic Hormone (ACTH) (1-10), human

Cat. No.: HY-P1518

Adrenocorticotropic Hormone (ACTH) (1-10), human, an adrenocorticotropin hormone fragment, possesses a weak α-melanocyte stimulating hormone (α-MSH) potency only at high doses (100 and 1000 nM).

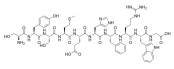

Purity: 98.53%
Clinical Data: No Development Reported
Size: 5 mg, 10 mg, 25 mg

Adrenocorticotropic Hormone (ACTH) (1-39), human

(1-39-Corticotropin (human))

Cat. No.: HY-P1211

Adrenocorticotropic Hormone (ACTH) (1-39), human is a **melanocortin receptor** agonist.

SYSMEHFRWG KPVGKKRRPV KVYPNGAEDE SAEAFPLEF

Purity: 98.07%
Clinical Data: No Development Reported
Size: 1 mg, 5 mg, 10 mg

Adrenocorticotropic Hormone (ACTH) (1-39), human(TFA)

(1-39-Corticotropin (human)(TFA))

Cat. No.: HY-P1211A

Adrenocorticotropic Hormone (ACTH) (1-39), human(TFA) is a **melanocortin receptor** agonist.

SYSMEHFRWGKPVGKKRRPVKVYPNGAEDESAEAFPLEF (TFA salt)

Purity: 98.28%
Clinical Data: No Development Reported
Size: 500 μg, 1 mg, 5 mg

Adrenocorticotropic Hormone (ACTH) (1-39), rat

(ACTH (1-39) (mouse, rat))

Cat. No.: HY-P1477

Adrenocorticotropic Hormone (ACTH) (1-39), rat is a potent **melanocortin 2 (MC2) receptor** agonist.

SYSMEHFRWGKPVGKKRRPVKVYPNVAENESAEAFPLEF

Purity: >98%
Clinical Data: No Development Reported
Size: 1 mg, 5 mg

Adrenocorticotropic Hormone (ACTH) (18-39), human

(CLIP (human))

Cat. No.: HY-P1476

Adrenocorticotropic Hormone (ACTH) (18-39), human is a corticotropinlike intermediate lobe peptide, which is produced in the melanotrophs of the intermediate lobe of the pituitary.

RPVKVYPNGAEDESAEAFPLEF

Purity: >98%
Clinical Data: No Development Reported
Size: 1 mg, 5 mg

Adrenocorticotropic Hormone (ACTH) (18-39), human TFA

(CLIP (human) (TFA))

Cat. No.: HY-P1476A

Adrenocorticotropic Hormone (ACTH) (18-39), human TFA is a corticotropinlike intermediate lobe peptide, which is is produced in the melanotrophs of the intermediate lobe of the pituitary.

RPVKVYPNGAEDESAEAFPLEF (TFA salt)

Purity: 99.86%
Clinical Data: No Development Reported
Size: 1 mg, 5 mg

Adrenocorticotropic Hormone (ACTH) (4-10), human

Cat. No.: HY-P1478

Adrenocorticotropic Hormone (ACTH) (4-10), human is a melanocortin 4 (MC4R) receptor agonist.

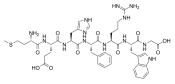

Purity: >98%
Clinical Data: No Development Reported
Size: 5 mg, 10 mg, 25 mg

Adrenomedullin (1-50), rat

Cat. No.: HY-P1534

Adrenomedullin (1-50), rat is a 50 amino acid peptide, which induces a selective arterial vasodilation via activation of **CGRP1 receptor**.

YRQSMNNFQGMRSFSCRFFCTFKDLAWDSFDFFERYIRDIIAARPRNSFQGY-NH2 (Disulfide bridge: Cys1-Cys7)

Purity: >98%
Clinical Data: No Development Reported
Size: 500 μg, 1 mg, 5 mg

Adrenomedullin (11-50), rat

Cat. No.: HY-P1766

Adrenomedullin (11-50), rat is the C-terminal fragment (11-50) of rat adrenomedullin. Rat adrenomedullin induces a selective arterial vasodilation via CGRP1 receptors.

SFQCRFQTCTMQKLAHQIYQFTDKDQIANAP RNHSSFQGY-NH2(Disulfide bridge: Cys4-Cys9)

Purity: >98%
Clinical Data: No Development Reported
Size: 1 mg, 5 mg

Adrenomedullin (16-31), human

Cat. No.: HY-P1770

Adrenomedullin (16-31), human is amino acid residues 16-31 fragment of human adrenomedullin (hADM). Adrenomedullin has appreciable affinity for the CGRP1 receptor. Adrenomedullin (16-31), human possesses pressor activity in the systemic vascular bed of the rat, but not the cat.

CRFGTCTVQKLAHQIY-NH2

Purity: >98%
Clinical Data: No Development Reported
Size: 1 mg, 5 mg

Adrenomedullin (16-31), human TFA

Cat. No.: HY-P1770A

Adrenomedullin (16-31), human TFA is amino acid residues 16-31 fragment of human adrenomedullin (hADM). Adrenomedullin has appreciable affinity for the CGRP1 receptor. Adrenomedullin (16-31), human TFA possesses pressor activity in the systemic vascular bed of the rat, but not the cat.

CRFGTCTVQKLAHQIY-NH2 (TFA salt)

Purity: >98%
Clinical Data: No Development Reported
Size: 1 mg, 5 mg

Adrenomedullin (AM) (1-52), human

(Human adrenomedullin-(1-52)-NH2)

Cat. No.: HY-P1455

Adrenomedullin (AM) (1-52), human is a 52-amino acid peptide, which affects cell proliferation and angiogenesis in cancer.

YRQSMNNFQGLRSFSCRFFCTFQKLAHQIYQFTDKDQIANAPRNHSSFQGY-NH2 (Disulfide bridge: Cys1-Cys7)

Purity: >98%
Clinical Data: No Development Reported
Size: 1 mg, 5 mg

Adrenomedullin (AM) (1-52), human TFA

(Human adrenomedullin-(1-52)-NH2 TFA)

Cat. No.: HY-P1455A

Adrenomedullin (AM) (1-52), human (TFA) affects cell proliferation and angiogenesis in cancer.

YRQSMNNFQGLRSFSCRFFCTFQKLAHQIYQFTDKDQIANAPRNHSSFQGY-NH2 (Disulfide bridge: Cys1-Cys7)(C1-C7F4 salt)

Purity: 97.40%
Clinical Data: No Development Reported
Size: 500 μg, 1 mg

Adrenomedullin (AM) (13-52), human

Cat. No.: HY-P1457

Adrenomedullin (AM) (13-52), human is a 40 amino acid peptide, which acts as an endothelium-dependent vasodilator agent.

SFQGCRFQTCTVQKLAHQIYQFTDKDQIANAPRNHSSFQGY-NH2 (Disulfide bridge: Cys4-Cys9)

Purity: >98%
Clinical Data: No Development Reported
Size: 1 mg, 5 mg

Adrenomedullin (AM) (22-52), human

(22-52-Adrenomedullin (human))

Cat. No.: HY-P1471

Adrenomedullin (AM) (22-52), human, an NH2 terminal truncated adrenomedullin analogue, is an **adrenomedullin receptor** antagonist, and also antagonizes the calcitonin generelated peptide (**CGRP**) receptor in the hindlimb vascular bed of the cat.

TVQKLAHQIYQFTDKDKDNVAPRSKISPQGY-NH_2

Purity: 98.78%
Clinical Data: No Development Reported
Size: 500 µg, 1 mg, 5 mg

Adrenomedullin (AM) (22-52), human TFA

(22-52-Adrenomedullin (human) (TFA))

Cat. No.: HY-P1471A

Adrenomedullin (AM) (22-52), human (22-52-Adrenomedullin human) TFA, an NH_2 terminal truncated adrenomedullin analogue, is an **adrenomedullin receptor** antagonist.

TVQKLAHQIYQFTDKDKDNVAPRSKISPQGY-NH_2 (TFA salt)

Purity: >98%
Clinical Data: No Development Reported
Size: 1 mg, 5 mg

AF12198

Cat. No.: HY-P1110

AF12198 is a potent, selective and specific peptide antagonist for human type I interleukin-1 receptor (IL1-R1) (IC_{50}=8 nM) but not the human type II receptor (IC_{50}=6.7 µM) or the murine type I receptor (IC_{50}>200 µM).

Ac-FEWTPGWYQ-{Aze}-YALPL-NH_2

Purity: 99.61%
Clinical Data: No Development Reported
Size: 1 mg, 5 mg

AGA-(C8R) HNG17, humanin derivative

Cat. No.: HY-P1851

AGA-(C8R) HNG17, Humanin derivative is a potent humanin (HN) derivative. AGA-(C8R) HNG17, Humanin derivative completely suppresses neuronal cell death by Alzheimer's disease-relevant insults.

PAGASRLLLLTGEIDLP

Purity: >98%
Clinical Data: No Development Reported
Size: 1 mg, 5 mg

AGA-(C8R) HNG17, humanin derivative TFA

Cat. No.: HY-P1851A

AGA-(C8R) HNG17, humanin derivative TFA is a potent humanin (HN) derivative. AGA-(C8R) HNG17, humanin derivative completely suppresses neuronal cell death by Alzheimer's disease-relevant insults.

PAGASRLLLLTGEIDLP (TFA salt)

Purity: 95.50%
Clinical Data: No Development Reported
Size: 5 mg, 10 mg

Agitoxin-2

Cat. No.: HY-P1282

Agitoxin-2 is a **K+** channel inhibitor, with IC_{50} values of 201 pM and 144 pM for $mK_V1.3$ and $mK_V1.1$, respectively).

GVPINVSCTGSPQCIKPCKDAGMRFGKCMNRKCHCTPK (Disulfide bridge C(1)-C(29), C(8)-C(34), C(15)-C(36))

Purity: >98%
Clinical Data: No Development Reported
Size: 1 mg, 5 mg

Agitoxin-2 TFA

Cat. No.: HY-P1282A

Agitoxin-2 TFA is a **K+** channel inhibitor, with IC_{50} values of 201 pM and 144 pM for $mK_V1.3$ and $mK_V1.1$, respectively).

GVPINVSCTGSPQCIKPCKDAGMRFGKCMNRKCHCTPK (Disulfide bridge C(1)-C(29), C(8)-C(34), C(15)-C(36)) (TFA salt)

Purity: >98%
Clinical Data: No Development Reported
Size: 1 mg, 5 mg

Akt/SKG Substrate Peptide

Cat. No.: HY-P0141

Akt/SKG Substrate Peptide is a synthetic peptide suitable as a substrate for Akt/PKB, which is not phosphorylated by p70S6K or MAPK1.

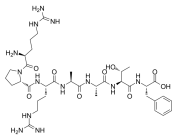

Purity: >98%
Clinical Data: No Development Reported
Size: 1 mg, 5 mg

Akt/SKG Substrate Peptide TFA

Cat. No.: HY-P0141A

Akt/SKG Substrate Peptide TFA is a synthetic peptide suitable as a substrate for Akt/PKB, which is not phosphorylated by p70S6K or MAPK1.

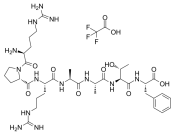

Purity: >98%
Clinical Data: No Development Reported
Size: 1 mg, 5 mg

AKTide-2T TFA

Cat. No.: HY-P1115A

AKTide-2T TFA is an excellent in vitro substrate for **AKT** and shows competitive inhibition of histone H2B phosphorylation with a K_i of 12 nM.

ARKRERTYSFGHHA (TFA salt)

Purity: >98%
Clinical Data: No Development Reported
Size: 1 mg, 5 mg

Alamandine

Cat. No.: HY-P3108

Alamandine, a member of the renin-angiotensin system (RAS), a vasoactive peptide, is an endogenous ligand of the G protein-coupled receptor MrgD. Alamandine targets to protect the kidney and heart through anti-hypertensive actions.

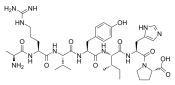

Purity: 98.95%
Clinical Data: No Development Reported
Size: 5 mg

Albiglutide TFA

Cat. No.: HY-108795A

Albiglutide TFA, a glucagon-like peptide (GLP)-1 mimetic, is a long acting **GLP-1 receptor** agonist for the treatment of type 2 diabetes mellitus (T2DM). Albiglutide TFA is generated by the genetic fusion of a DPP-4-resistant GLP-1 dimer to human albumin.

HGEGTFTSDVSSYLEGQAAKEFIAWLVKGR-NH_2 (TFA salt)

Purity: 97.51%
Clinical Data: Launched
Size: 1 mg, 5 mg

Alisporivir intermediate-1

Cat. No.: HY-P1358

Alisporivir intermediate-1 is an intermediate in the synthesis of Alisporivir. Alisporivir is used for the treatment of inflammatory and viral diseases.

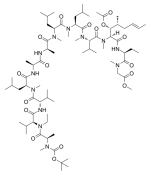

Purity: >98%
Clinical Data: No Development Reported
Size: 1 mg, 5 mg

Alkaline phosphatase

Cat. No.: HY-P2818

Alkaline phosphatase is a membrane-bound glycoprotein that catalyzes the hydrolysis of phosphate monoesters at basic pH values. Alkaline phosphatase can be used for molecular biology and enzyme immunoassay.

Alkaline phosphatase

Purity: >98%
Clinical Data: No Development Reported
Size: 5 mg, 10 mg

Allatostatin II

Cat. No.: HY-P1786

Allatostatin II is a decapeptid. Allatostatins are pleiotropic neuropeptides for inhibition of juvenile hormone synthesis in insects.

GDGRLYAFGL-NH_2

Purity: >98%
Clinical Data: No Development Reported
Size: 1 mg, 5 mg

Allatostatin IV

Cat. No.: HY-P1760

Allatostatin IV is an octapeptide. Allatostatins are pleiotropic neuropeptides for inhibition of juvenile hormone synthesis in insects.

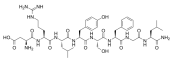

Purity: >98%
Clinical Data: No Development Reported
Size: 1 mg, 5 mg

Allergen Gal d 4 (46-61), chicken

(Lysozyme C (46-61) (chicken))

Cat. No.: HY-P1560

Allergen Gal d 4 (46-61), chicken is a hen egg white lysozyme peptide.

NTDGSTDYGILQINSR

Purity: >98%
Clinical Data: No Development Reported
Size: 1 mg, 5 mg

Allo-aca

Cat. No.: HY-P3212

Allo-aca, a leptin peptidomimetic, is a potent, specific **leptin receptor** antagonist peptide. Allo-aca blocks leptin signaling and action in numerous in vitro and in vivo models.

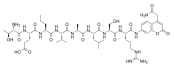

Purity: >98%
Clinical Data: No Development Reported
Size: 1 mg, 5 mg

Alpha 1(I) Collagen (614-639), human

Cat. No.: HY-P1912

Alpha 1(I) Collagen (614-639), human is a peptide fragment of alpha-1 type I collagen.

SAGFDFSFLPQPPQEKAHDGGRYYRA

Purity: >98%
Clinical Data: No Development Reported
Size: 1 mg, 5 mg

ALX 40-4C

Cat. No.: HY-P7061

ALX 40-4C is a small peptide inhibitor of the **chemokine receptor CXCR4**, inhibits SDF-1 from binding CXCR4 with a K_i of 1 μM, and suppresses the replication of X4 strains of HIV-1; ALX 40-4C Trifluoroacetate also acts as an antagonist of the **APJ receptor**, with an IC_{50} of 2.9 μM.

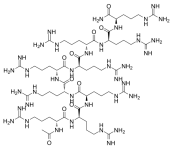

Purity: >98%
Clinical Data: No Development Reported
Size: 1 mg, 5 mg

ALX 40-4C Trifluoroacetate

Cat. No.: HY-P7061A

ALX 40-4C Trifluoroacetate is a small peptide inhibitor of the **chemokine receptor CXCR4**, inhibits SDF-1 from binding CXCR4 with a K_i of 1 μM, and suppresses the replication of X4 strains of HIV-1; ALX 40-4C Trifluoroacetate also acts as an antagonist of the **APJ receptor**, with an...

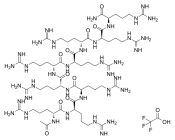

Purity: 95.90%
Clinical Data: No Development Reported
Size: 1 mg, 5 mg

AMARA peptide

Cat. No.: HY-P1576

AMARA peptide is a substrate for SIK and AMPK.

AMARAASAAALARRR

Purity: >98%
Clinical Data: No Development Reported
Size: 1 mg, 5 mg

AMARA peptide TFA

Cat. No.: HY-P1576A

AMARA peptide (TFA) is a substrate for salt-inducible kinase (SIK) and adenosine monophosphate activated protein kinase (AMPK).

AMARAASAAALARRR (TFA salt)

Purity: 98.38%
Clinical Data: No Development Reported
Size: 1 mg, 5 mg, 10 mg

Amlodipine aspartic acid impurity

(Amlodipine aspartate)

Cat. No.: HY-128696

Amlodipine aspartic acid impurity is the impurity of Amlodipine aspartic acid. Amlodipine aspartic acid is a calcium channel blocker with antihypertensive and antianginal properties.

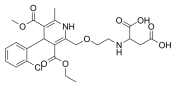

Purity: >98%
Clinical Data: No Development Reported
Size: 1 mg, 5 mg

AMY-101

(Cp40)

Cat. No.: HY-P1717

AMY-101 (Cp40), a peptidic inhibitor of the central **complement component C3** (K_D = 0.5 nM), inhibits naturally occurring periodontitis in non-human primates (NHPs).

YICV-(Trp(Me))-QDW-(Sar)-AHRC-(N(Me)Ile)-NH_2 (Disulfide bridge:Cys3-Cys13)

Purity: >98%
Clinical Data: Phase 2
Size: 1 mg, 5 mg, 10 mg

AMY-101 acetate

(Cp40 acetate)

Cat. No.: HY-P1717B

AMY-101 acetate (Cp40 acetate), a peptidic inhibitor of the central **complement component C3** (K_D = 0.5 nM), inhibits naturally occurring periodontitis in non-human primates (NHPs).

YICV-(Trp(Me))-QDW-(Sar)-AHRC-(N(Me)Ile)-NH_2 (Disulfide bridge:Cys3-Cys13) (acetate salt)

Purity: 99.93%
Clinical Data: Phase 2
Size: 1 mg, 5 mg, 10 mg

AMY-101 TFA

(Cp40 TFA)

Cat. No.: HY-P1717A

AMY-101 TFA (Cp40 TFA), a peptidic inhibitor of the central **complement component C3** (K_D = 0.5 nM), inhibits naturally occurring periodontitis in non-human primates (NHPs).

YICV-(Trp(Me))-QDW-(Sar)-AHRC-(N(Me)Ile)-NH_2 (Disulfide bridge:Cys3-Cys13) (TFA salt)

Purity: 99.94%
Clinical Data: Phase 2
Size: 1 mg, 5 mg, 10 mg

Amylin (8-37), human

Cat. No.: HY-P2501

Amylin (8-37), human is a fragment of human Amylin. Amylin (8-37), human has direct vasodilator effects in the isolated mesenteric resistance artery of the rat.

ATQRLANFLVHSSNNFGAILSSTNVGSNTY-NH_2

Purity: >98%
Clinical Data: No Development Reported
Size: 1 mg, 5 mg

Amylin (8-37), rat

(Amylin (8-37) (mouse, rat))

Cat. No.: HY-P1473

Amylin (8-37), rat is a truncated analog of native Amylin that selectively inhibits insulin-related glucose uptake and glycogen deposition in muscle tissue. Amylin (8-37), rat is a weak **amylin receptor** (**AMY**) antagonist.

ATQRLANFLVRSSNNLGPVLPPTNVGSNTY-NH_2

Purity: >98%
Clinical Data: No Development Reported
Size: 500 μg, 1 mg, 5 mg

Amylin (IAPP), feline

Cat. No.: HY-P1871

Amylin (IAPP), feline, a 37-amino acid polypeptide. Amylin (IAPP) is one of the major secretory products of β-cells of the pancreatic islets. Amylin (IAPP) is a regulatory peptide, which inhibits insulin and glucagon secretion.

KCNTATCATQRLANFLRSSNHLGAILSPTNVGSNTY-NH_2 (Disulfide bridge: Cys$_2$-Cys$_{37}$)

Purity: >98%
Clinical Data: No Development Reported
Size: 1 mg, 5 mg

Amylin (IAPP), feline TFA

Cat. No.: HY-P1871A

Amylin (IAPP), feline TFA, a 37-amino acid polypeptide. Amylin (IAPP) is one of the major secretory products of β-cells of the pancreatic islets. Amylin (IAPP) is a regulatory peptide, which inhibits insulin and glucagon secretion.

KCNTATCATQRLANFLVRSSNNLGPVLPPTNVGSNTY-NH_2 (Disulfide bridge: Cys_2-Cys_7) (TFA salt)

Purity: 98.75%
Clinical Data: No Development Reported
Size: 1 mg

Amylin, amide, human

(DAP amide, human)

Cat. No.: HY-P1070

Amylin, amide, human, a 37-amino acid polypeptide, is a pancreatic hormone cosecreted with insulin that exerts unique roles in metabolism and glucose homeostasis. Amylin, amide, human inhibits glucagon secretion, delays gastric emptying, and acts as a satiety agent.

KCNTATCATQRLANFLVHSSNNFGAILSSTNVGSNTY-NH_2 (Disulfide bridge: Cys_2-Cys_7)

Purity: 96.90%
Clinical Data: No Development Reported
Size: 500 μg, 1 mg, 5 mg

Amylin, amide, human TFA

(DAP amide, human TFA)

Cat. No.: HY-P1070A

Amylin, amide, human TFA, a 37-amino acid polypeptide, is a pancreatic hormone cosecreted with insulin that exerts unique roles in metabolism and glucose homeostasis. Amylin, amide, human TFA inhibits glucagon secretion, delays gastric emptying, and acts as a satiety agent.

KCNTATCATQRLANFLVHSSNNFGAILSSTNVGSNTY-NH_2 (Disulfide bridge: Cys_2-Cys_7) (TFA salt)

Purity: >98%
Clinical Data: No Development Reported
Size: 1 mg, 5 mg

Amylin, amide, rat

(Amylin (rat))

Cat. No.: HY-P1464

Amylin, amide, rat is a potent and high affinity ligand of **Amylin receptor AMY1** and **AMY3** receptors and variably of AMY2 receptors; binding studies are generally used for the latter receptor.

KCNTATCATQRLANFLVRSGNNLGPVLPPTNVGSNTY-NH_2 (Disulfide bridge: Cys_2-Cys_7)

Purity: >98%
Clinical Data: No Development Reported
Size: 500 μg, 1 mg, 5 mg

Angiogenin (108-122)

Cat. No.: HY-P1516

Angiogenin (108-122) is an angiogenin peptide.

ENGLPVHLDQSIFRR

Purity: >98%
Clinical Data: No Development Reported
Size: 1 mg, 5 mg

Angiogenin (108-122) (TFA)

Cat. No.: HY-P1516A

Angiogenin (108-122) TFA is an angiogenin peptide.

ENGLPVHLDQSIFRR (TFA salt)

Purity: 98.70%
Clinical Data: No Development Reported
Size: 1 mg, 5 mg, 10 mg

Angiopep-2 hydrochloride

Cat. No.: HY-P2341

Angiopep-2 hydrochloride is a brain peptide vector. The conjugation of anticancer agents with the Angiopep-2 peptide vector could increase their efficacy in the treatment of brain cancer.

TFFYGGSRGKRNNFKTEEY (HCl salt)

Purity: 97.44%
Clinical Data: No Development Reported
Size: 1 mg, 5 mg

Angiopep-Bim BH3 hydrochloride

Cat. No.: HY-P2342

Angiopep-Bim BH3 hydrochloride, a BBB penetrated peptode, could be used to investigate the permeability of CNS therapeutics.

TFFYGGSRGKRNNFKTEEYLPSTQGGGG DMIRPEIWIAQELRRIGDEFNAYYARR (HCl salt)

Purity: >98%
Clinical Data: No Development Reported
Size: 1 mg, 5 mg

Angiopeptin

Cat. No.: HY-P2090

Angiopeptin, a cyclic octapeptide analogue of somatostatin, markedly inhibits myointimal proliferation in response to endothelial cell injury.

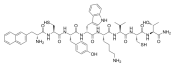

Purity: >98%
Clinical Data: No Development Reported
Size: 1 mg, 5 mg

Angiotensin (1-7)

(Ang-(1-7))

Cat. No.: HY-12403

Angiotensin 1-7 (Ang-(1-7)) is an endogenous heptapeptide from the renin-angiotensin system (RAS) with a cardioprotective role due to its anti-inflammatory and anti-fibrotic activities in cardiac cells. Angiotensin 1-7 inhibits purified canine **ACE** activity (IC_{50}=0.65 μM).

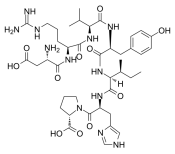

Purity: 99.91%
Clinical Data: No Development Reported
Size: 10 mM × 1 mL, 5 mg, 10 mg, 25 mg, 50 mg

Angiotensin (1-7) (acetate)

(Ang-(1-7) (acetate))

Cat. No.: HY-12403A

Angiotensin 1-7 (Ang-(1-7)) acetate is an endogenous heptapeptide from the renin-angiotensin system (RAS) with a cardioprotective role due to its anti-inflammatory and anti-fibrotic activities in cardiac cells.

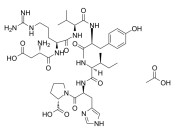

Purity: 98.91%
Clinical Data: No Development Reported
Size: 10 mM × 1 mL, 5 mg, 10 mg, 25 mg, 50 mg

Angiotensin I (human, mouse, rat)

Cat. No.: HY-P1032

Angiotensin I (human, mouse, rat) is the precursor to the vasoconstrictor peptide angiotensin II, cleaved by the angiotensin-converting enzyme (ACE).

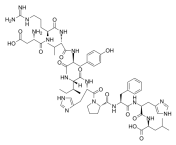

Purity: 98.81%
Clinical Data: No Development Reported
Size: 1 mg, 5 mg, 10 mg

Angiotensin I/II (1-5)

Cat. No.: HY-P1839

Angiotensin I/II 1-5 is a peptide that contains the amino acids 1-5, which is converted from Angiotensin I/II. Angiotensin I is formed by the action of renin on angiotensinogen. Angiotensin II is produced from angiotensin I.

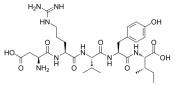

Purity: >98%
Clinical Data: No Development Reported
Size: 1 mg, 5 mg

Angiotensin I/II (1-6)

Cat. No.: HY-P1829

Angiotensin I/II 1-6 contains the amino acids 1-6 and is converted from Angiotensin I/II peptide. The precursor angiotensinogen is cleaved by renin to form angiotensin I. Angiotensin I ishydrolyzed by angiotensin-converting enzyme (ACE) to form the biologically active angiotensin II.

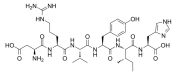

Purity: >98%
Clinical Data: No Development Reported
Size: 1 mg, 5 mg

Angiotensin I/II (1-6) (TFA)

Cat. No.: HY-P1829A

Angiotensin I/II (1-6) TFA contains the amino acids 1-6 and is converted from Angiotensin I/II peptide. The precursor angiotensinogen is cleaved by renin to form angiotensin I.

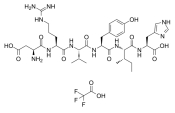

Purity: 98.69%
Clinical Data: No Development Reported
Size: 5 mg, 10 mg

Angiotensin II (1-4), human

Cat. No.: HY-P1792

Angiotensin II (1-4), human is an endogenous peptide produced from AT I by angiotensin-converting-enzyme (ACE).

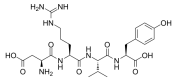

Purity: >98%
Clinical Data: Launched
Size: 1 mg, 5 mg

Angiotensin II (1-4), human TFA

Cat. No.: HY-P1792A

Angiotensin II (1-4), human (TFA) is an endogenous peptide produced from AT I by angiotensin-converting-enzyme (ACE).

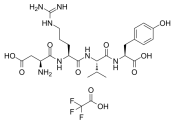

Purity: >98%
Clinical Data: Launched
Size: 1 mg, 5 mg

Angiotensin II (3-8), human

Cat. No.: HY-P1515

Angiotensin II (3-8), human is a less effective agonist at the **angiotensin AT_1 receptor**.

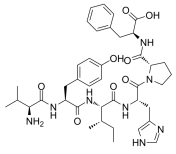

Purity: >98%
Clinical Data: Launched
Size: 1 mg, 5 mg

Angiotensin II (5-8), human

Cat. No.: HY-P1769

Angiotensin II (5-8), human is an endogenous C-terminal fragment of the peptide vasoconstrictor angiotensin II. Angiotensin II binds the AT II type 1 (AT1) receptor, stimulating GPCRs in vascular smooth muscle cells and increasing intracellular Ca^{2+} levels.

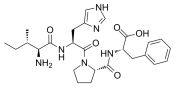

Purity: >98%
Clinical Data: Launched
Size: 1 mg, 5 mg

Angiotensin II 5-valine

(Valine angiotensin II; 5-L-Valine angiotensin II)

Cat. No.: HY-P0108

Angiotensin II 5-valine is an agonist of **angiotensin receptor**.

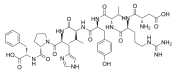

Purity: 99.66%
Clinical Data: Launched
Size: 10 mM × 1 mL, 5 mg, 10 mg, 50 mg

Angiotensin II human

(Angiotensin II; Ang II; DRVYIHPF) **Cat. No.:** HY-13948

Angiotensin II human (Angiotensin II) is a vasoconstrictor that mainly acts on the **AT_1 receptor**. Angiotensin II human stimulates sympathetic nervous stimulation, increases aldosterone biosynthesis and renal actions.

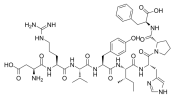

Purity: 99.96%
Clinical Data: Launched
Size: 10 mg, 50 mg

Angiotensin II human acetate

(Angiotensin II acetate; Ang II acetate; DRVYIHPF acetate) **Cat. No.:** HY-13948A

Angiotensin II human acetate (Angiotensin II acetate) is a vasoconstrictor that mainly acts on the **AT_1 receptor**. Angiotensin II human acetate stimulates sympathetic nervous stimulation, increases aldosterone biosynthesis and renal actions.

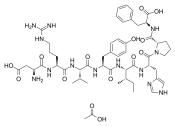

Purity: 99.19%
Clinical Data: Launched
Size: 10 mM × 1 mL, 10 mg, 50 mg

Angiotensin III, human, mouse

Cat. No.: HY-P1540

Angiotensin III, human, mouse is a heptapeptide, acts as an endogenous **angiotensin type 2 receptor (AT_2R)** agonist, with **IC_{50}**s of 0.648 nM and 21.1 nM for AT_2R and AT_1R, respectively.

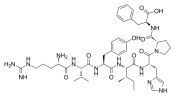

Purity: 99.80%
Clinical Data: No Development Reported
Size: 5 mg, 10 mg, 25 mg

Angiotensinogen (1-14), human

Cat. No.: HY-P1486

Angiotensinogen (1-14), human is a fragment of the renin substrate angiotensinogen. Angiotensinogen is naturally occurring substrate for renin and a precursor for all angiotensin peptides.

DRVYIHPFHLVIHN

Purity: 95.17%
Clinical Data: No Development Reported
Size: 1 mg, 5 mg, 10 mg

Angiotensinogen (1-14), human TFA

Cat. No.: HY-P1486A

Angiotensinogen (1-14), human TFA is a fragment of the renin substrate angiotensinogen. Angiotensinogen is naturally occurring substrate for renin and a precursor for all angiotensin peptides.

DRVYIHPFHLVIHN (TFA salt)

Purity: >98%
Clinical Data: No Development Reported
Size: 1 mg, 5 mg

Angstrom6

(A6 Peptide) **Cat. No.:** HY-P2230

Angstrom6 (A6 Peptide) is an 8 amino-acid peptide derived from single-chain urokinase plasminogen activator (scuPA) and interferes with the **uPA/uPAR** cascade and abrogates downstream effects.

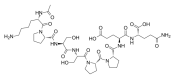

Purity: 99.70%
Clinical Data: No Development Reported
Size: 5 mg, 10 mg

ANQ-11125

Cat. No.: HY-P1233

ANQ-11125 is a potent and selective antagonist of **motilin**, with the **pK_d** of 8.24. ANQ-11125 blocks motilide-induced contractions in vitro in the rabbit.

FVFIFTYGELQRLQ

Purity: >98%
Clinical Data: No Development Reported
Size: 1 mg, 5 mg

ANQ-11125 TFA

Cat. No.: HY-P1233A

ANQ-11125 TFA is a potent and selective antagonist of **motilin**, with the **pK_d** of 8.24. ANQ-11125 TFA blocks motilide-induced contractions in vitro in the rabbit.

FVFIFTYGELQRLQ (TFA salt)

Purity: >98%
Clinical Data: No Development Reported
Size: 1 mg, 5 mg

Antagonist G

Cat. No.: HY-P1185

Antagonist G is a potent **vasopressin** antagonist. Antagonist G is also a weak antagonist of GRP and Bradykinin. Antagonist G induces AP-1 transcription and sensitizes cells to chemotherapy.

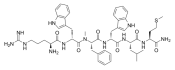

Purity: 95.0%
Clinical Data: No Development Reported
Size: 1 mg, 5 mg

Antagonist G TFA

Cat. No.: HY-P1185A

Antagonist G TFA is a potent **vasopressin** antagonist. Antagonist G is also a weak antagonist of GRP and Bradykinin. Antagonist G induces AP-1 transcription and sensitizes cells to chemotherapy.

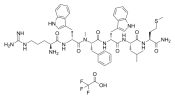

Purity: >98%
Clinical Data: No Development Reported
Size: 1 mg, 5 mg

Antennapedia Peptide

Cat. No.: HY-P0307

Antennapedia Peptide is a 16 amino acid peptide, originally derived from the 60 amino acid long homeodomain of the Drosophila transcription factor Antennapedia and is a member of the family of Cell-penetrating peptides.

RQIKIWFQNRRMKWKK

Purity: >98%
Clinical Data: No Development Reported
Size: 1 mg, 5 mg

Antennapedia Peptide(TFA)

Cat. No.: HY-P0307A

Antennapedia Peptide is a 16 amino acid peptide, originally derived from the 60 amino acid long homeodomain of the Drosophila transcription factor Antennapedia and is a member of the family of Cell-penetrating peptides.

RQIKIWFQNRRMKWKK (TFA salt)

Purity: 99.09%
Clinical Data: No Development Reported
Size: 1 mg, 5 mg, 10 mg

Antileukinate

Cat. No.: HY-125567

Antileukinate, a hexapeptide, is a potent inhibitor of **CXC-chemokine receptor (CXCR)**. Antileukinate inhibits neutrophil chemotaxis and activation. Antileukinate can be used for the research of acute inflammation and injury.

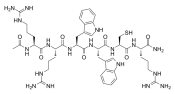

Purity: >98%
Clinical Data: No Development Reported
Size: 1 mg, 5 mg

Antioxidant peptide A

Cat. No.: HY-P1512

Antioxidant peptide A is a short peptide, which contains alternative aromatic or sulfur-containing amino acid. The side chains of Antioxidant peptide A are believed to contribute to strong radical scavenging activities of peptides in the cancer cell.

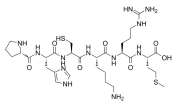

Purity: >98%
Clinical Data: No Development Reported
Size: 1 mg, 5 mg, 10 mg

Antioxidant peptide A TFA

Cat. No.: HY-P1512A

Antioxidant peptide A TFA is a short peptide, which contains alternative aromatic or sulfur-containing amino acid. The side chains of Antioxidant peptide A are believed to contribute to strong radical scavenging activities of peptides in the cancer cell.

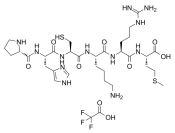

Purity: 99.35%
Clinical Data: No Development Reported
Size: 10 mM × 1 mL, 1 mg, 5 mg, 10 mg

AP 811

Cat. No.: HY-P1419

AP 811 is a selective atrial natriuretic peptide clearance receptor **(APN-CR, NPR3)** antagonist (K_i=0.48 nM). AP 811 displays >20,000-fold selectivity for NPR3 over NPR1. AP 811 abolishes ANP-induced pump stimulation.

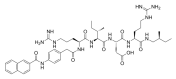

Purity: >98%
Clinical Data: No Development Reported
Size: 1 mg, 5 mg

Apamin
(Apamine)

Cat. No.: HY-P0256

Apamin (Apamine) is an 18 amino acid peptide neurotoxin found in apitoxin (bee venom), is known as a specifically selective blocker of **Ca^{2+}**-activated **K^+** (SK) channels and exhibits anti-inflammatory and anti-fibrotic activity.

Purity: >98%
Clinical Data: No Development Reported
Size: 500 μg, 1 mg

Apamin TFA
(Apamine TFA)

Cat. No.: HY-P0256A

Apamin TFA (Apamine TFA) is an 18 amino acid peptide neurotoxin found in apitoxin (bee venom), is known as a specifically selective blocker of **Ca^{2+}**-activated **K^+** (SK) channels and exhibits anti-inflammatory and anti-fibrotic activity.

Purity: 98.87%
Clinical Data: No Development Reported
Size: 500 μg, 1 mg

Apelin-12

Cat. No.: HY-P2537

Apelin-12 is one of the most potent C-terminal fragments of the polypeptide that possesses a high affinity to orphan receptor **APJ** receptor. Apelin-12 is involved in the regulation of body fluid homeostasis and in the central control of feeding.

RPRLSHKGPMPF

Purity: 99.17%
Clinical Data: No Development Reported
Size: 5 mg, 10 mg

Apelin-13

Cat. No.: HY-P1944

Apelin-13 is the endogenous ligand of the orphan G protein-coupled receptor APJ, activates APJ receptor with an EC_{50} value of 0.37 nM in CHO cells.

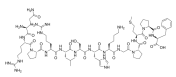

Purity: >98%
Clinical Data: No Development Reported
Size: 1 mg, 5 mg

Apelin-13 TFA

Cat. No.: HY-P1944A

Apelin-13 is the endogenous ligand of the APJ receptor, activating this G protein-coupled receptor with an **EC_{50}** value of 0.37 nM.

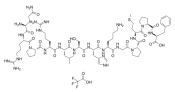

Purity: 99.80%
Clinical Data: No Development Reported
Size: 1 mg, 5 mg, 10 mg

Apelin-17(human, bovine)

Cat. No.: HY-P1066

Apelin-17(human, bovine) is an endogenous orphan G protein-coupled receptor **APJ** agonist. Apelin-17(human, bovine) binds to human APJ receptors expressed in HEK 293 cells (**pIC_{50}**=9.02).

KFRRQRPRLSHKGPMPF

Purity: 98.86%
Clinical Data: No Development Reported
Size: 1 mg, 5 mg

Apelin-17(human, bovine) TFA

Cat. No.: HY-P1066A

Apelin-17(human, bovine) TFA is an endogenous orphan G protein-coupled receptor **APJ** agonist. Apelin-17(human, bovine) TFA binds to human APJ receptors expressed in HEK 293 cells (**pIC_{50}**=9.02).

KFRRQRPRLSHKGPMPF (TFA salt)

Purity: >98%
Clinical Data: No Development Reported
Size: 1 mg, 5 mg

Apelin-36(human)

Cat. No.: HY-P1064

Apelin-36(human) is an endogenous orphan G protein-coupled receptor **APJ** agonist, with an **EC_{50}** of 20 nM. Apelin-36(human) shows high affinity to human APJ receptors expressed in HEK 293 cells (pIC_{50}=8.61).

LVQPRGSRNGPGPWQGGRRKFRRQRPRLSHKGPMPF

Purity: >98%
Clinical Data: No Development Reported
Size: 1 mg, 5 mg

Apelin-36(human) TFA

Cat. No.: HY-P1064A

Apelin-36(human) TFA is an endogenous orphan G protein-coupled receptor **APJ** agonist, with an **EC_{50}** of 20 nM. Apelin-36(human) TFA shows high affinity to human APJ receptors expressed in HEK 293 cells ($pIC5_{50}$=8.61).

LVQPRGSRNGPGPWQGGRRKFRRQRPRLSHKGPMPF (TFA salt)

Purity: >98%
Clinical Data: No Development Reported
Size: 1 mg, 5 mg

Apelin-36(rat, mouse)

Cat. No.: HY-P1065

Apelin-36(rat, mouse) is an endogenous orphan G protein-coupled receptor **APJ** agonist. Apelin-36(rat, mouse) binds to APJ receptors with an **IC_{50}** of 5.4 nM, and potently inhibits cAMP production with an **EC_{50}** of 0.52 nM.

LVKPRTSRTG PGAWQGGRRK FRRQRPRLSH KGPMPF

Purity: >98%
Clinical Data: No Development Reported
Size: 1 mg, 5 mg

Apelin-36(rat, mouse) TFA

Cat. No.: HY-P1065A

Apelin-36(rat, mouse) TFA is an endogenous orphan G protein-coupled receptor **APJ** agonist. Apelin-36(rat, mouse) TFA binds to APJ receptors with an **IC_{50}** of 5.4 nM, and potently inhibits cAMP production with an **EC_{50}** of 0.52 nM.

LVKPRTSRTG PGAWQGGRRK FRRQRPRLSH KGPMPF (TFA salt)

Purity: >98%
Clinical Data: No Development Reported
Size: 1 mg, 5 mg

APETx2

Cat. No.: HY-P1346

APETx2, a sea anemone peptide from Anthopleura elegantissima, is a selective and reversible **ASIC3** inhibitor, with an IC_{50} of 63 nM. APETx2 directly inhibits the ASIC3 channel by acting at its external side. APETx2 could reverses acidinduced and inflammatory pain.

GTACGCGNSKGIWWFIRPKQFTDRGYTGSCRYFLGTCTTPAD
(Disulfide bridge:Cys4-Cys37;Cys8-Cys30;Cys20-Cys36)

Purity: >98%
Clinical Data: No Development Reported
Size: 1 mg, 5 mg

Aplidine

(Plitidepsin)

Cat. No.: HY-16050

Aplidine (Plitidepsin) is a potent anti-cancer agent by targeting **eEF1A2** (K_D=80nM). Aplidine possesses antiviral activity and is against **SARS-CoV-2** with an IC_{90} of 0.88 nM.

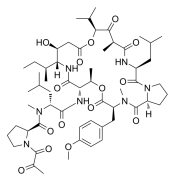

Purity: >98%
Clinical Data: No Development Reported
Size: 1 mg, 5 mg

Apraglutide

(FE 203799)

Cat. No.: HY-P1714

Apraglutide (FE 203799), a synthetic 33-amino-acid peptide and a long-acting GLP-2 analogue, enhances adaptation and linear intestinal growth in a neonatal piglet model of short bowel syndrome with total resection of the ileum.

HGDGSFSDEX FTILDLLAAR DFINWLIQTK ITD-NH_2

Purity: 98.45%
Clinical Data: Phase 2
Size: 5 mg

Apraglutide TFA

(FE 203799 TFA)

Cat. No.: HY-P1714A

Apraglutide TFA (FE 203799 TFA), a synthetic 33-amino-acid peptide and a long-acting GLP-2 analogue, enhances adaptation and linear intestinal growth in a neonatal piglet model of short bowel syndrome with total resection of the ileum.

Purity: 98.18%
Clinical Data: Phase 2
Size: 1 mg, 5 mg, 10 mg

APTSTAT3-9R

Cat. No.: HY-P2282

APTSTAT3-9R, a specific STAT3-binding peptide, inhibits STAT3 activation and downstream signaling by specifically blocking **STAT3** phosphorylation. APTSTAT3-9R exerts antiproliferative effects and antitumor activity.

Purity: >98%
Clinical Data: No Development Reported
Size: 1 mg, 5 mg

Arg-Gly-Asp-Cys

Cat. No.: HY-P0314

Arg-Gly-Asp-Cys is the binding motif of fibronectin to cell adhesion molecules, and can inhibit platelet aggregation and fibrinogen binding.

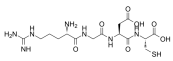

Purity: >98%
Clinical Data: No Development Reported
Size: 10 mM × 1 mL, 5 mg, 10 mg, 25 mg

Arg-Gly-Asp-Cys TFA

Cat. No.: HY-P0314A

Arg-Gly-Asp-Cys TFA is the binding motif of fibronectin to cell adhesion molecules. Arg-Gly-Asp-Cys TFA can inhibit platelet aggregation and fibrinogen binding.

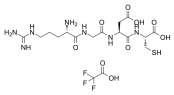

Purity: >98%
Clinical Data: No Development Reported
Size: 5 mg, 10 mg, 25 mg

Arg-Gly-Asp-Ser (TFA)

(RGDS peptide (TFA); Fibronectin tetrapeptide (TFA))

Cat. No.: HY-12290A

Arg-Gly-Asp-Ser (TFA) is an integrin binding sequence that inhibits **integrin receptor** function. Arg-Gly-Asp-Ser (TFA) directly and specifically bind pro-caspase-8, pro-caspase-9 and pro-caspase-3, while it does not bind pro-caspase-1.

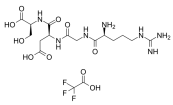

Purity: >98%
Clinical Data:
Size: 1 mg, 5 mg

Arg-Gly-Glu-Ser

Cat. No.: HY-P0309

Arg-Gly-Glu-Ser is a RGD-related peptide and a control for the RGDS ihibitory activity on fibrinogen binding to activated platelets.

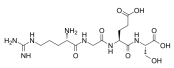

Purity: >98%
Clinical Data: No Development Reported
Size: 1 mg, 5 mg

Arg-Gly-Glu-Ser TFA

Cat. No.: HY-P0309A

Arg-Gly-Glu-Ser TFA is a RGD-related peptide and a control for the RGDS ihibitory activity on fibrinogen binding to activated platelets.

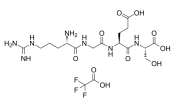

Purity: 98.22%
Clinical Data: No Development Reported
Size: 10 mM × 1 mL, 2 mg, 5 mg, 10 mg, 25 mg, 50 mg

Argifin

Cat. No.: HY-P2274

Argifin is a sub-nanomolar **chitinase** inhibitor produced by soil microorganisms, with $\mathbf{IC_{50}}$s of 0.025 μM, 6.4 μM , 1.1 μM and 4.5 μM for SmChiA (Serratia marcescens chitinaese A), SmChiB, Aspergillus fumigatus chitinase B1 and human chitotriosidase, respectively.

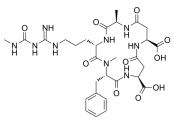

Purity: >98%
Clinical Data: No Development Reported
Size: 1 mg, 5 mg

Argipressin

(Arg8-vasopressin; AVP)

Cat. No.: HY-P0049

Argipressin (Arg8-vasopressin) binds to the **V1, V2, V3-vascular arginine vasopressin receptor**, with a K_d value of 1.31 nM in A7r5 rat aortic smooth muscle cells for V1.

Purity: 99.82%
Clinical Data: Launched
Size: 10 mM × 1 mL, 1 mg, 5 mg, 10 mg, 25 mg, 50 mg

Argireline

(Acetyl hexapeptide-3)

Cat. No.: HY-P0033

Argireline (Acetyl hexapeptide-3) is a non-toxic, skin-permeable, antiwrinkle peptide. Argireline significantly inhibits Ca^{2+} dependent neurotransmitter release (acetylcholine) at the neuromuscular junction. Argireline has antiwrinkle and anti-aging activity.

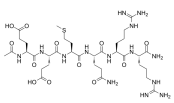

Purity: ≥99.0%
Clinical Data: Phase 3
Size: 5 mg, 10 mg, 50 mg, 100 mg

Argireline acetate

(Acetyl hexapeptide-3 acetate)

Cat. No.: HY-P0033A

Argireline acetate (Acetyl hexapeptide-3 acetate) is a non-toxic, skin-permeable, antiwrinkle peptide. Argireline acetate significantly inhibits Ca^{2+} dependent neurotransmitter release (acetylcholine) at the neuromuscular junction.

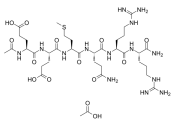

Purity: >98%
Clinical Data: No Development Reported
Size: 1 mg, 5 mg

Asp-Asp-Asp-Asp-Asp

Cat. No.: HY-P0321

Asp-Asp-Asp-Asp-Asp is a peptide consists of 5 Asp.

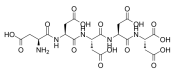

Purity: >98%
Clinical Data: No Development Reported
Size: 1 mg, 5 mg, 10 mg

Aspartame

(SC-18862)

Cat. No.: HY-B0361

Aspartame (SC-18862) is a methyl ester of a dipeptide. Aspartame can be used as a synthetic nonnutritive sweetener. Aspartame is composed of phenylalanine (50%), aspartic acid (40%) and methanol (10%).

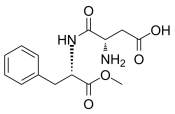

Purity: 99.88%
Clinical Data: Launched
Size: 10 mM × 1 mL, 500 mg, 1 g, 5 g

Astressin

Cat. No.: HY-P0257

Astressin is a potent corticotropin releasing factor (**CRF**) antagonist.

(d-PHE)HLLREVLEARAEQLAQEAHKNRKLEII-NH_2

Purity: 96.91%
Clinical Data: No Development Reported
Size: 500 µg, 1 mg, 5 mg

ATI-2341

Cat. No.: HY-P0172

ATI-2341 is a potent and functionally selective allosteric agonist of C-X-C chemokine receptor type 4 **(CXCR4)**, which functions as a biased ligand, favoring Gαi activation over Gα13.

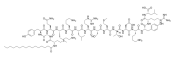

Purity: >98%
Clinical Data: No Development Reported
Size: 1 mg, 5 mg

ATI-2341 TFA

Cat. No.: HY-P0172A

ATI-2341 is a potent and functionally selective allosteric agonist of **C-X-C chemokine receptor type 4 (CXCR4)**, which functions as a biased ligand, favoring Gαi activation over Gα13.

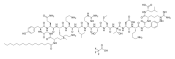

Purity: 98.11%
Clinical Data: No Development Reported
Size: 1 mg, 5 mg, 10 mg

Atosiban acetate

(RW22164 acetate; RWJ22164 acetate)

Cat. No.: HY-17572A

Atosiban acetate (RW22164 acetate;RWJ22164 acetate) is a nonapeptide competitive **vasopressin/oxytocin receptor** antagonist, and is a desamino-oxytocin analogue. Atosiban is the main tocolytic agent and has the potential for spontaneous preterm labor research.

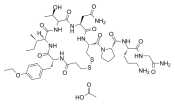

Purity: 99.92%
Clinical Data: Launched
Size: 10 mM × 1 mL, 5 mg, 10 mg, 50 mg

AtPep3

Cat. No.: HY-P2194

AtPep3 is a hormone-like peptide. AtPep3 can enhance salinity tolerance of plants and inhibits the salt-induced bleaching of chlorophyll in seedlings.

EIKARGKNKTKPTPSSGKGGKHN

Purity: >98%
Clinical Data: No Development Reported
Size: 1 mg, 5 mg

AtPep3 TFA

Cat. No.: HY-P2194A

AtPep3 TFA is a hormone-like peptide. AtPep3 TFA can enhance salinity tolerance of plants and inhibits the salt-induced bleaching of chlorophyll in seedlings.

EIKARGKNKTKPTPSSGKGGKHN (TFA salt)

Purity: >98%
Clinical Data: No Development Reported
Size: 1 mg, 5 mg

Atrial natriuretic factor (1-28) (human, porcine)

(Atrial natriuretic peptide (1-28))

Cat. No.: HY-P2281

Atrial natriuretic factor (1-28) (human, porcine) is a potent suppressor of pro-opiomelanocortin **(POMC) mRNA** but a weak inhibitor of βEP-LI release.

SLRRSSCFGGRMDRIGAQSGLGCNSFRY

Purity: >98%
Clinical Data: No Development Reported
Size: 1 mg, 5 mg

Atrial Natriuretic Peptide (1-28), human, porcine, Biotin-labeled

Cat. No.: HY-P2491

Atrial Natriuretic Peptide (1-28), human, porcine, Biotin-labeled, one of three mammalian natriuretic peptides (NPs), has endocrine effects on fluid homeostasis and blood pressure. Atrial Natriuretic Peptide has the potential for cardiovascular diseases research.

Biotin-SLRRSSCFGGRMDRIGAQSGLGCNSFRY (Disulfide bridge: Cys_7-Cys_{23})

Purity: >98%
Clinical Data: No Development Reported
Size: 1 mg, 5 mg

Atrial Natriuretic Peptide (ANP) (1-28), human, porcine Acetate

Cat. No.: HY-P1235A

Atrial Natriuretic Peptide (ANP) (1-28), human, porcine Acetate is a 28-amino acid hormone, that is normally produced and secreted by the human heart in response to cardiac injury and mechanical stretch. ANP (1-28) inhibits **endothelin-1** secretion in a dose-dependent way.

SLRRSSCFGGRMDRIGAQSGLGCNSFRY (Disulfide bridge: Cys_7-Cys_{23})

Purity: 96.81%
Clinical Data: Launched
Size: 500 μg, 1 mg, 5 mg

Atrial Natriuretic Peptide (ANP) (1-28), rat

(Atrial natriuretic factor (1-28) (rat))

Cat. No.: HY-P1236

Atrial Natriuretic Peptide (ANP) (1-28), rat is a major circulating form of ANP in rats, potently inhibits Angiotensin Ⅱ (Ang Ⅱ)-stimulated **endothelin-1** secretion in a concentration-dependent manner.

SLRRSSCFGGRIDRIGAQSGLGCNSFRY (Disulfide bridge: Cys7-Cys23)

Purity: 95.52%
Clinical Data: No Development Reported
Size: 500 μg, 1 mg, 5 mg

Atrial Natriuretic Peptide (ANP) (1-28), rat TFA

(Atrial natriuretic factor (1-28) (rat) TFA)

Cat. No.: HY-P1236A

Atrial Natriuretic Peptide (ANP) (1-28), rat (TFA) is a major circulating form of ANP in rats, potently inhibits Angiotensin Ⅱ (Ang Ⅱ)-stimulated **endothelin-1** secretion in a concentration-dependent manner.

SLRRSSCFGGRIDRIGAQSGLGCNSFRY (Disulfide bridge: Cys7-Cys23) (TFA salt)

Purity: 98.74%
Clinical Data: No Development Reported
Size: 500 μg, 1 mg, 5 mg

AUNP-12

(NP-12)

Cat. No.: HY-P1812

AUNP-12 (NP-12) is a peptide antagonist of the **PD-1 signaling pathway**, displays equipotent antagonism toward PD-L1 and PD-L2 in rescue of lymphocyte proliferation and effector functions.

SNTSESF-NH
SNTSESFKFRVTQLAPKAQIKE-NH_2

Purity: >98%
Clinical Data: No Development Reported
Size: 1 mg, 5 mg

AUNP-12 TFA

(NP-12 TFA)

Cat. No.: HY-P1812A

AUNP-12 TFA (NP-12 TFA) is a peptide antagonist of the **PD-1 signaling pathway**, displays equipotent antagonism toward PD-L1 and PD-L2 in rescue of lymphocyte proliferation and effector functions.

SNTSESF-NH
SNTSESFKFRVTQLAPKAQIKE-NH_2 (TFA salt)

Purity: ≥96.0%
Clinical Data: No Development Reported
Size: 1 mg, 5 mg, 10 mg

Aureobasidin A

(Basifungin)

Cat. No.: HY-P1975

Aureobasidin A (Basifungin), a cyclic depsipetide, is an antifungal antibiotic. Aureobasidin A (Basifungin) A is an inhibitor of the inositolphosphorylceramide synthase **AUR1**.

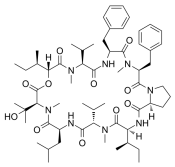

Purity: >98%
Clinical Data: No Development Reported
Size: 1 mg, 5 mg

Autocamtide 2

(Autocamtide Ⅱ)

Cat. No.: HY-P0225

Autocamtide 2 is a highly selective peptide substrate of calcium/calmodulin-dependent protein kinase Ⅱ (**CaMKII**). It can be used in the CaMKII activity assay.

KKALRRQETVDAL

Purity: 98.17%
Clinical Data: No Development Reported
Size: 1 mg, 5 mg

Autocamtide 2, amide

Cat. No.: HY-P1528

Autocamtide 2, amide is a substrate (100 μM final concentration) for **CaMK** family assays.

KKALRRQETVDAL-NH_2

Purity: >98%
Clinical Data: No Development Reported
Size: 1 mg, 5 mg, 10 mg

Autocamtide-2-related inhibitory peptide

Cat. No.: HY-P0214

Autocamtide-2-related inhibitory peptide is a highly specific and potent inhibitor of **CaMKII** with an **IC_{50}** of 40 nM.

KKALRRQEAVDAL

Purity: >98%
Clinical Data: No Development Reported
Size: 1 mg, 5 mg

Autocamtide-2-related inhibitory peptide TFA

Cat. No.: HY-P0214A

Autocamtide-2-related inhibitory peptide (TFA) is a highly specific and potent inhibitor of **CaMKII** with an **IC_{50}** of 40 nM.

KKALRRQEAVDAL (TFA salt)

Purity: 95.85%
Clinical Data: No Development Reported
Size: 1 mg, 5 mg

Autocamtide-2-related inhibitory peptide, myristoylated

Cat. No.: HY-P0215

Autocamtide-2-related inhibitory peptide, myristoylated is the myristoylated Autocamtide-2-related inhibitory peptide. Autocamtide-2-related inhibitory peptide is a highly specific and potent inhibitor of **CaMKII** with an **IC_{50}** of 40 nM.

{Lys(Myr)}-KALRRQEAVDAL

Purity: >98%
Clinical Data: No Development Reported
Size: 1 mg, 5 mg

Autocamtide-2-related inhibitory peptide, myristoylated TFA

Cat. No.: HY-P0215A

Autocamtide-2-related inhibitory peptide, myristoylated TFA is the myristoylated Autocamtide-2-related inhibitory peptide. Autocamtide-2-related inhibitory peptide is a highly specific and potent inhibitor of **CaMKII** with an **IC_{50}** of 40 nM.

{Lys(Myr)}-KALRRQEAVDAL (TFA salt)

Purity: >98%
Clinical Data: No Development Reported
Size: 1 mg, 5 mg

Aviptadil (Vasoactive Intestinal Peptide (human, rat, mouse, rabbit, canine, porcine))

Cat. No.: HY-P0012

Aviptadil is an analog **vasoactive intestinal polypeptide (VIP)** with potent **vasodilatory** effects. Aviptadil induces pulmonary vasodilation and inhibits vascular SMCs proliferation, platelet aggregation.

HSDAVFTDNYTRLRKQMAVKKYLNSILN-NH_2

Purity: 97.18%
Clinical Data: Launched
Size: 1 mg, 5 mg, 10 mg, 50 mg

Aviptadil acetate (Vasoactive Intestinal Peptide acetate salt (human, rat, mouse, rabbit, canine, porcine))

Cat. No.: HY-P0012A

Aviptadil acetate is an analog **vasoactive intestinal polypeptide (VIP)** with potent **vasodilatory** effects. Aviptadil acetate induces pulmonary vasodilation and inhibits vascular SMCs proliferation, platelet aggregation.

HSDAVFTDNYTRLRKQMAVKKYLNSILN-NH_2 (acetate salt)

Purity: 99.09%
Clinical Data: Launched
Size: 5 mg, 10 mg

Axltide

Cat. No.: HY-P1790

Axltide is based on the mouse Insulin receptor substrate 1 (amino acid 979-989). Axltide is a substrate for Axl, DDR2, Mst1, and JAK2 kinases.

KKSRGDYMTMQIG

Purity: >98%
Clinical Data: No Development Reported
Size: 1 mg, 5 mg

AZP-531

Cat. No.: HY-P0231

AZP-531 is an analogue of unacylated ghrelin designed to improve glycaemic control and reduce weight.

Cyclo (RVQSPEHQ)

Purity: >98%
Clinical Data: Phase 1
Size: 1 mg, 5 mg, 10 mg

BA 1

Cat. No.: HY-P1423

BA 1 is a potent agonist for the **bombesin** (BB) family of receptors. BA 1 binds with high affinity to Bombesin receptor subtype-3 (**BRS3**), gastrin releasing peptide receptor (**GRPR**), neuromedin B receptor (**NMBR**) with **IC_{50}**s of 6, 0.4, 2.5 nM.

YQWAV{Bal}HF{Nle}-NH_2

Purity: >98%
Clinical Data: No Development Reported
Size: 1 mg, 5 mg

BA 1 TFA

Cat. No.: HY-P1423A

BA 1 TFA is a potent agonist for the **bombesin** (BB) family of receptors. BA1 binds with high affinity to Bombesin receptor subtype-3 (**BRS3**), gastrin releasing peptide receptor (**GRPR**), neuromedin B receptor (**NMBR**) with **IC_{50}**s of 6, 0.4, 2.5 nM.

YQWAV{Bal}HF{Nle}-NH_2 (TFA salt)

Purity: 99.65%
Clinical Data: No Development Reported
Size: 5 mg

Bac2A TFA

Cat. No.: HY-P2318

Bac2A TFA is an **antimicrobial** and immunomodulatory peptide. Bac2A TFA is a linear variant of bactenecin and is very effective against fungal pathogens.

RLARIVVIRVAR-NH_2 (TFA salt)

Purity: >98%
Clinical Data: No Development Reported
Size: 1 mg, 5 mg

Bactenecin TFA
(Bactenecin, bovine TFA)

Cat. No.: HY-P1508A

Bactenecin TFA (Bactenecin, bovine TFA) is a potent 12-aa looped antimicrobial peptide isolated from bovine neutrophils. Bactenecin TFA inhibits the growth of **bacteria** and **yeast**, and kills the **fungus Trichophyton rubrum**.

RLCRIVVIRVCR (Disulfide bridge: Cys_5-Cys_{11}) (TFA salt)

Purity: >98%
Clinical Data: No Development Reported
Size: 1 mg, 5 mg

Bacterial Sortase Substrate III, Abz/DNP

Cat. No.: HY-P1883

Bacterial Sortase Substrate III, Abz/DNP is an internally quenched fluorescent peptide substrate.

Abz-LPETG-K(Dnp)-NH_2

Purity: >98%
Clinical Data: No Development Reported
Size: 1 mg, 5 mg

Bacterial Sortase Substrate III, Abz/DNP TFA

Cat. No.: HY-P1883A

Bacterial Sortase Substrate III, Abz/DNP TFA is an internally quenched fluorescent peptide substrate.

Abz-LPETG-K(Dnp)-NH_2 (TFA salt)

Purity: 98.19%
Clinical Data: No Development Reported
Size: 1 mg, 5 mg

BAD (103-127) (human)

Cat. No.: HY-P2468

BAD (103-127) (human), the 25-mer Bad peptide, is derived from the BH3 domain of BAD, can antagonize the function of **Bcl-xL**. BAD (103-127) (human) is reported to have almost 800-fold higher affinity for Bcl-XL than the 16-mer peptide.

NLWAAQRYGRELRRMSDEFVDSFKK

Purity: >98%
Clinical Data: No Development Reported
Size: 1 mg, 5 mg

BAD (103-127) (human), FAM-labeled

Cat. No.: HY-P2499

BAD (103-127) (human), FAM-labeled is a FAM-labeled human BAD (103-127) (HY-P2468). BAD (103-127) (human), the 25-mer Bad peptide, is derived from the BH3 domain of BAD, can antagonize the function of Bcl-xL.

FAM-NLWAAQRYGRELRRMSDEFVDSFKK

Purity: >98%
Clinical Data: No Development Reported
Size: 1 mg, 5 mg

Bak BH3

Cat. No.: HY-P0300

Bak BH3 is derived from the BH3 domain of Bak, can antagonize the function of **Bcl-xL** in cells.

GQVGRQLAIIGDDINR

Purity: >98%
Clinical Data: No Development Reported
Size: 1 mg, 5 mg, 10 mg

Balixafortide
(POL6326)

Cat. No.: HY-P1682

Balixafortide (POL6326) is a potent, selective, well-tolerated peptidic **CXCR4** antagonist with an IC_{50} < 10 nM. Balixafortide shows 1000-fold selective for **CXCR4** than a large panel of receptors including CXCR7.

Cyclo(ACSAP-(Dab)-RYCYQKPPYH)(Disulfide bridge: Cys2-Cys9)

Purity: >98%
Clinical Data: No Development Reported
Size: 1 mg, 5 mg

Balixafortide TFA
(POL6326 TFA)

Cat. No.: HY-P1682A

Balixafortide TFA (POL6326 TFA) is a potent, selective, well-tolerated peptidic **CXCR4** antagonist with an IC_{50} < 10 nM. Balixafortide TFA shows 1000-fold selective for **CXCR4** than a large panel of receptors including CXCR7.

Cyclo(ACSAP-(Dab)-RYCYQKPPYH)(Disulfide bridge: Cys2-Cys9) (TFA salt)

Purity: 98.19%
Clinical Data: Phase 3
Size: 5 mg, 25 mg, 50 mg

BAM(8-22)

Cat. No.: HY-P1241

BAM(8-22), a proteolytically cleaved product of proenkephalin A, is a potent activator of Mas-related G-protein-coupled receptors (Mrgprs), MrgprC11 and hMrgprX1, and induces scratching in mice in an Mrgpr-dependent manner.

VGRPEWWMDYQKRYG

Purity: >98%
Clinical Data: No Development Reported
Size: 1 mg, 5 mg

BAM(8-22) TFA

Cat. No.: HY-P1241A

BAM(8-22) TFA, a proteolytically cleaved product of proenkephalin A, is a potent activator of Mas-related G-protein-coupled receptors (Mrgprs), MrgprC11 and hMrgprX1, and induces scratching in mice in an Mrgpr-dependent manner.

VGRPEWWMDYQKRYG (TFA salt)

Purity: >98%
Clinical Data: No Development Reported
Size: 1 mg, 5 mg

BAM-22P
(Bovine adrenal medulla-22P)

Cat. No.: HY-P1331

BAM-22P, a highly potent opioid peptide, is a potent **opioid** agonist.

YGGFMRRVGRPEWWMDYQKRYG

Purity: >98%
Clinical Data: No Development Reported
Size: 500 µg, 1 mg, 5 mg

Bax BH3 peptide (55-74), wild type

Cat. No.: HY-P2466

Bax BH3 peptide (55-74), wild type is a 20-amino acid Bax BH3 peptide (Bax 1) capable of inducing apoptosis in a variety of cell line models.

STKKLSECLKRIGDELDSNM

Purity: >98%
Clinical Data: No Development Reported
Size: 1 mg, 5 mg

Bay 55-9837

Cat. No.: HY-P1160

Bay 55-9837 is a potent and highly selective agonist of **VPAC2**, with a K_d of 0.65 nM. Bay 55-9837 may be a useful therapy for the research of type 2 diabetes.

HSDAVFTDNYTRLRKQVAAKKYLQSIKNKRY-NH_2

Purity: >98%
Clinical Data: No Development Reported
Size: 1 mg, 5 mg

Bay 55-9837 TFA

Cat. No.: HY-P1160A

Bay 55-9837 TFA is a potent and highly selective agonist of **VPAC2**, with a K_d of 0.65 nM. Bay 55-9837 TFA may be a useful therapy for the research of type 2 diabetes.

HSDAVFTDNYTRLRKQVAAKKYLQSIKNKRY-NH_2 (TFA salt)

Purity: >98%
Clinical Data: No Development Reported
Size: 1 mg, 5 mg

BCMA72-80

Cat. No.: HY-P1700

BCMA72-80 is a HLA-A2-specific B-cell maturation antigen (BCMA) peptide, with great affinity to HLA-A2, used in the research of multiple myeloma or other B-cell maturation antigen expressing tumors.

YLMFLLRKI

Purity: >98%
Clinical Data: No Development Reported
Size: 1 mg, 5 mg

BDC2.5 mimotope 1040-31

Cat. No.: HY-P1822

BDC2.5 mimotope 1040-31, a BDC2.5 TCR reactive peptide, is a strong agonistic peptide for diabetogenic T cell clone BDC2.5, and the 1040-31 peptide is specific for BDC 2.5 TCR Tg^+ T cells.

YVRPLWVRME

Purity: >98%
Clinical Data: No Development Reported
Size: 1 mg, 5 mg

BDC2.5 mimotope 1040-31 TFA

Cat. No.: HY-P1822A

BDC2.5 mimotope 1040-31 TFA, a BDC2.5 TCR reactive peptide, is a strong agonistic peptide for diabetogenic T cell clone BDC2.5, and the 1040-31 peptide is specific for BDC 2.5 TCR Tg^+ T cells.

YVRPLWVRME (TFA salt)

Purity: >98%
Clinical Data: No Development Reported
Size: 1 mg, 5 mg

BDC2.5 mimotope 1040-51

Cat. No.: HY-P1910

BDC2.5 mimotope 1040-51 is a mimotope peptide for diabetogenic T cell clone BDC2.5. isolated from non-obese diabetic mice.

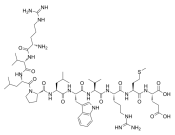

Purity: >98%
Clinical Data: No Development Reported
Size: 1 mg, 5 mg

BeKm-1

Cat. No.: HY-P1440

BeKm-1 is a HERG (human ether-a-go-go-related gene) blocking compound. BeKm-1 can be used for the research of heart disease.

RPTDIKCSESYQCFPVCKSRFGKTNGRCVNGFCDCF (Disulfide bridge: Cys_{11}-Cys_{35}, Cys_{15}-Cys_{37}, Cys_{25}-Cys_{40})

Purity: >98%
Clinical Data: No Development Reported
Size: 1 mg, 5 mg

BeKm-1 TFA

Cat. No.: HY-P1440A

BeKm-1 TFA is a potent and selective KV11.1 (hERG) channel blocker. BeKm-1 TFA is selective for KV11.1 over a panel of 14 other potassium channels. BeKm-1 TFA dose-dependently prolongs QTc interval in isolated rabbit heart.

RPTDIKCSESYQCFPVCKSRFGKTNGRCVNGFCDCF (Disulfide bridge: Cys_{11}-Cys_{35}, Cys_{15}-Cys_{37}, Cys_{25}-Cys_{40}) (TFA salt)

Purity: >98%
Clinical Data: No Development Reported
Size: 1 mg, 5 mg

Bentiromide

Cat. No.: HY-B1493

Bentiromide is a peptide that is broken down in the pancreas by chymotrypsin. The bentiromide test is an excellent means of confirming the diagnosis of pancreatic exocrine insufficiency by outpatient test of chymotrypsin function.

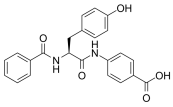

Purity: 99.74%
Clinical Data: Launched
Size: 10 mM × 1 mL, 5 mg, 10 mg, 50 mg, 100 mg

Beta-defensin 1, pig

Cat. No.: HY-P2290

Beta-defensin 1, pig is an antimicrobial peptide found primarily in tongue mucosa of pig.

MRALCLLLLTVCLLSSQLAAGNLLTGLGGRDHYICARIGGTDWSFQCPLFNREETCYIIGSKAICGR

Purity: >98%
Clinical Data: No Development Reported
Size: 1 mg, 5 mg

Beta-defensin 1, pig TFA

Cat. No.: HY-P2290A

Beta-defensin 1, pig TFA is an antimicrobial peptide found primarily in tongue mucosa of pig.

MRALCLLLLTVCLLSSQLAAGNLLTGLGGRDHYICARIGGTDWSFQCPLFNREETCYIIGSKAICGR (TFA salt)

Purity: >98%
Clinical Data: No Development Reported
Size: 1 mg, 5 mg

Beta-defensin 103 isoform X1, pig

Cat. No.: HY-P2291

Beta-defensin 103 isoform X1, pig is an antimicrobial peptide found in different living organisms, involved in the first line of defense in their innate immune response against pathogens.

MRHFLLFALLFLFLMPLPDNGRDRTLQRYYQKRRGRCAVLQCLPKEEQIGSCSVSGRRCCRRRK

Purity: >98%
Clinical Data: No Development Reported
Size: 1 mg, 5 mg

Beta-defensin 103 isoform X1, pig TFA

Cat. No.: HY-P2291A

Beta-defensin 103 isoform X1, pig TFA is an antimicrobial peptide found in different living organisms, involved in the first line of defense in their innate immune response against pathogens.

MRHFLLFALLFLFLMPLPDNGRDRTLQRYYQKRRGRCAVLQCLPKEEQIGSCSVSGRRCCRRRK (TFA salt)

Purity: >98%
Clinical Data: No Development Reported
Size: 1 mg, 5 mg

BH3 hydrochloride

Cat. No.: HY-P2343

BH3 hydrochloride, a BBB penetrated peptide, provoke apoptosis either by direct activation of pro-apoptotic Bax/Bak or by neutralizing anti-apoptotic Bcl-2 proteins (Bcl-2, Bcl-XL, Bcl-w, Mcl-1 and A-1) via their BH3 domian.

IWIAQELRRIGDEFNAYYARR (HCl salt)

Purity: >98%
Clinical Data: No Development Reported
Size: 1 mg, 5 mg

Big Endothelin-1 (1-38), human

Cat. No.: HY-P2538

Big Endothelin-1 (1-38), human is the precursor of endothelin-1. Endothelin-1 (ET-1) is a potent vasopressor peptide.

CSCSSLMDKECVYFCHLDIIWVNTPEHVVPYGLGSPRS
(Disulfide bridge: Cys1-Cys15; Cys3-Cys11)

Purity: >98%
Clinical Data: No Development Reported
Size: 1 mg

Big Endothelin-1 (1-39), porcine

Cat. No.: HY-P2539

Big Endothelin-1 (1-39), porcine is the precursor of endothelin-1. Endothelin-1 (ET-1) is a potent vasopressor peptide. Big Endothelin-1 (1-39), porcine has similar pressor effects in vivo.

CSCSSLMDKECVYFCHLDIIWVNTPEHVVPYGLGSPRS
(Disulfide bridge: Cys1-Cys15; Cys3-Cys11)

Purity: >98%
Clinical Data: No Development Reported
Size: 1 mg, 5 mg

BigLEN(mouse)

Cat. No.: HY-P2210

BigLEN(mouse) is a potent and selective agonist of **orphan G protein-coupled receptor 171 (GPR171)**, with a K_d of 0.5 nM. BigLEN(mouse) can be used to regulate responses associated with food intake and metabolism.

LENPSPQAPARRLLPP

Purity: >98%
Clinical Data: No Development Reported
Size: 1 mg, 5 mg

BigLEN(mouse) TFA

Cat. No.: HY-P2210A

BigLEN(mouse) TFA is a GPR171 agonist. BigLEN(mouse) TFA is a proSAAS-derived neuropeptide. BigLEN(mouse) TFA regulates food intake in mice.

LENPSPQAPARRLLPP (TFA salt)

Purity: >98%
Clinical Data: No Development Reported
Size: 1 mg, 5 mg

BigLEN(rat)

Cat. No.: HY-P2155

BigLEN(rat) is a potent **GPR171** agonist with an **EC_{50}** of 1.6 nM.

LENSSPQAPARRLLPP

Purity: >98%
Clinical Data: No Development Reported
Size: 1 mg, 5 mg

BigLEN(rat) TFA

Cat. No.: HY-P2155A

BigLEN(rat) is a potent **GPR171** agonist with an **EC_{50}** of 1.6 nM.

LENSSPQAPARRLLPP (TFA salt)

Purity: >98%
Clinical Data: No Development Reported
Size: 1 mg, 5 mg

Bim BH3, Peptide IV

Cat. No.: HY-P1889

Bim BH3, Peptide IV is a 26-residue peptide from BH3-only protein Bim, which belongs to the pro-apoptotic group of the Bcl-2 family of proteins.

DMRPEIWIAQELRRIGDEFNAYYARR

Purity: >98%
Clinical Data: No Development Reported
Size: 1 mg, 5 mg

Bim BH3, Peptide IV TFA

Cat. No.: HY-P1889A

Bim BH3, Peptide IV TFA is a 26-residue peptide from BH3-only protein Bim, which belongs to the pro-apoptotic group of the Bcl-2 family of proteins.

DMRPEIWIAQELRRIGDEFNAYYARR (TFA salt)

Purity: >98%
Clinical Data: No Development Reported
Size: 1 mg, 5 mg

BIM-23056

Cat. No.: HY-P1203

BIM 23056, a linear octapeptide, is a potent **sst3** and **sst5** somatostatin receptor antagonist with **K_i** values of 10.8, 5.7, respectively.

FFYWKVF-{D-2-Nal}-NH_2

Purity: >98%
Clinical Data: No Development Reported
Size: 1 mg, 5 mg

BIM-23056 TFA

Cat. No.: HY-P1203A

BIM 23056 TFA, a linear octapeptide, is a potent **sst3** and **sst5** somatostatin receptor antagonist with **K_i** values of 10.8, 5.7, respectively.

FFYWKVF-{D-2-Nal}-NH_2 (TFA salt)

Purity: >98%
Clinical Data: No Development Reported
Size: 1 mg, 5 mg

BIM-23190

Cat. No.: HY-P3124

BIM-23190, a **somatostatin** analog, a selective **SSTR2** and **SSTR5** agonist, exhibits **K_i** values of 0.34 nM and 11.1 nM for SSTR2 and SSTR5, respectively. BIM-23190 can be used in the study for cancer and acromegaly.

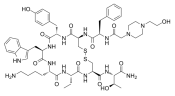

Purity: >98%
Clinical Data: No Development Reported
Size: 1 mg, 5 mg

BIM-23190 hydrochloride

Cat. No.: HY-P3124A

BIM-23190 hydrochloride, a **somatostatin** analog, a selective **SSRT2** and **SSRT5** agonist, exhibits **K_i** values of 0.34 nM and 11.1 nM for SSTR2 and SSTR5, respectively. BIM-23190 can be used in the study for cancer and acromegaly.

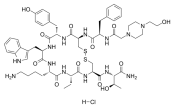

Purity: 98.62%
Clinical Data: No Development Reported
Size: 5 mg, 10 mg

BIO-11006 acetate

Cat. No.: HY-106377A

BIO-11006 acetate, an analog of the MANS peptide, is a **MARCKS** (myristoylated alanine-rich C kinase substrate) inhibitor.

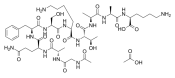

Purity: 97.22%
Clinical Data: Phase 2
Size: 10 mM × 1 mL, 5 mg, 10 mg, 50 mg, 100 mg

Biotin-Substance P

Cat. No.: HY-P2546

Biotin-Substance P is the biotin tagged Substance P. Substance P (Neurokinin P) is a neuropeptide, acting as a neurotransmitter and as a neuromodulator in the CNS. The endogenous receptor for substance P is **neurokinin 1 receptor (NK1-receptor, NK1R)**.

Biotin-RPKPQQFFGLM-NH_2

Purity: >98%
Clinical Data: No Development Reported
Size: 1 mg, 5 mg

Biotin-TAT (47-57)

Cat. No.: HY-P2467

Biotin-TAT (47-57), a biotin tagged TAT, is a transactivator of transcription. Biotin-TAT (47-57) is one of the most widely used protein transduction domains (PTDs) into different primary cells is ATP- and temperature-dependent, indicating the involvement of endocytosis.

{Biotin}-YGRKKRRQRRR

Purity: >98%
Clinical Data: No Development Reported
Size: 1 mg, 5 mg

Biotin-β-Amyloid (1-40)

Cat. No.: HY-P2549

Biotin-β-Amyloid (1-40) is a N-terminal-labelled biotinylated amyloid-ß-(1-40) peptide.

Biotin-DAEFRHDSGYEVHHQKLVFFAEDVGSNKGAIGLMVGGVV

Purity: >98%
Clinical Data: No Development Reported
Size: 1 mg, 5 mg

Biotin-β-Amyloid (17-40)

Cat. No.: HY-P2551

Biotin-β-Amyloid (17-40) is a N-terminal-labelled biotinylated amyloid-ß-(1-40) peptide. β-Amyloid (17-40) is a 24-residue fragment of the Aβ protein via post-translational processing of amyloid precursor protein (APP).

Biotin-LVFFAEDVGSNKGAIIGLMVGGVV

Purity: >98%
Clinical Data: No Development Reported
Size: 1 mg, 5 mg

Bivalirudin

Cat. No.: HY-P1929

Bivalirudin, a peptide anticoagulant, is a direct **thrombin** inhibitor for anticoagulation in the setting of invasive cardiology, particularly percutaneous coronary intervention.

{d-Phe}-PRPGGGGNGDFEEIPEEYL

Purity: >98%
Clinical Data: Launched
Size: 1 mg, 5 mg

Bivalirudin TFA

Cat. No.: HY-15664

Bivalirudin TFA is a synthetic 20 residue peptide which reversibly inhibits thrombin.

{d-Phe}-PRPGGGGNGDFEEIPEEYL (TFA salt)

Purity: 99.76%
Clinical Data: Launched
Size: 10 mg, 50 mg, 100 mg

BMf-BH3

Cat. No.: HY-P1733

BMf-BH3 belongs to the Bcl-2 apoptosis mediator family. BH3-only protein, Bmf is a key molecule for histone deacetylase (HDAC) inhibitors mediated enhancing effect on ionizing radiation-induced cell death.

LQHRAEVQIARKLQCIADQFHRLHT

Purity: >98%
Clinical Data: No Development Reported
Size: 1 mg, 5 mg

BMSpep-57

Cat. No.: HY-P3143

BMSpep-57 is a potent and competitive macrocyclic peptide inhibitor of **PD-1/PD-L1 interaction** with an **IC_{50}** of 7.68nM. BMSpep-57 binds to PD-L1 with **K_d**s of 19 nM and 19.88 nM in MST and SPR assays, respectively.

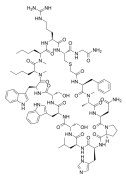

Purity: >98%
Clinical Data: No Development Reported
Size: 1 mg, 5 mg

BMSpep-57 hydrochloride

Cat. No.: HY-P3143A

BMSpep-57 hydrochloride is a potent and competitive macrocyclic peptide inhibitor of **PD-1/PD-L1 interaction** with an **IC_{50}** of 7.68nM. BMSpep-57 hydrochloride binds to PD-L1 with **K_d**s of 19 nM and 19.88 nM in MST and SPR assays, respectively.

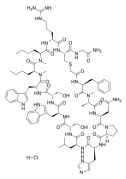

Purity: 99.79%
Clinical Data: No Development Reported
Size: 1 mg

Boc-Gly-Gly-Phe-Gly-OH

Cat. No.: HY-P1449

Boc-Gly-Gly-Phe-Gly-OH, a self-assembly of N- and C-protected tetrapeptide, is a protease cleavable linker used for the antibody-drug conjugate **(ADC)**.

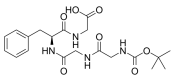

Purity: 99.10%
Clinical Data: No Development Reported
Size: 10 mg

Boc-Gly-Gly-Phe-Gly-OH TFA

Cat. No.: HY-P1449A

Boc-Gly-Gly-Phe-Gly-OH TFA, a self-assembly of N- and C-protected tetrapeptide, is a protease cleavable linker used for the antibody-drug conjugate **(ADC)**.

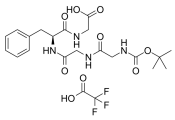

Purity: 98.27%
Clinical Data: No Development Reported
Size: 10 mg

Boc-Ile-Glu-Gly-Arg-AMC
(IEGR-AMC)

Cat. No.: HY-P2008

Boc-Ile-Glu-Gly-Arg-AMC (IEGR-AMC) is an activated factor X (FXa) specific fluorogenic peptide substrate used for Factor VIII determination.

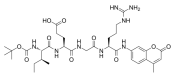

Purity: >98%
Clinical Data: No Development Reported
Size: 1 mg, 5 mg

Boc-Leu-Gly-Arg-AMC

Cat. No.: HY-P2237

Boc-Leu-Gly-Arg-AMC is a fluorogenic AMC substrate for the convertases. Boc-Leu-Gly-Arg-AMC can be used in enzymatic assays.

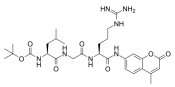

Purity: 99.64%
Clinical Data: No Development Reported
Size: 10 mM × 1 mL, 10 mg, 50 mg, 100 mg

Bombesin

Cat. No.: HY-P0195

Bombesin, a tetradecapeptide, plays an important role in the release of gastrin and the activation of G-protein receptors.

{Glp}-RLGNQWAVGHLM-NH_2

Purity: 99.76%
Clinical Data: No Development Reported
Size: 1 mg, 5 mg, 10 mg, 25 mg

Bombinin-Like Peptide (BLP-1)

Cat. No.: HY-P1546

Bombinin-Like Peptide (BLP-1) is an **antimicrobial** peptide from Bombina species.

GIGASILSAGKSALKGLAKGLAEHFAN-NH_2

Purity: >98%
Clinical Data: No Development Reported
Size: 1 mg, 5 mg, 10 mg

BPC 157

Cat. No.: HY-105174

BPC 157 is a stable gastric pentadecapeptide and a partial sequence of the human gastric juice protein BPC. BPC 157 is an anti-ulcer peptidergic agent with no reported toxicity. BPC 157 links inflammatory bowel disease and multiple sclerosis.

GEPPPGKPADDAGLV

Purity: 99.74%
Clinical Data: No Development Reported
Size: 5 mg, 10 mg, 25 mg, 50 mg, 100 mg

BQ-3020 TFA

Cat. No.: HY-P1016A

BQ-3020 (TFA) is a selective agonist of **ET_B receptor**, inhibits [^{125}I]ET-1 binding to ET_B receptor with an **IC_{50}** of 0.2 nM in cerebellum, and causes vasoconstriction.

N-Acetyl-LMDKEAVYFAHLDIIW (TFA salt)

Purity: 95.52%
Clinical Data: No Development Reported
Size: 5 mg, 10 mg

Bradykinin

Cat. No.: HY-P0206

Bradykinin is an active peptide that is generated by the kallikrein-kinin system. It is a inflammatory mediator and also recognized as a neuromediator and regulator of several vascular and renal functions.

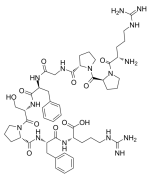

Purity: 99.92%
Clinical Data: Phase 4
Size: 5 mg, 10 mg, 25 mg, 50 mg, 100 mg

Bradykinin (1-3)

Cat. No.: HY-P1497

Bradykinin (1-3) is a 3-amino acid residue peptide. Bradykinin (1-3) is an amino-truncated Bradykinin peptide, cleaved by Prolyl endopeptidase.

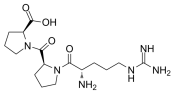

Purity: >98%
Clinical Data: No Development Reported
Size: 5 mg, 10 mg, 25 mg

Bradykinin (1-5)

Cat. No.: HY-P1488

Bradykinin (1-5) is a major stable metabolite of Bradykinin, formed by the proteolytic action of angiotensin-converting enzyme (ACE).

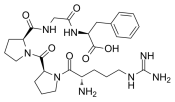

Purity: ≥99.0%
Clinical Data: No Development Reported
Size: 1 mg, 5 mg

Bradykinin (1-6)

Cat. No.: HY-P1469

Bradykinin (1-6) is an amino-truncated Bradykinin peptide. Bradykinin (1-6) is a stable metabolite of Bradykinin, cleaved by carboxypeptidase Y (CPY).

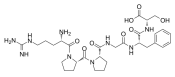

Purity: 98.95%
Clinical Data: No Development Reported
Size: 5 mg, 10 mg

Bradykinin (1-7)

(Bradykinin Fragment 1-7) **Cat. No.:** HY-P1484

Bradykinin (1-7) is an amino-truncated Bradykinin peptide. Bradykinin (1-7) is a metabolite of Bradykinin, cleaved by endopeptidase.

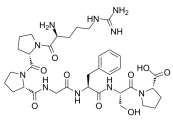

Purity: >98%
Clinical Data: No Development Reported
Size: 5 mg, 10 mg

Bradykinin (2-9)

(Des-Arg1-bradykinin) **Cat. No.:** HY-P1490

Bradykinin (2-9) is an amino-truncated Bradykinin peptide. Bradykinin (2-9) is a metabolite of Bradykinin, cleaved by Aminopeptidase P.

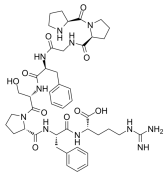

Purity: 99.94%
Clinical Data: No Development Reported
Size: 10 mM × 1 mL, 5 mg, 10 mg

Brain Natriuretic Peptide (1-32), rat

(BNP (1-32), rat) **Cat. No.:** HY-P1519

Brain Natriuretic Peptide (1-32), rat (BNP (1-32), rat) is a 32 amino acid polypeptide secreted by the ventricles of the heart in response to excessive stretching of heart muscle cells (cardiomyocytes).

NSKMAHSSSCFGQKIDRIGAVSRLGCDGLRLF (Disulfide bridge: Cys_{10}-Cys_{26})

Purity: >98%
Clinical Data: No Development Reported
Size: 500 µg, 1 mg, 5 mg

Brain Natriuretic Peptide (1-32), rat acetate

(BNP (1-32), rat acetate) **Cat. No.:** HY-P1519B

Brain Natriuretic Peptide (1-32), rat acetate (BNP (1-32), rat acetate) is a 32 amino acid polypeptide secreted by the ventricles of the heart in response to excessive stretching of heart muscle cells (cardiomyocytes).

NSKMAHSSSCFGQKIDRIGAVSRLGCDGLRLF
(Disulfide bridge: Cys10-Cys26) (acetate salt)

Purity: 99.66%
Clinical Data: No Development Reported
Size: 1 mg, 5 mg, 10 mg

Brain Natriuretic Peptide-45, mouse

(BNP-45, mouse) **Cat. No.:** HY-P2469

Brain Natriuretic Peptide-45, mouse (BNP-45, mouse) is a circulating form of mouse brain natriuretic peptide isolated from mouse heart with potent hypotensive and natriuretic potency.

SQGSTLRVQQRPQNSKVTHISS
CFGHKIDRIGSVSRLGCNALKLL
(Disulfide bridge:Cys_{23}-Cys_{39})

Purity: 98.93%
Clinical Data: No Development Reported
Size: 5 mg, 10 mg

Brain Natriuretic Peptide-45, rat

(BNP-45, rat) **Cat. No.:** HY-P1573

Brain Natriuretic Peptide-45, rat (BNP-45, rat) is a circulating form of rat brain natriuretic peptide isolated from rat heart with potent hypotensive and natriuretic potency.

SQDGAFRQERLRNSMAHVSSCFGQKIDRIGAVSRLGCDGLRLF(Disulfide bridge: Cys23-Cys39)

Purity: >98%
Clinical Data: No Development Reported
Size: 1 mg, 5 mg

Brain Natriuretic Peptide-45, rat TFA

(BNP-45, rat TFA) **Cat. No.:** HY-P1573A

Brain Natriuretic Peptide-45, rat TFA (BNP-45, rat TFA) is a circulating form of rat brain natriuretic peptide isolated from rat heart with potent hypotensive and natriuretic potency.

SQDGAFRQERLRNSMAHVSSCFGQKIDRIGAVSRLGCDGLRLF(Disulfide bridge: Cys23-Cys39) (TFA salt)

Purity: >98%
Clinical Data: No Development Reported
Size: 1 mg, 5 mg

Bremelanotide Acetate

(PT-141 Acetate) **Cat. No.:** HY-18678A

Bremelanotide Acetate (PT-141 Acetate), a synthetic peptide analogue of α-MSH, is an agonist at **melanocortin receptors** including the MC3R and MC4R for the treatment of sexual dysfunction.

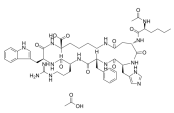

Purity: 99.97%
Clinical Data: Launched
Size: 10 mM × 1 mL, 10 mg, 50 mg

c(Bua-Cpa-Thi-Val-Asn-Cys)-Pro-Agm

Cat. No.: HY-P1810

c(Bua-Cpa-Thi-Val-Asn-Cys)-Pro-Agm is a is a potent, selective and short-acting peptidic **V_2 receptor (V_2R)** agonist with **EC_{50}**s of 0.25 and 0.05 nM for hV_2R and rV_2R, respectively.

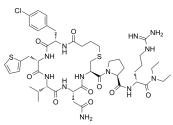

Purity: >98%
Clinical Data: No Development Reported
Size: 1 mg, 5 mg

c(Bua-Cpa-Thi-Val-Asn-Cys)-Pro-d-Arg-NEt2 acetate

Cat. No.: HY-P1809A

c(Bua-Cpa-Thi-Val-Asn-Cys)-Pro-d-Arg-NEt2 acetate is a potent, selective and short-acting peptidic **V_2 receptor (V_2R)** agonist with **EC_{50}**s of 0.07 and 0.02 nM for hV_2R and rV_2R, respectively.

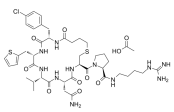

Purity: >98%
Clinical Data: No Development Reported
Size: 1 mg, 5 mg

c-Myc Peptide Trifluoroacetate

Cat. No.: HY-P0312

c-Myc Peptide Trifluoroacetate is a synthetic peptide corresponding to the C-terminal amino acids (410-419) of human c-myc protein, and participates in regulation of growth-related gene transcription.

EQKLISEEDL

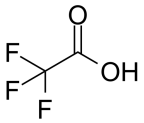

Purity: 95.63%
Clinical Data: No Development Reported
Size: 1 mg, 5 mg, 10 mg

C-Peptide 2, rat

Cat. No.: HY-P2534

C-Peptide 2, rat, 31-amino-acid peptide, is a component of proinsulin. C-Peptide 2, rat can inhibit glucose-induced insulin secretion.

EVEDPQVAQLELGGGPGAGDLQTLALEVARQ

Purity: >98%
Clinical Data: No Development Reported
Size: 1 mg, 5 mg

C-Peptide, dog

(C-Peptide (dog))

Cat. No.: HY-P1475

C-Peptide, dog is a component of proinsulin, released from pancreatic beta cells into blood together with insulin.

EVEDLQVRDVELAGAPGEGGLQPLALEGALQ

Purity: >98%
Clinical Data: No Development Reported
Size: 500 µg, 1 mg, 5 mg

C-Reactive Protein (CRP) (174-185)

Cat. No.: HY-P1823

C-Reactive Protein (CRP) 174-185 is the 174-185 fragment of C-Reactive Protein. C-Reactive Protein (CRP), the prototypic marker of inflammation, is a cardiovascular risk marker and may promote atherogenesis.

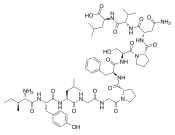

Purity: >98%
Clinical Data: No Development Reported
Size: 1 mg, 5 mg

C-Reactive Protein (CRP) (201-206)

Cat. No.: HY-P1824

C-Reactive Protein (CRP) 201-206 is the 201-206 fragment of C-Reactive Protein. C-Reactive Protein (CRP), the prototypic marker of inflammation, is a cardiovascular risk marker and may promote atherogenesis.

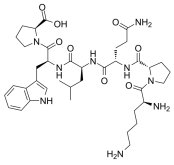

Purity: >98%
Clinical Data: No Development Reported
Size: 1 mg, 5 mg

C-Reactive Protein (CRP) (77-82)

Cat. No.: HY-P1836

C-Reactive Protein (CRP) 77-82 is the 77-82 fragment of C-Reactive Protein. C-Reactive Protein (CRP), the prototypic marker of inflammation, is a cardiovascular risk marker and may promote atherogenesis.

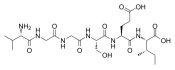

Purity: >98%
Clinical Data: No Development Reported
Size: 1 mg, 5 mg

C-telopeptide

Cat. No.: HY-P0284

C-telopeptide, a cross-linked peptide of type I collagen, is released during bone resorption and has been correlated with bone mineral density (BMD).

EKAHDGGR

Purity: >98%
Clinical Data: No Development Reported
Size: 1 mg, 5 mg, 10 mg

C-Type Natriuretic Peptide (1-53), human

Cat. No.: HY-P1815

C-Type Natriuretic Peptide (1-53), human is the 1-53 fragment of C-Type Natriuretic Peptide. C-Type Natriuretic Peptide is natriuretic peptide family peptide that is involved in the maintenance of electrolyte-fluid balance and vascular tone.

DLRVDTKSRAAWARLLQEHPNARKYKGANKKGLSKGCFGLKLDRIGSMSGLGC

Purity: >98%
Clinical Data: No Development Reported
Size: 1 mg, 5 mg

C-Type Natriuretic Peptide (CNP) (1-22), human

Cat. No.: HY-P1237

C-Type Natriuretic Peptide (CNP) (1-22), human is the 1-22 fragment of C-Type Natriuretic Peptide. C-type natriuretic peptide is natriuretic peptide family peptide that is involved in the maintenance of electrolyte-fluid balance and vascular tone.

GLSKGCFGLKLDRIGSMSGLGC (Disulfide bridge: Cys_6-Cys_{22})

Purity: >98%
Clinical Data: No Development Reported
Size: 500 µg, 1 mg, 5 mg

C3a (70-77)

(Complement 3a (70-77))

Cat. No.: HY-P1505

C3a (70-77) is an octapeptide corresponding to the COOH terminus of C3a, exhibits the specificity and 1 to 2% biologic activities of C3a.

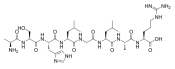

Purity: >98%
Clinical Data: No Development Reported
Size: 1 mg, 5 mg

C3a (70-77) (TFA)

(Complement 3a (70-77) (TFA))

Cat. No.: HY-P1505A

C3a (70-77) TFA (Complement 3a (70-77) TFA) is an octapeptide corresponding to the COOH terminus of C3a, exhibits the specificity and 1 to 2% biologic activities of C3a.

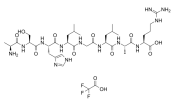

Purity: 98.64%
Clinical Data: No Development Reported
Size: 1 mg, 5 mg, 10 mg

C3bot(154-182)

Cat. No.: HY-P1243

C3bot(154-182) is a C3 peptide enhances recovery from spinal cord injury by improving regenerative growth of descending fiber tracts. C3bot(154-182) represents a promising tool to foster axonal protection and/or repair, as well as functional recovery after traumatic CNS injury.

VAKGSKAGYIDPISAFAGQLEMLLPRHST

Purity: >98%
Clinical Data: No Development Reported
Size: 1 mg, 5 mg

C3bot(154-182) TFA

Cat. No.: HY-P1243A

C3bot(154-182) TFA is a C3 peptide enhances recovery from spinal cord injury by improving regenerative growth of descending fiber tracts. C3bot(154-182) TFA represents a promising tool to foster axonal protection and/or repair, as well as functional recovery after traumatic CNS injury.

VAKGSKAGYIDPISAFAGQLEMLLPRHST (TFA salt)

Purity: >98%
Clinical Data: No Development Reported
Size: 1 mg, 5 mg

Caerulein, desulfated

Cat. No.: HY-P1800

Caerulein, desulfated is the desulfurated form of Caerulein. Caerulein is a decapeptide having the same five carboxyl-terminal amino acids as gastrin and cholecystokinin (CCK).

{Glp}-QDYTGWMDF-NH_2

Purity: >98%
Clinical Data: No Development Reported
Size: 1 mg, 5 mg

Caerulein, desulfated TFA

Cat. No.: HY-P1800A

Caerulein, desulfated TFA is the desulfurated form of Caerulein. Caerulein is a decapeptide having the same five carboxyl-terminal amino acids as gastrin and cholecystokinin (CCK).

{Glp}-QDYTGWMDF-NH_2 (TFA salt)

Purity: 99.22%
Clinical Data: No Development Reported
Size: 1 mg, 5 mg, 10 mg

Caffeic acid-pYEEIE

Cat. No.: HY-P1377

Caffeic acid-pYEEIE, a non-phosphopeptide inhibitor, exhibits potent binding affinity for the GST-Lck-SH2 domain.

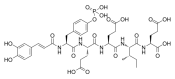

Purity: >98%
Clinical Data: No Development Reported
Size: 1 mg, 5 mg

Caffeic acid-pYEEIE TFA

Cat. No.: HY-P1377A

Caffeic acid-pYEEIE TFA, a non-phosphopeptide inhibitor, exhibits potent binding affinity for the GST-Lck-SH2 domain.

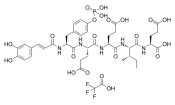

Purity: >98%
Clinical Data: No Development Reported
Size: 1 mg, 5 mg

Calcineurin autoinhibitory peptide

Cat. No.: HY-P1247

Calcineurin autoinhibitory peptide is a selective inhibitor of **Ca^{2+}/calmodulin-dependent protein phosphatase (calcineurin)**, with an **IC_{50}** of ~10 μM. Calcineurin autoinhibitory peptide could protect neurons from excitatory neuronal death.

ITSFEEAKGLDRINERMPPRRDAMP

Purity: >98%
Clinical Data: No Development Reported
Size: 1 mg, 5 mg

Calcineurin autoinhibitory peptide TFA

Cat. No.: HY-P1247A

Calcineurin autoinhibitory peptide TFA is a selective inhibitor of **Ca^{2+}/calmodulin-dependent protein phosphatase (calcineurin)**, with an **IC_{50}** of ~10 μM. Calcineurin autoinhibitory peptide TFA could protect neurons from excitatory neuronal death.

ITSFEEAKGLDRINERMPPRRDAMP (TFA salt)

Purity: >98%
Clinical Data: No Development Reported
Size: 1 mg, 5 mg

Calcineurin substrate

Cat. No.: HY-P0228

Calcineurin substrate is a peptide from the regulatory RII subunit of cAMP-dependent protein kinase. It can be used in the calcineurin activity assay.

DLDVPIPGRFDRRVSVAAE

Purity: >98%
Clinical Data: No Development Reported
Size: 1 mg, 5 mg

Calcineurin substrate TFA

Cat. No.: HY-P0228A

Calcineurin substrate (TFA) is a peptide from the regulatory RII subunit of cAMP-dependent protein kinase. Calcineurin substrate (TFA) can be used in the calcineurin activity assay.

DLDVPIPGRFDRRVSVAAE (TFA salt)

Purity: 99.57%
Clinical Data: No Development Reported
Size: 500 µg, 1 mg, 5 mg

Calcitonin (8-32), salmon

Cat. No.: HY-P1782

Calcitonin (8-32), salmon is a highly selective **amylin receptor** antagonist.

VLGKLSQELHKLQTYPRTNTGSGTP-NH_2

Purity: >98%
Clinical Data: No Development Reported
Size: 1 mg, 5 mg

Calcitonin (human)

Cat. No.: HY-P2273

Calcitonin (human) is a hypocalcemic hormone. Calcitonin (CT) inhibits the action of osteoclast mediated bone resorption.

CGNLSTCMLGTYTQDFNKFHTFPQTAIGVGAP-NH_2 (Disulfide bridge:Cys-Cys)

Purity: 96.06%
Clinical Data: No Development Reported
Size: 1 mg, 5 mg

Calcitonin (salmon)

(Salmon calcitonin)

Cat. No.: HY-P0090

Calcitonin salmon, a calcium regulating hormone, is a dual-action **amylin** and **calcitonin receptor** agonist, could stimulate bone formation and inhibit bone resorption.

CSNLSTCVLGKLSQELHKLQTYPRTNTGSGTP-NH_2(Disulfide bridge: Cys1-Cys7)

Purity: 98.52%
Clinical Data: Launched
Size: 1 mg, 5 mg, 10 mg, 25 mg

Calcitonin Gene Related Peptide (CGRP) (83-119), rat

Cat. No.: HY-P1462

Calcitonin Gene Related Peptide (CGRP) (83-119), rat is a 37 amino acid calcitonin family of neuropeptide, acts through calcitonin receptor-like receptor (**CRLR**).

SCNTATCVTHRLAGLLSRSGGVVKDNFVPTNVGSEAF-NH_2 (Disulfide bridge: Cys-Cys)

Purity: >98%
Clinical Data: No Development Reported
Size: 1 mg, 5 mg

Calcitonin Gene Related Peptide (CGRP) (83-119), rat TFA

Cat. No.: HY-P1462A

Calcitonin Gene Related Peptide (CGRP) (83-119), rat (TFA) is a 37 amino acid calcitonin family of neuropeptide, acts through calcitonin receptor-like receptor (**CRLR**).

SCNTATCVTHRLAGLLSRSGGVVKDNFVPTNVGSEAF-NH_2 (Disulfide bridge: Cys2-Cys7) (TFA salt)

Purity: 98.10%
Clinical Data: No Development Reported
Size: 500 µg, 1 mg, 5 mg

Calcitonin Gene Related Peptide (CGRP) II, rat

Cat. No.: HY-P1913

Calcitonin Gene Related Peptide (CGRP) II, rat is a neuropeptide with 37 amino acid.

SCNTATCVTHRLAGLLSRSGGVVKDNFVPTNVGSKAF-NH_2 (Disulfide bridge: Cys-Cys)

Purity: >98%
Clinical Data: No Development Reported
Size: 1 mg, 5 mg

Calcitonin Gene Related Peptide (CGRP) II, rat TFA

Cat. No.: HY-P1913A

Calcitonin Gene Related Peptide (CGRP) II, rat (TFA) is a neuropeptide with 37 amino acid.

SCNTATCVTHRLAGLLSRSGGVVKDNFVPTNVGSKAF-NH_2 (Disulfide bridge: Cys-Cys) (TFA salt)

Purity: 98.25%
Clinical Data: No Development Reported
Size: 5 mg, 10 mg

Calcitonin, eel

(Thyrocalcitonin eel)

Cat. No.: HY-P1463

Calcitonin, eel is the thyroid hormone peptide that contributes to the regulation of calcium homeostasis, widely used in the research of postmenopausal osteoporosis.

CSNLSTCVLGKLSQELHKLQTYPRTDVGAGTP-NH_2 (Disulfide bridge: Cys-Cys)

Purity: >98%
Clinical Data: No Development Reported
Size: 1 mg, 5 mg

Calcitonin, eel TFA

(Thyrocalcitonin eel TFA)

Cat. No.: HY-P1463A

Calcitonin, eel TFA is the thyroid hormone peptide that contributes to the regulation of calcium homeostasis, widely used in the research of postmenopausal osteoporosis.

CSNLSTCVLGKLSQELHKLQTYPRTDVGAGTP-NH_2 (Disulfide bridge: Cys1-Cys7) (TFA salt)

Purity: 98.79%
Clinical Data: No Development Reported
Size: 1 mg, 5 mg, 10 mg

Calmodulin Binding Peptide 1

Cat. No.: HY-P1805

Calmodulin Binding Peptide 1 is a high affinity (pM) CaM-binding peptide derived from smooth muscle myosin light-chain kinase (MLCK peptide), which strongly inhibits IP3-induced Ca^{2+} release .

GVMPREETDSKTASPWKSARLMVHTVATPNSKEL NERWRSLQGLA

Purity: >98%
Clinical Data: No Development Reported
Size: 1 mg, 5 mg

Calmodulin-Dependent Protein Kinase II (281-309)

Cat. No.: HY-P1874

Calmodulin-Dependent Protein Kinase II (281-309) is a peptide of calcium/calmodulin-dependent protein kinase II (CaM-kinase II).

MHRQETVDCLKKFNARRKLKGAILTTMLA

Purity: >98%
Clinical Data: No Development Reported
Size: 1 mg, 5 mg

Calmodulin-Dependent Protein Kinase II (290-309)

Cat. No.: HY-P1479

Calmodulin-Dependent Protein Kinase II (290-309) is a potent **CaMK** antagonist with an **IC_{50}** of 52 nM for inhibition of Ca**2+**/calmodulin-dependent protein kinase II.

LKKFNARRKLKGAILTTMLA

Purity: >98%
Clinical Data: No Development Reported
Size: 1 mg, 5 mg

Calmodulin-Dependent Protein Kinase II(290-309) acetate

Cat. No.: HY-P1479A

Calmodulin-Dependent Protein Kinase II (290-309) acetate is a potent **CaMK** antagonist with an **IC_{50}** of 52 nM for inhibition of Ca**2+**/calmodulin-dependent protein kinase II.

LKKFNARRKLKGAILTTMLA (acetate salt)

Purity: 98.97%
Clinical Data: No Development Reported
Size: 1 mg, 5 mg

Caloxin 2A1

Cat. No.: HY-P3278

Caloxin 2A1 is an extracellular **plasma membrane Ca^{2+}-ATPase (PMCA)** peptide inhibitor. Caloxin 2A1 does not affect basal Mg^{2+}-ATPase or Na^{+}-K^{+}-ATPase.

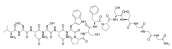

Purity: >98%
Clinical Data: No Development Reported
Size: 1 mg, 5 mg

Caloxin 2A1 TFA

Cat. No.: HY-P3278A

Caloxin 2A1 TFA is an extracellular **plasma membrane Ca^{2+}-ATPase (PMCA)** peptide inhibitor. Caloxin 2A1 TFA does not affect basal Mg^{2+}-ATPase or Na^{+}-K^{+}-ATPase.

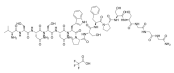

Purity: >98%
Clinical Data: No Development Reported
Size: 1 mg, 5 mg

CALP1

Cat. No.: HY-P1077

CALP1 is a **calmodulin (CaM)** agonist (K_d of 88 μM) with binding to the **CaM** EF-hand/Ca^{2+}-binding site. CALP1 blocks calcium influx and apoptosis (**IC_{50}** of 44.78 μM) through inhibition of **calcium channel** opening.

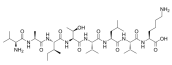

Purity: >98%
Clinical Data: No Development Reported
Size: 1 mg, 5 mg

CALP1 TFA

Cat. No.: HY-P1077A

CALP1 TFA is a **calmodulin (CaM)** agonist (**K_d** of 88 μM) with binding to the **CaM** EF-hand/Ca^{2+}-binding site. CALP1 TFA blocks calcium influx and apoptosis (**IC_{50}** of 44.78 μM) through inhibition of **calcium channel** opening.

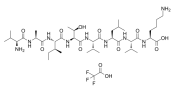

Purity: >98%
Clinical Data: No Development Reported
Size: 1 mg, 5 mg

CALP2

Cat. No.: HY-P1076

CALP2 is a **calmodulin (CaM)** antagonist ((**K_d** of 7.9 μM)) with high affinity for binding to the **CaM** EF-hand/Ca^{2+}-binding site. CALP2 inhibits **CaM**-dependent **phosphodiesterase** activity and increases intracellular Ca^{2+} concentrations.

VKFGVGFKVMVF

Purity: >98%
Clinical Data: No Development Reported
Size: 1 mg, 5 mg

CALP2 TFA

Cat. No.: HY-P1076A

CALP2 TFA is a **calmodulin (CaM)** antagonist (**K_d** of 7.9 μM) with high affinity for binding to the **CaM** EF-hand/Ca^{2+}-binding site. CALP2 TFA inhibits **CaM**-dependent **phosphodiesterase** activity and increases intracellular Ca^{2+} concentrations.

VKFGVGFKVMVF (TFA salt)

Purity: 98.48%
Clinical Data: No Development Reported
Size: 5 mg, 10 mg

CALP3

Cat. No.: HY-P1075

CALP3, a Ca^{2+}-like peptide, is a potent **Ca^{2+} channel** blocker that activates EF hand motifs of Ca^{2+}-binding proteins. CALP3 can functionally mimic increased $[Ca^{2+}]_i$ by modulating the activity of Calmodulin (CaM), Ca^{2+} channels and pumps.

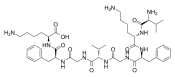

Purity: 99.27%
Clinical Data: No Development Reported
Size: 1 mg, 5 mg, 10 mg

CALP3 TFA

Cat. No.: HY-P1075A

CALP3 TFA, a Ca^{2+}-like peptide, is a potent **Ca^{2+} channel** blocker that activates EF hand motifs of Ca^{2+}-binding proteins. CALP3 TFA can functionally mimic increased $[Ca^{2+}]_i$ by modulating the activity of Calmodulin (CaM), Ca^{2+} channels and pumps.

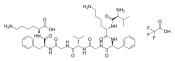

Purity: >98%
Clinical Data: No Development Reported
Size: 1 mg, 5 mg

Camstatin

Cat. No.: HY-P0184

Camstatin, a functionally active 25-residue fragment of PEP-19's IQ motif, binds calmodulin and inhibits neuronal **nitric oxide (NO) synthase**.

APETERAAVAIQAQFRKFQKKKAGS-NH_2

Purity: >98%
Clinical Data: No Development Reported
Size: 1 mg, 5 mg

Camstatin TFA

Cat. No.: HY-P0184A

Camstatin TFA, a functionally active 25-residue fragment of PEP-19's IQ motif, binds calmodulin and inhibits neuronal **nitric oxide (NO) synthase**.

APETERAAVAIQAQFRKFQKKKAGS-NH_2 (TFA salt)

Purity: >98%
Clinical Data: No Development Reported
Size: 1 mg, 5 mg

CAP18 (rabbit)

Cat. No.: HY-P2458

CAP18 (rabbit) is a 37 amino acids antimicrobial peptide originally isolated from rabbit granulocytes. CAP18 (rabbit) has broad antimicrobial activity against both **Gram-positive** (**IC_{50}**, 130-200 nM) and **Gram-negative** (**IC_{50}**, 20-100 nM) **bacteria**.

GLRKRLRKFRNKIKEKLKKIGQKIQGLLPKLAPRTDY

Purity: >98%
Clinical Data: No Development Reported
Size: 1 mg, 5 mg

Carcinoembryonic Antigen CEA

Cat. No.: HY-P0277

Carcinoembryonic Antigen (CEA) is a tumor marker in lung cancer.

YLSGANLNL

Purity: 99.49%
Clinical Data: No Development Reported
Size: 500 µg, 1 mg, 5 mg

Cardiotoxin Analog (CTX) IV (6-12)

Cat. No.: HY-P1902

Cardiotoxin Analog (CTX) IV (6-12) is a part peptide of Cardiotoxin Analog (CTX) IV. Cardiotoxin analogues IV isolated from the venom of Taiwan Cobra. CTX IV is an unique snake venom cardiotoxin.

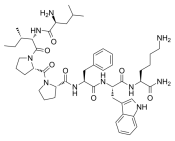

Purity: >98%
Clinical Data: No Development Reported
Size: 1 mg, 5 mg, 10 mg

Cardiotoxin Analog (CTX) IV (6-12) (TFA)

Cat. No.: HY-P1902A

Cardiotoxin Analog (CTX) IV (6-12) (TFA) is a part peptide of Cardiotoxin Analog (CTX) IV. Cardiotoxin analogues IV isolated from the venom of Taiwan Cobra. CTX IV is an unique snake venom cardiotoxin.

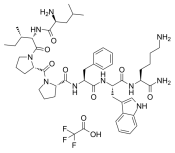

Purity: 98.58%
Clinical Data: No Development Reported
Size: 1 mg, 5 mg, 10 mg

Carperitide

(Atrial Natriuretic Peptide (ANP) (1-28), human, porcine)

Cat. No.: HY-P1235

Carperitide (Atrial Natriuretic Peptide (ANP) (1-28), human, porcine) is a 28-amino acid hormone, that is normally produced and secreted by the human heart in response to cardiac injury and mechanical stretch.

SLRRSSCFGGRMDRIGAQSGLGCNSFRY (Disulfide bridge: Cys_7-Cys_{23})

Purity: >98%
Clinical Data: Launched
Size: 1 mg, 5 mg

CART(55-102)(human)

Cat. No.: HY-P1304

CART(55-102)(human) is an endogenous satiety factor with potent appetite-suppressing activity. CART(55-102)(human) is closely associated with leptin and neuropeptide Y.

VPTYSKKYQQVPMCDAQEEGCAVRKGAIRGKLCDCPRKTSCNISFLLKDL (Disulfide bridge: Cys_{74}-Cys_{102}, Cys_{61}-Cys_{88}, Cys_{58}-Cys_{84})

Purity: >98%
Clinical Data: No Development Reported
Size: 1 mg, 5 mg

CART(55-102)(human) TFA

Cat. No.: HY-P1304A

CART(55-102)(human) TFA is a human satiety factor with potent appetite-suppressing activity. CART(55-102)(human) TFA is closely associated with leptin and neuropeptide Y.

VRYEKKYGGVPMCDAGEQCAVRKGARIGKLCDCPRGTSCNSFLLKCL (Disulfide bridge:Cys14-Cys32,Cys25-Cys40,Cys34-Cys47) (TFA salt)

Purity: >98%
Clinical Data: No Development Reported
Size: 1 mg, 5 mg

CART(55-102)(rat)

Cat. No.: HY-P1305

CART(55-102)(rat) is a rat satiety factor with potent appetite-suppressing activity. CART(55-102)(rat) is closely associated with leptin and neuropeptide Y. CART(55-102)(rat) can induces anxiety and stress-related behavior.

IRYEKKYGGVPMCDAGEQCAVRKGARIGKLCDCPRGTSCNSFLLKCL (Disulfide bridge:Cys14-Cys32,Cys25-Cys40,Cys34-Cys47)

Purity: >98%
Clinical Data: No Development Reported
Size: 1 mg, 5 mg

CART(55-102)(rat) TFA

Cat. No.: HY-P1305A

CART(55-102)(rat) TFA is a rat satiety factor with potent appetite-suppressing activity. CART(55-102)(rat) TFA is closely associated with leptin and neuropeptide Y. CART(55-102)(rat) TFA can induces anxiety and stress-related behavior.

IRYEKKYGGVPMCDAGEQCAVRKGARIGKLCDCPRGTSCNSFLLKCL (Disulfide bridge:Cys14-Cys32,Cys25-Cys40,Cys34-Cys47) (TFA salt)

Purity: >98%
Clinical Data: No Development Reported
Size: 1 mg, 5 mg

CART(62-76)(human,rat)

Cat. No.: HY-P1303

CART(62-76)(human,rat) is a neuropeptide (62-76 residues of the CART peptide) with neurotransmitter-like effects.

YGQVPMCDAGEQCAV

Purity: >98%
Clinical Data: No Development Reported
Size: 1 mg, 5 mg

CART(62-76)(human,rat) TFA

Cat. No.: HY-P1303A

CART(62-76)(human,rat) TFA is a neuropeptide (62-76 residues of the CART peptide) with neurotransmitter-like effects.

YGQVPMCDAGEQCAV (TFA salt)

Purity: >98%
Clinical Data: No Development Reported
Size: 1 mg, 5 mg

Casein Kinase Substrates 3

Cat. No.: HY-P1909

Casein Kinase Substrates 3 is a substrate of casein kinase.

RRKDLHDDEEDEAMSITA

Purity: >98%
Clinical Data: No Development Reported
Size: 1 mg, 5 mg

Catestatin

Cat. No.: HY-P1271

Catestatin is a 21-amino acid residue, cationic and hydrophobic peptide. Catestatin is an endogenous peptide that regulates cardiac function and blood pressure.

RSMRLSFRARGYGFRGPGLQL

Purity: >98%
Clinical Data: No Development Reported
Size: 1 mg, 5 mg

Catestatin TFA

Cat. No.: HY-P1271A

Catestatin TFA is a 21-amino acid residue, cationic and hydrophobic peptide. Catestatin TFA is an endogenous peptide that regulates cardiac function and blood pressure.

RSMRLSFRARGYGFRGPGLQL (TFA salt)

Purity: 99.68%
Clinical Data: No Development Reported
Size: 5 mg, 10 mg, 25 mg

Cathepsin D and E FRET Substrate

Cat. No.: HY-P2498

Cathepsin D and E FRET Substrate is a **fluorogenic substrate** for cathepsins D and E and not for B, H or L. The cleavage occurs at the Phe-Phe amide bond resul. Cathepsin D and E FRET Substrate is a valuable tool for routine assays and for mechanistic studies on cathepsins E and D.

MOCAc-GKPILFFRL-{Lys(Dnp)}-{D-Arg}-NH_2

Purity: >98%
Clinical Data: No Development Reported
Size: 1 mg, 5 mg

CCP peptide

Cat. No.: HY-P2171

CCP peptide is a synthetic cyclic citrullinated peptide (CCP) and used as the substrate for detecting anti-CCP antibodies serologically. CCP peptide functions as a target for autoantibodies with a very high specificity for rheumatoid arthritis (RA).

HGCHQEST-(Cit)-GRSRIGRCGRSGS(Disulfide bridge: Cys3-Cys16)

Purity: >98%
Clinical Data: No Development Reported
Size: 1 mg, 5 mg

CCP peptide TFA

Cat. No.: HY-P2171A

CCP peptide TFA is a synthetic cyclic citrullinated peptide (CCP) and used as the substrate for detecting anti-CCP antibodies serologically. CCP peptide TFA functions as a target for autoantibodies with a very high specificity for rheumatoid arthritis (RA).

Purity: 99.41%
Clinical Data: No Development Reported
Size: 1 mg, 5 mg, 10 mg

CCZ01048

Cat. No.: HY-P2336

CCZ01048, a α-melanocyte-stimulating hormone (α-MSH) analogue, exhibits high binding affinity to melanocortin 1 receptor **(MC1R)** with a K_i of 0.31 nM. CCZ01048 shows rapid internalization into B16F10 melanoma cells and high in vivo stability.

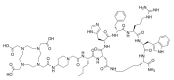

Purity: >98%
Clinical Data: No Development Reported
Size: 1 mg, 5 mg

CCZ01048 TFA

Cat. No.: HY-P2336A

CCZ01048 TFA, a α-MSH analogue, exhibits high binding affinity to melanocortin 1 receptor **(MC1R)** with a K_i of 0.31 nM. CCZ01048 TFA shows rapid internalization into B16F10 melanoma cells and high in vivo stability.

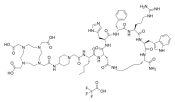

Purity: >98%
Clinical Data: No Development Reported
Size: 1 mg, 5 mg

CDK2

Cat. No.: HY-P0235

CDK2 is a member of the eukaryotic S/T protein kinase family and its function is to catalyze the phosphoryl transfer of ATP γ-phosphate to serine or threonine hydroxyl (denoted as S_0/T_0) in a protein substrate.

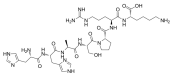

Purity: >98%
Clinical Data: No Development Reported
Size: 1 mg, 5 mg

CDK7/9 tide

Cat. No.: HY-P2559

CDK7/9 tide is peptide substrate for CDK7 or CDK9.

YSPTSPSYSPTSPSYSPTSPSKKKK

Purity: >98%
Clinical Data: No Development Reported
Size: 1 mg, 5 mg, 10 mg

Cecropin A

Cat. No.: HY-P1539

Cecropin A is a linear 37-residue antimicrobial polypeptide, with anticancer and anti-inflammatory activity.

KWKLFKKIEKVGQNIRDGIIKAGPAVAVVGQATQIAK-NH_2

Purity: >98%
Clinical Data: No Development Reported
Size: 1 mg, 5 mg

Cecropin B

Cat. No.: HY-P0092

Cecropin B has high level of antimicrobial activity and is considered as a valuable peptide antibiotic.

KWKVFKKIEKMGRNIRNGIVKAGPAIAVLGEAKAL-NH_2

Purity: >98%
Clinical Data: No Development Reported
Size: 500 μg, 1 mg, 5 mg, 10 mg

Cecropin P1, porcine

Cat. No.: HY-P2317

Cecropin P1, porcine is an **antibacterial** peptide originally identified in moths (Hyalophora cecropia) and later in pig intestine.

SWLSKTAKKLENSAKKRISEGIAIAIQGGPR

Purity: >98%
Clinical Data: No Development Reported
Size: 1 mg, 5 mg

CEF1, Influenza Matrix Protein M1 (58-66)

Cat. No.: HY-P0137

CEF1, Influenza Matrix Protein M1 (58-66) is an epitope derived from the matrix protein of the influenza A virus.

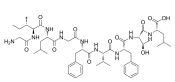

Purity: >98%
Clinical Data: No Development Reported
Size: 1 mg, 5 mg

CEF14, EBV Rta Protein (28-37)

Cat. No.: HY-P1890

CEF14, EBV Rta Protein (28-37) is the HLA A24-restricted epitope from Epstein-Barr Virus Rta protein (28-37).

DYCNVLNKEF

Purity: >98%
Clinical Data: No Development Reported
Size: 1 mg, 5 mg

CEF19, Epstein-Barr Virus latent NA-3A (458-466)

Cat. No.: HY-P1920

CEF19, Epstein-Barr Virus latent NA-3A (458-466) is a single peptide epitope, YPLHEQHGM, representing residues 458-466 of the type 1 Epstein-Barr Virus (EBV) nuclear antigen 3A protein (B95.8 strain).

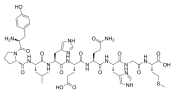

Purity: >98%
Clinical Data: No Development Reported
Size: 1 mg, 5 mg

CEF20

Cat. No.: HY-P1780

CEF20 is an HLA-A*0201-restricted epitope from cytomegalovirus pp65 (495-503).

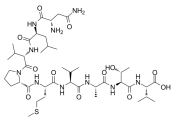

Purity: >98%
Clinical Data: No Development Reported
Size: 1 mg, 5 mg

CEF27, Epstein-Barr Virus BRLF-1 lytic (148-156)

Cat. No.: HY-P1911

CEF27, Epstein-Barr Virus BRLF-1 lytic 148-156 corresponding to amino acids 148-156 of the BRLF1 protein. BRLF1 is a transcriptional activator that binds directly to a GC-rich motif present in some Epstein-Barr virus (EBV) lytic gene promoters.

RVRAYTYSK

Purity: >98%
Clinical Data: No Development Reported
Size: 1 mg, 5 mg

CEF3

Cat. No.: HY-P0289

CEF3 (SIIPSGPLK) corresponds to aa 13-21 of the influenza A virus M1 protein. The matrix (M1) protein of influenza A virus is a multifunctional protein that plays essential structural and functional roles in the virus life cycle.

SIIPSGPLK

Purity: >98%
Clinical Data: No Development Reported
Size: 1 mg, 5 mg, 10 mg

CEF4

Cat. No.: HY-P0304

CEF4 is a peptide that corresponds to aa 342-351 of the influenza A virus nucleocapsid protein.

RVLSFIKGTK

Purity: >98%
Clinical Data: No Development Reported
Size: 1 mg, 5 mg, 10 mg

CEF6

Cat. No.: HY-P0313

CEF6 is a 9-aa-long peptide corresponding to aa 418-426 of the influenza A virus (H1N1) nucleocapsid protein.

LPFDKTTVM

Purity: >98%
Clinical Data: No Development Reported
Size: 1 mg, 5 mg, 10 mg

CEF7, Influenza Virus NP (380-388)

Cat. No.: HY-P1857

CEF7, Influenza Virus NP (380-388) is a HLA-B*08 restricted influenza virus nucleoprotein epitope. Influenza virus NP functions as a key adapter molecule between virus and host cell processes.

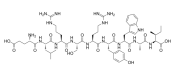

Purity: >98%
Clinical Data: No Development Reported
Size: 1 mg, 5 mg

CEF8, Influenza Virus NP (383-391)

Cat. No.: HY-P1835

CEF8, Influenza Virus NP (383-391), an influenza A virus nucleoprotein containing residues 383 to 391, is the most important HLA-B*2705-restricted epitope in the nucleoprotein of influenza A viruses and is associated with escape from cytotoxic T lymphocytes-mediated immunity.

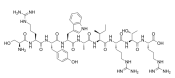

Purity: >98%
Clinical Data: No Development Reported
Size: 1 mg, 5 mg

CEP dipeptide 1

Cat. No.: HY-16959

CEP dipeptide 1 is a CEP dipeptide with potent angiogenic activity; mediators of age-related macular degeneration (AMD).

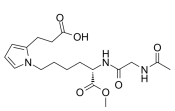

Purity: 98.32%
Clinical Data: No Development Reported
Size: 10 mM × 1 mL, 5 mg, 10 mg, 50 mg, 100 mg

Ceratotoxin A

Cat. No.: HY-P1581

Ceratotoxin A, a 29-residue peptide isolated from the accessory gland secretion fluid, with strong **anti-bacterial** activity.

SIGSALKKALPVAKKIGKIALPIAKAALP

Purity: >98%
Clinical Data: No Development Reported
Size: 1 mg, 5 mg, 10 mg

Ceratotoxin B

Cat. No.: HY-P1751

Ceratotoxins B is antibacterial peptide produced by the sexually mature females of Ceratitis capitata. Lytic and antibacterial activity .

SIGSAFKKALPVAKKIGKAALPIAKAALP

Purity: >98%
Clinical Data: No Development Reported
Size: 1 mg, 5 mg

Cerebellin

Cat. No.: HY-P1544

Cerebellin is a neuromodulatory peptide widely distributed in the central nervous system.

SGSAKVAFSAIRSTNH

Purity: >98%
Clinical Data: No Development Reported
Size: 1 mg, 5 mg, 10 mg

Ceruletide

(Caerulein; Cerulein; FI-6934)

Cat. No.: HY-A0190

Ceruletide is a decapeptide and a potent **cholecystokinin receptor** agonist. Ceruletide is a safe and effective cholecystokinetic agent with a direct spasmogenic effect on the gallbladder muscle and bile ducts.

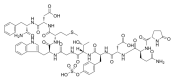

Purity: 99.96%
Clinical Data: No Development Reported
Size: 100 µg, 500 µg x 2, 500 µg

Cetrorelix diacetate

(SB-75 diacetate)

Cat. No.: HY-P0009B

Cetrorelix diacetate (SB-075 diacetate) is a potent gonadotropin-releasing hormone **(GnRH)** receptor antagonist with an **IC_{50}** of 1.21 nM.

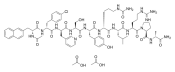

Purity: >98%
Clinical Data: No Development Reported
Size: 1 mg, 5 mg

CGGRGD

Cat. No.: HY-P2219

CGGRGD, a RGD derivative with cysteine as its N-terminal, CGGRGD is synthesized via solid-phase peptide synthesis technique and the surface of PCL fibers is aminolysised by amino 2-cyanobenzothiazole followed by the addition of 2-cyanobenzothiazole (CBT).

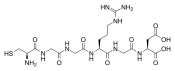

Purity: >98%
Clinical Data: No Development Reported
Size: 1 mg, 5 mg

CGGRGD TFA

Cat. No.: HY-P2219A

CGGRGD TFA, a RGD derivative with cysteine as its N-terminal, CGGRGD TFA is synthesized via solid-phase peptide synthesis technique and the surface of PCL fibers is aminolysised by amino 2-cyanobenzothiazole followed by the addition of 2-cyanobenzothiazole (CBT).

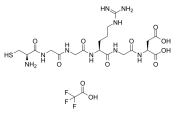

Purity: >98%
Clinical Data: No Development Reported
Size: 1 mg, 5 mg

CH 275

Cat. No.: HY-P1206

CH 275 is a peptide analog of somatostatin and binds preferably to **somatostatin receptor 1 (sst_1)** with a K_i of 52 nM.

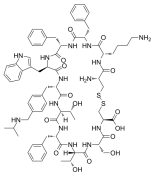

Purity: >98%
Clinical Data: No Development Reported
Size: 1 mg, 5 mg

CH 5450

(Z-Ile-Glu-Pro-Phe-Ome)

Cat. No.: HY-16707

CH 5450 (Z-Ile-Glu-Pro-Phe-Ome) is a human chymase inhibitor.

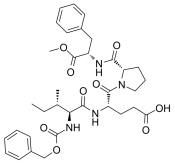

Purity: 99.47%
Clinical Data: No Development Reported
Size: 10 mM × 1 mL, 5 mg, 10 mg, 50 mg

Charybdotoxin

Cat. No.: HY-P0191

Charybdotoxin, a 37-amino acid peptide, is a **K^+** channel blocker.

(Gly)-FTNVSCTTSKECWSVCQRLHNTSRGKCMNKKCRCYS
(Disulfide bridge: Cys7-Cys28; Cys13-Cys33; Cys17-Cys35)

Purity: >98%
Clinical Data: No Development Reported
Size: 1 mg, 5 mg

Charybdotoxin TFA

Cat. No.: HY-P0191A

Charybdotoxin TFA, a 37-amino acid peptide, is a **K^+** channel blocker.

(Gly)-FTNVSCTTSKECWSVCQRLHNTSRGKCMNKKCRCYS
(Disulfide bridge: Cys7-Cys28; Cys13-Cys33; Cys17-Cys35) (TFA salt)

Purity: 96.64%
Clinical Data: No Development Reported
Size: 1 mg, 5 mg, 10 mg

Chemerin-9 (149-157)

Cat. No.: HY-P1844

Chemerin-9 (149-157), the nonapeptide (149)YFPGQFAFS(157) (chemerin-9), corresponding to the C terminus of processed chemerin, retains most of the activity of the full-size protein, with regard to agonism toward the chemerinR.

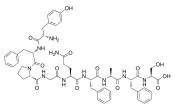

Purity: >98%
Clinical Data: No Development Reported
Size: 1 mg, 5 mg, 10 mg

Chemerin-9 (149-157) (TFA)

Cat. No.: HY-P1844A

Chemerin-9 (149-157) TFA, the nonapeptide (149)YFPGQFAFS(157) (chemerin-9), corresponding to the C terminus of processed chemerin, retains most of the activity of the full-size protein, with regard to agonism toward the chemerinR.

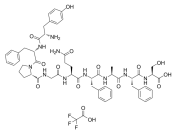

Purity: 99.42%
Clinical Data: No Development Reported
Size: 10 mM × 1 mL, 1 mg, 5 mg, 10 mg

Chlamydocin

Cat. No.: HY-P2228

Chlamydocin, a fungal metabolite, is a highly potent **HDAC** inhibitor, with an **IC_{50}** of 1.3 nM. Chlamydocin exhibits potent antiproliferative and anticancer activities. Chlamydocin induces apoptosis by activating caspase-3.

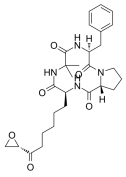

Purity: >98%
Clinical Data: No Development Reported
Size: 1 mg, 5 mg

Chlorotoxin

Cat. No.: HY-P0173A

Chlorotoxin is a 36 amino-acid peptide from the venom of the Israeli scorpion Leiurus quinquestriatus with anticancer activity. Chlorotoxin is a **chloride channel** blocker.

MCMPCFTTDHQMARKCDDCCGGKGR GKCYGPQCLCR-NH_2(Disulfide bridge: Cys2-Cys19,Cys5-Cys28,,Cys16-Cys33,Cys20-Cys35)

Purity: ≥98.0%
Clinical Data: Phase 1
Size: 1 mg, 5 mg

Chlorotoxin TFA

Cat. No.: HY-P0173B

Chlorotoxin TFA is a peptide isolated from the venom of the scorpion Leiurus quinquestriatus, acts as a **chloride channel** blocker. Anti-cancer activity.

MCMPCFTTDHQMARKCDDCCGGKGR GKCYGPQCLCR-NH_2(Disulfide bridge: Cys2-Cys19,Cys5-Cys28,,Cys16-Cys33,Cys20-Cys35) (TFA salt)

Purity: 97.66%
Clinical Data: Phase 1
Size: 100 µg, 500 µg, 1 mg

Chlorotoxin(linear)

Cat. No.: HY-P0173

Chlorotoxin(linear) is a linear 36 amino-acid peptide which can be used in Chlorotoxin related research.

MCMPCFTTDHQMARKCDDCCGGKGRGKCYGPQCLCR-NH_2

Purity: >98%
Clinical Data: No Development Reported
Size: 500 µg, 1 mg, 5 mg, 10 mg, 25 mg

Cholecystokinin Octapeptide, desulfated

(CCK Octapeptide, desulfated)

Cat. No.: HY-P0196

Cholecystokinin Octapeptide, desulfated is a synthetic desulfated octapeptides of cholecystokinin (CCK).

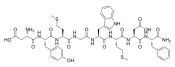

Purity: >98%
Clinical Data: No Development Reported
Size: 1 mg, 5 mg

Cholecystokinin Octapeptide, desulfated TFA

(CCK Octapeptide, desulfated TFA)

Cat. No.: HY-P0196A

Cholecystokinin Octapeptide, desulfated TFA is a synthetic desulfated octapeptides of Cholecystokinin (CCK).

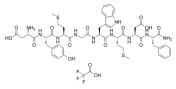

Purity: 99.17%
Clinical Data: No Development Reported
Size: 1 mg

Cibinetide

(ARA290)

Cat. No.: HY-P0168

Cibinetide (ARA290) is an EPO-derivative, acting as a specific agonist of erythropoietin/CD131 heteroreceptor, and used for neurological disease treatment.

{Glp}EQLERALNSS

Purity: 99.81%
Clinical Data: No Development Reported
Size: 1 mg, 5 mg, 10 mg

CLIP (86-100)

Cat. No.: HY-P1826

CLIP (86-100) is amino acids 86 to 100 fragment of class II-associated invariant chain peptide (CLIP).

PVSKMRMATPLLMQA

Purity: >98%
Clinical Data: No Development Reported
Size: 1 mg, 5 mg

CLIP (86-100) (TFA)

Cat. No.: HY-P1826A

CLIP (86-100) TFA is amino acids 86 to 100 fragment of class II-associated invariant chain peptide (CLIP).

PVSKMRMATPLLMQA (TFA salt)

Purity: >98%
Clinical Data: No Development Reported
Size: 1 mg, 5 mg

CMD178

Cat. No.: HY-P1453

CMD178 is a lead peptide that consistently reduced the expression of Foxp3 and STAT5 induced by IL-2/s IL-2Rα signaling. CMD178 also is an inhibitor of STAT5 and inhibit T_{reg} cell development.

RFKF[Y(OBn)]

Purity: >98%
Clinical Data: No Development Reported
Size: 1 mg, 5 mg

CMD178 TFA

Cat. No.: HY-P1453A

CMD178 (TFA) is a lead peptide that consistently reduces the expression of Foxp3 and STAT5 induced by IL-2/s IL-2Rα signaling. CMD178 (TFA) also is an inhibitor of **STAT5** and inhibits T_{reg}cells development.

RFKF[Y(OBn)]

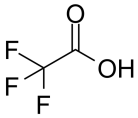

Purity: 98.72%
Clinical Data: No Development Reported
Size: 10 mM × 1 mL, 1 mg, 5 mg

COG 133 TFA

Cat. No.: HY-P1050A

COG 133 TFA is a fragment of Apolipoprotein E (APOE) peptide. COG 133 TFA competes with the ApoE holoprotein for binding the LDL receptor, with potent anti-inflammatory and neuroprotective effects. COG 133 TFA is also a **nAChR** antagonist with an **IC_{50}** of 445 nM.

Ac-LRVRLASHLRKLRKRLL-NH_2 (TFA salt)

Purity: >98%
Clinical Data: No Development Reported
Size: 1 mg, 5 mg

COG1410

Cat. No.: HY-P2136

COG1410 is an apolipoprotein E-derived peptide. COG1410 exerts neuroprotective and antiinflammatory effects in a murine model of traumatic brain injury (TBI). COG1410 can be used for the research of neurological disease.

Ac-AS-{Aib}-LRKL-{Aib}-KRLL-NH_2

Purity: 99.49%
Clinical Data: No Development Reported
Size: 1 mg, 5 mg, 10 mg

Colistin A

Cat. No.: HY-P2123

Colistin A is a major component of Colistin. Colistin is a polymyxin **antibiotic** and can be used to combat infections caused by problematic gram-negative bacteria.

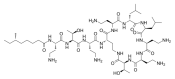

Purity: >98%
Clinical Data: No Development Reported
Size: 500 μg

Colistin A sulfate hydrate

Cat. No.: HY-P2123A

Colistin A sulfate hydrate is a major component of Colistin. Colistin is a polymyxin **antibiotic** and can be used to combat infections caused by problematic gram-negative bacteria.

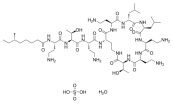

Purity: >98%
Clinical Data: No Development Reported
Size: 1 mg, 5 mg

Colivelin

Cat. No.: HY-P1061

Colivelin is a brain penetrant **neuroprotective peptide** and a potent activator of **STAT3**, suppresses neuronal death by activating STAT3 in vitro.

SALLRSIPAPAGASRLLLLTGEIDLP

Purity: >98%
Clinical Data: No Development Reported
Size: 1 mg, 5 mg

Colivelin TFA

Cat. No.: HY-P1061A

Colivelin TFA is a brain penetrant **neuroprotective peptide** and a potent activator of **STAT3**, suppresses neuronal death by activating STAT3 in vitro.

SALLRSIPAPAGASRLLLLTGEIDLP (TFA salt)

Purity: 98.25%
Clinical Data: No Development Reported
Size: 500 μg, 1 mg

Competence-Stimulating Peptide-12261

Cat. No.: HY-P1892

Competence-Stimulating Peptide-12261, a sixteen peptide, is a fragment of competence-stimulating peptide. Competence-Stimulating Peptide, a quorum-sensing molecule, competence-stimulating peptide (CSP) which inhibits germ tube (GT) formation.

EIRQTHNIFFNFFKRR

Purity: >98%
Clinical Data: No Development Reported
Size: 1 mg, 5 mg

Competence-Stimulating Peptide-2 (CSP-2)

Cat. No.: HY-P2522

Competence-Stimulating Peptide-2 (CSP-2) is a quorum sensing signal peptide produced by Streptococcus pneumoniae. ComD2 is a compatible receptor of Competence-Stimulating Peptide-2 (CSP-2) with an **EC_{50}** value of 50.7 nM.

EMRISRIILDFLFLRKK

Purity: >98%
Clinical Data: No Development Reported
Size: 1 mg, 5 mg

Compstatin

Cat. No.: HY-P1036

Compstatin, a 13-residue cyclic peptide, is a potent inhibitor of the **complement system C3** with species specificity. Compstatin binds to baboon C3 and is resistant to proteolytic cleavage in baboon blood (similar to humans).

ICVVQDWGHHRCT-NH_2 (Disulfide bridge: Cys2-Cys12)

Purity: >98%
Clinical Data: No Development Reported
Size: 500 µg, 1 mg, 5 mg

Compstatin control peptide

Cat. No.: HY-P1398

Compstatin control peptide is a **complement protein C3** inhibitor that binds and inhibits cleavage of complement C3.

IAVVQDWGHHRAT-NH_2

Purity: >98%
Clinical Data: No Development Reported
Size: 1 mg, 5 mg

Compstatin control peptide TFA

Cat. No.: HY-P1398A

Compstatin control peptide TFA is a **complement** inhibitor that binds and inhibits cleavage of complement C3.

IAVVQDWGHHRAT-NH_2 (TFA salt)

Purity: >98%
Clinical Data: No Development Reported
Size: 1 mg, 5 mg

Compstatin TFA

Cat. No.: HY-P1036A

Compstatin TFA, a 13-residue cyclic peptide, is a potent inhibitor of the **complement system C3** with species specificity. Compstatin TFA binds to baboon C3 and is resistant to proteolytic cleavage in baboon blood (similar to humans).

ICVVQDWGHHRCT-NH2 (Disulfide bridge: Cys2-Cys12) (TFA salt)

Purity: 99.46%
Clinical Data: No Development Reported
Size: 1 mg, 5 mg

Conantokin G

Cat. No.: HY-P1293

Conantokin G, a 17-amino-acid peptide, is a potent, selective and competitive antagonist of **N-methyl-D-aspartate (NMDA) receptors**. Conantokin G inhibits NMDA-evoked currents in murine cortical neurons with an **IC_{50}** of 480 nM. Conantokin G has neuroprotective properties.

GE(Gla)(Gla)LQ(Gla)NQ(Gla)LIR(Gla)KSN-NH_2

Purity: >98%
Clinical Data: No Development Reported
Size: 1 mg, 5 mg

Conantokin G TFA

Cat. No.: HY-P1293A

Conantokin G TFA, a 17-amino-acid peptide, is a potent, selective and competitive antagonist of **N-methyl-D-aspartate (NMDA) receptors**. Conantokin G TFA inhibits NMDA-evoked currents in murine cortical neurons with an **IC_{50}** of 480 nM. Conantokin G TFA has neuroprotective properties.

GE(Gla)(Gla)LQ(Gla)NQ(Gla)LIR(Gla)KSN-NH_2 (TFA salt)

Purity: >98%
Clinical Data: No Development Reported
Size: 1 mg, 5 mg

Conopressin S

(Con-S)

Cat. No.: HY-P1737

Conopressin S, isolated from Conus striatus, shows high affinity with **vasopressin V1b receptor (AVPR1B)**, with a **K_i** of 8.3 nM.

CIIRNCPRG-NH_2 (Disulfide bridge: Cys_1-Cys_6)

Purity: >98%
Clinical Data: Phase 1
Size: 1 mg, 5 mg

Copper tripeptide

(GHK-Cu)

Cat. No.: HY-P0063

Copper tripeptide (GHK-Cu), a naturally occurring tripeptide, is first isolated from human plasma, but can be found in saliva and urine.

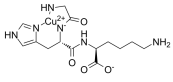

Purity: 99.40%
Clinical Data: No Development Reported
Size: 100 mg, 250 mg, 500 mg

Cortagine

Cat. No.: HY-P2287

Cortagine is a specific **corticotropin-releasing factor receptor subtype 1 (CRF1)** agonist with an **IC_{50}** of 2.6 nM for rCRF1. Cortagine is an anxiolytic and antidepressive drug in the mouse model.

(Glp)GPPISIDLSLELREVLEMERAEQLAQQAANNRLLLDTA-NH_2

Purity: >98%
Clinical Data: No Development Reported
Size: 1 mg, 5 mg

Corticotropin-releasing factor (human)

(Human CRF; Human corticotropin-releasing factor) **Cat. No.:** HY-P0086

Corticotropin-releasing factor human (Human CRF) stimulates the synthesis and secretion of adrenocorticotropin in the anterior pituitary.

SEEPPISLDLTFHLLREVLEMARAEQLAQQAHSNRKLMEII-NH_2

Purity: >98%
Clinical Data: No Development Reported
Size: 250 µg, 500 µg, 1 mg, 5 mg, 10 mg

Corticotropin-releasing factor (human) (acetate)

(Human CRF acetate; Human corticotropin-releasing factor acetate) **Cat. No.:** HY-P0086A

Corticotropin-releasing factor human acetate (Human CRF acetate) stimulates the synthesis and secretion of adrenocorticotropin in the anterior pituitary.

SEEPPISLDLTFHLLREVLEMARAEQLAQQAH-SNRKLMEII-NH_2 (acetate salt)

Purity: 98.51%
Clinical Data: No Development Reported
Size: 1 mg, 5 mg

Cortistatin 14, human, rat

(CST-14, human, rat) **Cat. No.:** HY-P1212

Cortistatin 14, human, rat (CST-14, human, rat), a neuropeptide with neuronal depressant and sleep modulating properties, can bind to all five cloned somatostatin receptors (SSTRs) and ghrelin receptor to exert its biological activities and co-exists with GABA within the cortex...

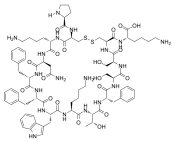

Purity: >98%
Clinical Data: No Development Reported
Size: 1 mg, 5 mg

Cortistatin-14

Cat. No.: HY-P1932

Cortistatin-14, a neuropeptide have structural similarity to somatostatin-14, binds and exerts its function via the somatostatin receptors (sst1-sst5). Cortistatin-14 shows anticonvulsive, neuroprotective effect and remarkable anti-inflammatory properties.

PCKNFFWKTFSSCK-NH_2 (Disulfide bridge: Cys2-Cys13)

Purity: >98%
Clinical Data: No Development Reported
Size: 500 µg, 1 mg, 5 mg, 10 mg

Cortistatin-14 TFA

Cat. No.: HY-P1932A

Cortistatin-14 (TFA), a neuropeptide have structural similarity to somatostatin-14, binds and exerts its function via the somatostatin receptors (sst1-sst5). Cortistatin-14 (TFA) shows anticonvulsive, neuroprotective effect and remarkable anti-inflammatory properties.

PCKNFFWKTFSSCK-NH_2 (Disulfide bridge: Cys2-Cys13) (TFA salt)

Purity: 99.88%
Clinical Data: No Development Reported
Size: 500 µg, 1 mg, 5 mg, 10 mg

Cotadutide acetate

(MEDI0382 acetate) **Cat. No.:** HY-P2231A

Cotadutide acetate (MEDI0382 acetate) is a potent peptide dual agonist of **glucagon-like peptide-1 (GLP-1)** and glucagon receptor with **EC_{50}** values of 6.9 pM and 10.2 pM, respectively.

1'-(palmtoyl-Glu); HSQGTFTSDKSEYLDSERARDFVAWLEAGG (Amide bridge: Glu1'-Lys10) (acetate salt)

Purity: 96.67%
Clinical Data: Phase 2
Size: 5 mg, 10 mg, 25 mg

CREBtide

Cat. No.: HY-P1595

CREBtide, a synthetic 13 amino acid peptide, has been reported as a **PKA** substrate.

KRREILSRRPSYR

Purity: 98.89%
Clinical Data: No Development Reported
Size: 1 mg, 5 mg, 10 mg

CRF(6-33)(human)

Cat. No.: HY-P1297

CRF(6-33)(human) is a **CRF binding protein (CRF-BP)** ligand inhibitor. CRF(6-33)(human) competitively binds the **CRF-BP** but not the post-synaptic CRF receptors. CRF(6-33)(human) has anti-obesity effect.

ISLDLTFHLLREVLEMARAEQLAQQAHS

Purity: >98%
Clinical Data: No Development Reported
Size: 1 mg, 5 mg

CRF(6-33)(human) TFA

Cat. No.: HY-P1297A

CRF(6-33)(human) TFA is a **CRF binding protein (CRF-BP)** ligand inhibitor. CRF(6-33)(human) TFA competitively binds the **CRF-BP** but not the post-synaptic CRF receptors. CRF(6-33)(human) TFA has anti-obesity effect.

ISLDLTFHLLREVLEMARAEQLAQQAHS (TFA salt)

Purity: >98%
Clinical Data: No Development Reported
Size: 1 mg, 5 mg

CRF, bovine

(Corticotropin Releasing Factor bovine) **Cat. No.:** HY-P1533

CRF, bovine is a potent agonist of **CRF receptor**, and displaces [^{125}I-Tyr]ovine CRF with a **K_i** of 3.52 nM.

SQEPPRSLDLTFHLLREVLEMTKADQLAQQAHNNRKLLDIA-NH_2

Purity: >98%
Clinical Data: No Development Reported
Size: 1 mg, 5 mg

CRF, bovine TFA

(Corticotropin Releasing Factor bovine TFA)

Cat. No.: HY-P1533A

CRF, bovine (TFA) is a potent agonist of **CRF receptor**, and displaces [^{125}I-Tyr]ovine CRF with a K_i of 3.52 nM.

SQEPPISLDLTFHLLREVLEMTKADQLAQQAHNNRKLLDIA-NH_2 (TFA salt)

Purity: 96.50%
Clinical Data: No Development Reported
Size: 500 µg, 1 mg, 5 mg

Crosstide

Cat. No.: HY-P0315

Crosstide is a peptide analog of glycogen synthase kinase α/β fusion protein sequence which is a substrate for **Akt**.

GRPRTSSFAEG

Purity: 95.70%
Clinical Data: No Development Reported
Size: 1 mg, 5 mg

Crustacean Cardioactive Peptide (CCAP)

Cat. No.: HY-P0303

Crustacean Cardioactive Peptide (CCAP) is a highly conserved, amidated cyclic nonapeptide, first isolated from the pericardial organs of the shore crab Carcinus maenas, where it has a role in regulating heartbeat; Crustacean Cardioactive Peptide (CCAP) also modulates the...

PFCNAFTGC

Purity: 98.91%
Clinical Data: No Development Reported
Size: 1 mg, 5 mg, 10 mg

CSP1

Cat. No.: HY-P2454

CSP1 is a potent and selective **ComD1 receptor** agonist, with an **IC_{50}** of 10.3 nM. CSP1 is a major variants of competence-stimulating peptide (CSP), and it can regulate genetic transformation of S. pneumonia by modulating quorum sensing (QS). CSP1 can act as an antibacterial agent.

EMRLSKFFRDFILQRKK

Purity: >98%
Clinical Data: No Development Reported
Size: 1 mg, 5 mg

CTAP

Cat. No.: HY-P1335

CTAP is a potent, highly selective, and brain penetrant **µ opioid receptor** antagonist (**IC_{50}**=3.5 nM) and displays over 1200-fold selectivity over δ opioid (**IC_{50}**=4500 nM) and somatostatin receptors. CTAP can be used for the study of L-DOPA-induced dyskinesia (LID).

{d-Phe}-CY-{d-Trp}-RT-{Pen}-T-NH_2
(Disulfide bridge:Cys2-Pen7)

Purity: >98%
Clinical Data: No Development Reported
Size: 1 mg, 5 mg

CTAP TFA

Cat. No.: HY-P1335A

CTAP TFA is a potent, highly selective, and brain penetrant **µ opioid receptor** antagonist (**IC_{50}**=3.5 nM) and displays over 1200-fold selectivity over δ opioid (**IC_{50}**=4500 nM) and somatostatin receptors. CTAP TFA can be used for the study of L-DOPA-induced dyskinesia (LID).

FCYWRT{Pen}T-NH_2
(Disulfide bridge:Cys_2-Pen_7) (TFA salt)

Purity: 99.48%
Clinical Data: No Development Reported
Size: 1 mg, 5 mg, 10 mg

CTCE-9908

Cat. No.: HY-P1103

CTCE-9908 is a potent and selective **CXCR4** antagonist. CTCE-9908 induces mitotic catastrophe, cytotoxicity and inhibits migration in CXCR4-expressing ovarian cancer cells.

Sequence 1:KGVSLSYRK-NH_2;
Sequence 1':KGVSLSYR
(Amide bridge:Lys_9-Arg_8')

Purity: >98%
Clinical Data: No Development Reported
Size: 1 mg, 5 mg

CTCE-9908 TFA

Cat. No.: HY-P1103A

CTCE-9908 TFA is a potent and selective **CXCR4** antagonist. CTCE-9908 TFA induces mitotic catastrophe, cytotoxicity and inhibits migration in CXCR4-expressing ovarian cancer cells.

Sequence 1:KGVSLSYRK-NH_2;
Sequence 1':KGVSLSYR
(Amide bridge:Lys_9-Arg_8') (TFA salt)

Purity: >98%
Clinical Data: No Development Reported
Size: 1 mg, 5 mg

CTOP

Cat. No.: HY-P1329

CTOP is a peptide that acts as a **µ-opioid receptor** antagonist.

FCYW{Orn}T{Pen}T-NH2
(Disulfide bridge:Cys2-Pen7)

Purity: >98%
Clinical Data: No Development Reported
Size: 1 mg, 5 mg

CTOP TFA

Cat. No.: HY-P1329A

CTOP TFA is a peptide that acts as a **µ-opioid receptor** antagonist.

FCYW{Orn}T{Pen}T-NH2
(Disulfide bridge:Cys2-Pen7) (TFA salt)

Purity: 99.93%
Clinical Data: No Development Reported
Size: 1 mg, 5 mg

CTTHWGFTLC, CYCLIC

Cat. No.: HY-P1789

CTTHWGFTLC, CYCLIC is a cyclic peptide inhibitor for **matrix metalloproteinases MMP-2** and **MMP-9**. The **IC_{50}** value for MMP-9 is ~8 μM.

CTTHWGFTLC (Disulfide Bridge: Cys1-Cys10)

Purity: >98%
Clinical Data: No Development Reported
Size: 1 mg, 5 mg

CTTHWGFTLC, CYCLIC TFA

Cat. No.: HY-P1789A

CTTHWGFTLC, CYCLIC TFA is a cyclic peptide inhibitor for **matrix metalloproteinases MMP-2** and **MMP-9**. The **IC_{50}** value for MMP-9 is ~8 μM.

CTTHWGFTLC (Disulfide Bridge: Cys1-Cys10) (TFA salt)

Purity: >98%
Clinical Data: No Development Reported
Size: 1 mg, 5 mg, 10 mg

Cyclic MKEY

Cat. No.: HY-P1949

Cyclic MKEY is a synthetic cyclic peptide inhibitor of **CXCL4-CCL5** heterodimer formation, which protects against atherosclerosis and aortic aneurysm formation by mediating inflammation. Cyclic MKEY also protects against stroke-induced brain injury in mice.

CKEYFYTSSKSSNLAVVFYTRC

Purity: >98%
Clinical Data: No Development Reported
Size: 1 mg, 5 mg

Cyclic MKEY TFA

Cat. No.: HY-P1949A

Cyclic MKEY TFA is a synthetic cyclic peptide inhibitor of **CXCL4-CCL5** heterodimer formation, which protects against atherosclerosis and aortic aneurysm formation by mediating inflammation. Cyclic MKEY TFA also protects against stroke-induced brain injury in mice.

CKEYFYTSSKSSNLAVVFYTRC (TFA salt)

Purity: >98%
Clinical Data: No Development Reported
Size: 1 mg, 5 mg

Cyclic nona-L-arginine hydrochloride

Cat. No.: HY-P3193A

Cyclic nona-L-arginine hydrochloride, a nonaarginine peptide used for drug delivery, translocates faster than their linear counterparts.

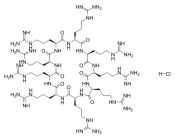

Purity: >98%
Clinical Data: No Development Reported
Size: 1 mg, 5 mg

Cyclic nona-L-arginine TFA

Cat. No.: HY-P3193

Cyclic nona-L-arginine TFA, a nonaarginine peptide used for drug delivery, translocates faster than their linear counterparts.

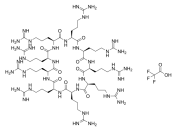

Purity: >98%
Clinical Data: No Development Reported
Size: 1 mg, 5 mg

Cyclic somatostatin

(SRIF-14; Somatostatin-14)

Cat. No.: HY-P0084

Cyclic somatostatin is a growth hormone-release inhibiting factor used in the treatment of severe, acute hemorrhages of gastroduodenal ulcers.

AGCKNFFWKTFTSC(Disulfide bridge: Cys3-Cys14)

Purity: 99.77%
Clinical Data: Launched
Size: 1 mg, 5 mg, 10 mg, 25 mg, 50 mg

Cyclo(-RGDfK)

Cat. No.: HY-P0023

Cyclo(-RGDfK) is a potent and selective inhibitor of the **$\alpha_v\beta_3$** integrin, with an **IC_{50}** of 0.94 nM. Cyclo(-RGDfK) TFA potently targets tumor microvasculature and cancer cells through the specific binding to the αvβ3 integrin on the cell surface.

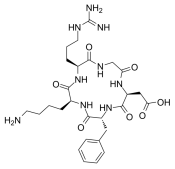

Purity: ≥98.0%
Clinical Data: No Development Reported
Size: 10 mM × 1 mL, 5 mg, 10 mg, 50 mg, 100 mg

Cyclo(-RGDfK) TFA

Cat. No.: HY-P0023A

Cyclo(-RGDfK) TFA is a potent and selective inhibitor of the **$\alpha_v\beta_3$** integrin, with an **IC_{50}** of 0.94 nM. Cyclo(-RGDfK) TFA potently targets tumor microvasculature and cancer cells through the specific binding to the αvβ3 integrin on the cell surface.

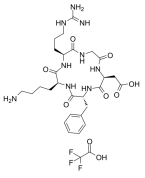

Purity: 99.81%
Clinical Data: No Development Reported
Size: 10 mM × 1 mL, 5 mg, 10 mg, 50 mg

Cyclo(Ala-Glu)

Cat. No.: HY-131110

Cyclo(Ala-Glu) is a cyclic dipeptide.

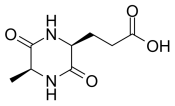

Purity: >98%
Clinical Data: No Development Reported
Size: 1 mg, 5 mg

Cyclo(Gly-Gln)

Cat. No.: HY-131111

Cyclo(Gly-Gln) is a cyclic dipeptide.

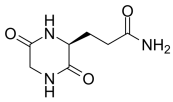

Purity: >98%
Clinical Data: No Development Reported
Size: 1 mg, 5 mg

Cyclo(Gly-Tyr)

Cat. No.: HY-131109

Cyclo(Gly-Tyr) is a cyclic dipeptide.

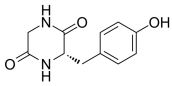

Purity: >98%
Clinical Data: No Development Reported
Size: 1 mg, 5 mg

Cyclo(Phe-Pro)

(Cyclo(phenylalanylprolyl); A-64863)

Cat. No.: HY-P1934

Cyclo(Phe-Pro) (Cyclo(phenylalanylprolyl)), a Vibrio vulnificus quorum-sensing molecule, inhibits retinoic acid-inducible gene-I (RIG-I) polyubiquitination, through its specific interaction with RIG-I, to blunt IRF-3 activation and type-I IFN production.

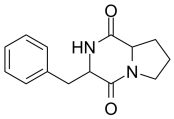

Purity: 98.10%
Clinical Data: No Development Reported
Size: 5 mg, 10 mg, 50 mg

Cyclo(RADfK)

Cat. No.: HY-P0031

Cyclo(RADfK) is a selective α(v)β(3) integrin ligand that has been extensively used for research, therapy, and diagnosis of neoangiogenesis.

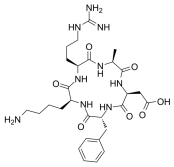

Purity: 98.03%
Clinical Data: No Development Reported
Size: 1 mg

Cyclo(RGDyK)

Cat. No.: HY-100563A

Cyclo(RGDyK) is a potent and selective **$\alpha_v\beta_3$ integrin** inhibitor with an **IC_{50}** of 20 nM.

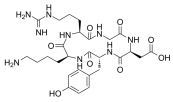

Purity: >98%
Clinical Data: No Development Reported
Size: 1 mg, 5 mg

Cyclo(Tyr-Leu)

Cat. No.: HY-131115

Cyclo(Tyr-Leu) is a cyclic dipeptide.

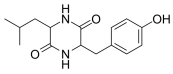

Purity: >98%
Clinical Data: No Development Reported
Size: 1 mg, 5 mg

Cyclosomatostatin

Cat. No.: HY-P1201

Cyclosomatostatin is a potent **somatostatin (SST)** receptor antagonist. Cyclosomatostatin can inhibit somatostatin receptor type 1 (SSTR1) signaling and decreases cell proliferation, ALDH+ cell population size and sphere-formation in colorectal cancer (CRC) cells.

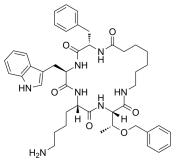

Purity: >98%
Clinical Data: No Development Reported
Size: 1 mg, 5 mg

Cyclosomatostatin TFA

Cat. No.: HY-P1201A

Cyclosomatostatin TFA is a potent **somatostatin (SST)** receptor antagonist. Cyclosomatostatin TFA can inhibit somatostatin receptor type 1 (SSTR1) signaling and decreases cell proliferation, ALDH+ cell population size and sphere-formation in colorectal cancer (CRC) cells.

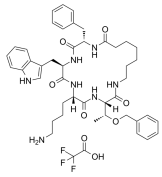

Purity: >98%
Clinical Data: No Development Reported
Size: 1 mg, 5 mg

Cyclosporin A-Derivative 1

Cat. No.: HY-P1355

Cyclosporin A-Derivative 1 is a crystalline intermediate derived from the opening of cyclosporin A extracted from patent WO 2013167703 A1. Cyclosporin A is an immunosuppressive agent which can bind to the cyclophilin and inhibit calcineurin.

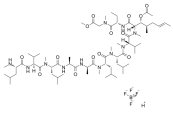

Purity: >98%
Clinical Data: No Development Reported
Size: 1 mg, 5 mg

Cyclosporin A-Derivative 1 Free base

Cat. No.: HY-P1355A

Cyclosporin A-Derivative 1 (Free base) is a crystalline intermediate derived from the opening of cyclosporin A extracted from patent WO 2013167703 A1. Cyclosporin A is an immunosuppressive agent which can bind to the cyclophilin and inhibit calcineurin.

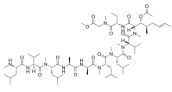

Purity: 99.29%
Clinical Data: No Development Reported
Size: 10 mM × 1 mL, 1 mg, 5 mg

Cyclosporin A-Derivative 2

Cat. No.: HY-P1354

Cyclosporin A-Derivative 2 is a novel derivative from cyclosporin A. Cyclosporin A is an immunosuppressive agent which can bind to the cyclophilin and inhibit calcineurin.

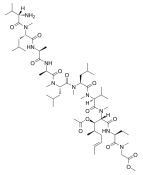

Purity: >98%
Clinical Data: No Development Reported
Size: 1 mg, 5 mg

Cyclosporin D

Cat. No.: HY-W019721

Cyclosporin D, a metabolite of Cyclosporin A, is a weak immunosuppressant. Cyclosporin D is used as internal standard for quantification of Cyclosporin A.

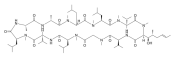

Purity: >98%
Clinical Data: No Development Reported
Size: 1 mg, 5 mg

Cyclosporin H

Cat. No.: HY-P1122

Cyclosporin H is a selective and potent inhibitor of **FPR-1 (formyl peptide receptor 1)**. Cyclosporin H, a **viral transduction** enhancer, increases lentiviral transduction up to 10-fold in human cord blood-derived hematopoietic stem and progenitor cells (HSPCs).

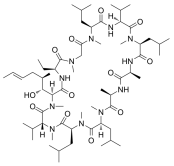

Purity: 99.17%
Clinical Data: No Development Reported
Size: 5 mg, 10 mg

Cyclotraxin B

Cat. No.: HY-P1178

Cyclotraxin B, a cyclic peptide, is a highly potent and selective **TrkB** inhibitor without altering the binding of BDNF. Cyclotraxin B non-competitively inhibits BDNF-induced **TrkB** activity with an $\mathbf{IC_{50}}$ of 0.30 nM.

CNPMGYTKEGC (Disulfide bridge:Cys_1-Cys_{11})

Purity: >98%
Clinical Data: No Development Reported
Size: 1 mg, 5 mg

Cyclotraxin B TFA

Cat. No.: HY-P1178A

Cyclotraxin B TFA, a cyclic peptide, is a highly potent and selective **TrkB** inhibitor without altering the binding of BDNF. Cyclotraxin B TFA non-competitively inhibits BDNF-induced **TrkB** activity with an $\mathbf{IC_{50}}$ of 0.30 nM.

CNPMGYTKEGC (Disulfide bridge:Cys_1-Cys_{11}) (TFA salt)

Purity: >98%
Clinical Data: No Development Reported
Size: 1 mg, 5 mg

CYN 154806

Cat. No.: HY-P1202

CYN 154806, a cyclic octapeptide, is a potent and selective **somatostatin sst2 receptor** antagonist, with $\mathbf{pIC_{50}}$ values of 8.58, 5.41, 6.07, 5.76 and 6.48 for human recombinant sst2, sst1, sst3, sst4 and sst5 receptors respectively.

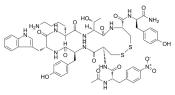

Purity: >98%
Clinical Data: No Development Reported
Size: 1 mg, 5 mg, 10 mg

CYN 154806 TFA

Cat. No.: HY-P1202A

CYN 154806 TFA, a cyclic octapeptide, is a potent and selective **somatostatin sst2** receptor antagonist, with $\mathbf{pIC_{50}}$ values of 8.58, 5.41, 6.07, 5.76 and 6.48 for human recombinant sst2, sst1, sst3, sst4 and sst5 receptors respectively.

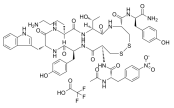

Purity: 99.97%
Clinical Data: No Development Reported
Size: 1 mg, 5 mg, 10 mg

Cys-TAT(47-57)

(Cys-[HIV-Tat (47-57)])

Cat. No.: HY-P1801

Cys-TAT(47-57) (Cys-[HIV-Tat (47-57)]) is an arginine rich cell penetrating peptide derived from the HIV-1 transactivating protein.

CYGRKKRRQRRR-NH_2

Purity: >98%
Clinical Data: No Development Reported
Size: 1 mg, 5 mg

CysHHC10

Cat. No.: HY-P1978

CysHHC10 is a synthetic antimicrobial peptide (AMP), and exhibits strong anti-microbial properties against both Gram-positive and Gram-negative **bacteria**. The MIC values of CysHHC10 against **E. coli**, **P. aeruginosa**, **S. aureus** and **S.**.

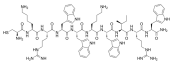

Purity: >98%
Clinical Data: No Development Reported
Size: 1 mg, 5 mg

CysHHC10 TFA

Cat. No.: HY-P1978A

CysHHC10 TFA is a synthetic antimicrobial peptide (AMP), and exhibits strong anti-microbial properties against both Gram-positive and Gram-negative **bacteria**. The MIC values of CysHHC10 TFA against **E. coli**, **P. aeruginosa**, **S. aureus** and **S.**.

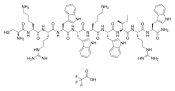

Purity: >98%
Clinical Data: No Development Reported
Size: 1 mg, 5 mg

Cytochrome c-pigeon (88-104)

(PCC 88-104)

Cat. No.: HY-P1089

Cytochrome c-pigeon (88-104) (PCC 88-104) has full stimulatory activity for pigeon cytochrome c-primed T cells from B10.A mice. The I-E^k-restricted T cell response to Cytochrome c pigeon (pcyt c) is specific for the COOH-terminal sequence 88-104.

KAERADLIAYLKQATAK

Purity: >98%
Clinical Data: No Development Reported
Size: 1 mg, 5 mg

D-3

Cat. No.: HY-P2286

D-3, a phosphorpeptide, is an efficient, simple, and specific iPSC-eliminating agent.

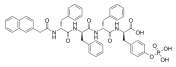

Purity: >98%
Clinical Data: No Development Reported
Size: 1 mg, 5 mg

D-Ala-Lys-AMCA hydrochloride

Cat. No.: HY-111956B

D-Ala-Lys-AMCA hydrochloride is a known **proton-coupled oligopeptide transporter 1 (PEPT1)** substrate that emits blue fluorescence. D-Ala-Lys-AMCA hydrochloride may be transported into liver cancer cells and Caco-2 cells based on fluorescence analysis.

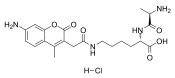

Purity: 99.60%
Clinical Data: No Development Reported
Size: 10 mM × 1 mL, 5 mg, 10 mg, 25 mg, 50 mg, 100 mg

D-JBD19

Cat. No.: HY-P2243

D-JBD19 is a non-permeable peptide. D-JBD19 has neuroprotective effects.

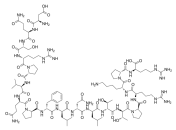

Purity: 99.84%
Clinical Data: No Development Reported
Size: 5 mg, 10 mg, 50 mg

D-JBD19 TFA

Cat. No.: HY-P2243A

D-JBD19 TFA is a non-permeable peptide. D-JBD19 TFA has neuroprotective effects.

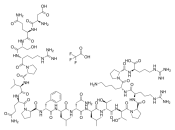

Purity: >98%
Clinical Data: No Development Reported
Size: 1 mg, 5 mg

D-Lys(Z)-Pro-Arg-pNA

(Chromozym Pca)

Cat. No.: HY-P0021

D-Lys(Z)-Pro-Arg-pNA (Chromozym Pca) is a luminescent substrate of activated protein C (APC).

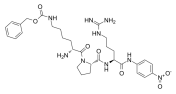

Purity: >98%
Clinical Data: No Development Reported
Size: 1 mg, 5 mg

D-Lys(Z)-Pro-Arg-pNA diacetate

(Spectrozyme PCa; Chromozym Pca diacetate)

Cat. No.: HY-P0021A

D-Lys(Z)-Pro-Arg-pNA diacetate (Spectrozyme PCa) is a chromogenic substrate.

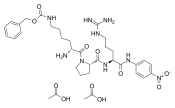

Purity: 95.82%
Clinical Data: No Development Reported
Size: 5 mg, 10 mg, 50 mg

D-γ-Glutamyl-D-glutamic acid

Cat. No.: HY-118090A

D-γ-Glutamyl-D-glutamic acid is a poly(γ-glutamic acid) of clusters of D- and D-glutamic acid repeating units in a linear chain.

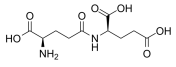

Purity: >98%
Clinical Data: No Development Reported
Size: 1 mg, 5 mg

DA-JC4

Cat. No.: HY-P3255

DA-JC4 is a dual **GLP-1/GIP receptor** agonist and can be used for the research of neurological disease and insulin signaling pathways.

γ-(aminoisobutyric acid)-EGTFTSDYSIYLDKIAA-(aminoisobutyric acid)-EFVNWLLAQGPESQAPPPSKKKKK-NH_2

Purity: 96.57%
Clinical Data: No Development Reported
Size: 5 mg

Dabcyl-KTSAVLQSGFRKME-Edans TFA

Cat. No.: HY-P2295

Dabcyl-KTSAVLQSGFRKME-Edans TFA is a fluorogenic peptide. Dabcyl-KTSAVLQSGFRKME-Edans TFA is used as the substrate to measure the enzymatic activities of protease forms. Dabcyl-KTSAVLQSGFRKME-Edans TFA has the potential for study 2019-nCoV (COVID-19) infection.

Dabcyl-KTSAVLQSGFRKME-Edans (TFA salt)

Purity: 99.48%
Clinical Data: No Development Reported
Size: 5 mg

DAMGO

Cat. No.: HY-P0210

DAMGO is a **μ-opioid receptor** (**μ-OPR**) selective agonist with a K_d of 3.46 nM for native μ-OPR.

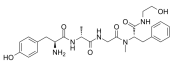

Purity: 99.61%
Clinical Data: No Development Reported
Size: 10 mM × 1 mL, 1 mg, 5 mg, 10 mg, 25 mg

DAMGO (TFA)

Cat. No.: HY-P0210B

DAMGO TFA is a **μ-opioid receptor** (**μ-OPR**) selective agonist with a K_d of 3.46 nM for native μ-OPR.

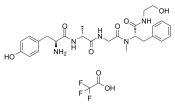

Purity: 99.32%
Clinical Data:
Size: 10 mM × 1 mL, 1 mg, 5 mg, 10 mg, 25 mg

DAPK Substrate Peptide

Cat. No.: HY-P1344

DAPK Substrate Peptide is a synthetic peptide substrate for death associated protein kinase (DAPK), with a K_m of 9 μM.

KKRPQRRYSNVF

Purity: >98%
Clinical Data: No Development Reported
Size: 1 mg, 5 mg

DAPK Substrate Peptide TFA

Cat. No.: HY-P1344A

DAPK Substrate Peptide TFA is a synthetic peptide substrate for death associated protein kinase (DAPK), with a K_m of 9 μM.

KKRPQRRYSNVF (TFA salt)

Purity: 99.33%
Clinical Data: No Development Reported
Size: 5 mg, 10 mg

DAPTA

(D-Ala-peptide T-amide; Adaptavir)

Cat. No.: HY-P1034

DAPTA is a synthetic peptide, functions as a viral entry inhibitor by targeting selectively **CCR5**, and shows potent anti-HIV activities.

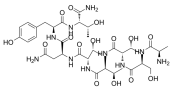

Purity: 95.16%
Clinical Data: Phase 2
Size: 1 mg, 5 mg, 10 mg, 25 mg

Davunetide

Cat. No.: HY-105066

Davunetide is an eight amino acid snippet derived from activity-dependent neuroprotective protein (ADNP), a neurotrophic factor that exists in the mammalian CNS. Davunetide possesses neuroprotective, neurotrophic and cognitive protective roperties.

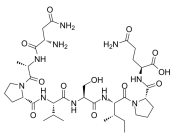

Purity: >98%
Clinical Data: No Development Reported
Size: 1 mg, 5 mg

Defensin HNP-1 human

Cat. No.: HY-P2310

Defensin HNP-1 human is a Human neutrophil peptides (HNPs), involved in endothelial cell dysfunction at the time of early atherosclerotic development.Defensin HNP-1 human can regulate the growth of atherosclerosis.

ACYCRIPACIAGERRYGTCIYQGRLWAFCC

Purity: >98%
Clinical Data: No Development Reported
Size: 1 mg, 5 mg

Defensin HNP-2 human

Cat. No.: HY-P2311

Defensin HNP-2 human is an endogenous **antibiotic** peptide and monocyte chemotactic peptide produced by human neutrophils.

CYCRIPACIAGERRYGTCIYQGRLWAFCC

Purity: >98%
Clinical Data: No Development Reported
Size: 1 mg, 5 mg

Delcasertib

(KAI-9803; BMS-875944)

Cat. No.: HY-106262

Delcasertib (KAI-9803) is a potent and selective δ-protein kinase C (**δPKC**) inhibitor. Delcasertib (KAI-9803) could ameliorate injury associated with ischemia and reperfusion in animal models of acute myocardial infarction (MI).

Sequence 1:Cys-Tyr-Gly-Arg-Lys-Lys-Arg-Arg-Gln-Arg-Arg-Arg;
Sequence 1:Ser-Phe-Asn-Ser-Tyr-Glu-Leu-Gly-Ser-Leu
(Disulfide bridge:Cys1-Cys6)

Purity: 98.21%
Clinical Data: Phase 2
Size: 5 mg, 10 mg, 25 mg, 50 mg

Delcasertib hydrochloride

(KAI-9803 hydrochloride; BMS-875944 hydrochloride)

Cat. No.: HY-106262B

Delcasertib (KAI-9803) hydrochloride is a potent and selective δ-protein kinase C (**δPKC**) inhibitor. Delcasertib (KAI-9803) hydrochloride could ameliorate injury associated with ischemia and reperfusion in animal models of acute myocardial infarction (MI).

Sequence 1:Cys-Tyr-Gly-Arg-Lys-Lys-Arg-Arg-Gln-Arg-Arg-Arg;
Sequence 1:Ser-Phe-Asn-Ser-Tyr-Glu-Leu-Gly-Ser-Leu
(Disulfide bridge:Cys1-Cys6) (HCl salt)

Purity: 98.11%
Clinical Data: No Development Reported
Size: 5 mg, 10 mg

Delparantag

(PMX-60056) **Cat. No.:** HY-105240

Delparantag (PMX-60056) is a salicylamide derivative and an effective unfractionated heparin (UFH) and low molecular weight heparin (LMWH) reversing agent. Delparantag shows ability to neutralize the anticoagulation and bleeding effects of UFH and LMWH.

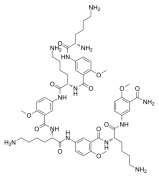

Purity: >98%
Clinical Data: No Development Reported
Size: 1 mg, 5 mg

Deltorphin 2 TFA

([D-Ala2]-Deltorphin II TFA) **Cat. No.:** HY-P1013A

Deltorphin 2 TFA is a selective peptide agonist for the **δ opioid receptor**.

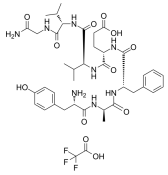

Purity: 98.11%
Clinical Data: No Development Reported
Size: 1 mg

Dentonin

(AC-100) **Cat. No.:** HY-P2633

Dentonin (AC-100) is a synthetic fragment derived from MEPE. Dentonin enhances osteogenesis by promoting osteoprogenitor adhesion and facilitates immature adherent cells survival. Dentonin has no significant effect to mature osteoblasts.

TDLQERGDNDISPFSGDGQPFKD

Purity: >98%
Clinical Data: No Development Reported
Size: 1 mg, 5 mg

Dentonin TFA

(AC-100 TFA) **Cat. No.:** HY-P2633A

Dentonin TFA (AC-100 TFA) is a synthetic fragment derived from MEPE. Dentonin TFA enhances osteogenesis by promoting osteoprogenitor adhesion and facilitates immature adherent cells survival. Dentonin TFA has no significant effect to mature osteoblasts.

TDLQERGDNDISPFSGDGQPFKD (TFA salt)

Purity: >98%
Clinical Data: No Development Reported
Size: 1 mg, 5 mg

Dermaseptin

Cat. No.: HY-P0263

Dermaseptin, a peptide isolated from frog skin, exhibits potent **antimicrobial** activity against bacteria, fungi, and protozoa at micromolar concentration.

ALWKTMLKKLGTMALHAGKAALGAAADTISQGTQ

Purity: >98%
Clinical Data: No Development Reported
Size: 500 μg, 1 mg, 5 mg

Dermaseptin TFA

Cat. No.: HY-P0263A

Dermaseptin TFA, a peptide isolated from frog skin, exhibits potent **antimicrobial** activity against bacteria, fungi, and protozoa at micromolar concentration.

ALWKTMLKKLGTMALHAGKAALGAAADTISQGTQ (TFA salt)

Purity: 95.56%
Clinical Data: No Development Reported
Size: 1 mg, 5 mg, 10 mg

Dermorphin

Cat. No.: HY-P0244

Dermorphin is a natural heptapeptide **μ-opioid receptor** (**MOR**) agonist found in amphibian skin. Inhibition of neuropathic pain.

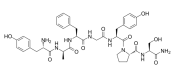

Purity: 99.64%
Clinical Data: No Development Reported
Size: 10 mM × 1 mL, 1 mg, 5 mg, 10 mg, 25 mg

Dermorphin Analog

Cat. No.: HY-P1577

Dermorphin Analog is an analog of Dermorphin. Dermorphin is a natural heptapeptide **μ-opioid receptor** agonist found in amphibian skin.

Y-d-RF-Sar-YPS-NH_2

Purity: >98%
Clinical Data: No Development Reported
Size: 1 mg, 5 mg, 10 mg

des-Gln14-Ghrelin

Cat. No.: HY-P1366

des-Gln14-Ghrelin is a second endogenous ligand for the growth hormone secretagogue receptor. a). des-Gln14-ghrelin potently induces increases in $[Ca^{2+}]i$ in CHO-GHSR62 cells, with an EC_{50} of 2.4 nM.

GSS(OCT)FLSPEHQKAQRKESKKPPAKLQPR

Purity: >98%
Clinical Data: No Development Reported
Size: 1 mg, 5 mg

des-Gln14-Ghrelin TFA

Cat. No.: HY-P1366A

des-Gln14-Ghrelin TFA is a second endogenous ligand for the growth hormone secretagogue receptor. a). des-Gln14-ghrelin potently induces increases in $[Ca^{2+}]i$ in CHO-GHSR62 cells, with an EC_{50} of 2.4 nM.

GSS(OCT)FLSPEHQKAQRKESKKPPAKLQPR (TFA salt)

Purity: >98%
Clinical Data: No Development Reported
Size: 1 mg, 5 mg

Destruxin A

Cat. No.: HY-N6689

Destruxin A (DA) is a cyclo-peptidic mycotoxin from the entomopathogenic fungus Metarhizium anisopliae, with insecticidal, anti-viral and antiproliferative activities.

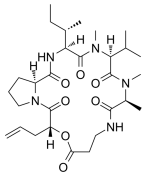

Purity: 96.77%
Clinical Data: No Development Reported
Size: 1 mg

Didemnin B

Cat. No.: HY-105055

Didemnin B is a depsipeptide extracted from the marine tunicate Trididemnin cyanophorum. Didemnin B can be used for the research of cancer.

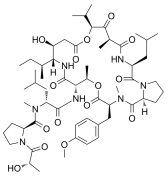

Purity: >98%
Clinical Data: No Development Reported
Size: 1 mg, 5 mg

Difelikefalin

(CR-845; FE-202845)

Cat. No.: HY-17609

Difelikefalin (CR-845; FE-202845) is a peripherally restricted and selective agonist of **kappa opioid receptor (KOR)**. Difelikefalin produces anti-inflammatory effects and has the potential in modulating pruritus in conditions such as chronic kidney disease.

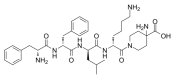

Purity: 99.65%
Clinical Data: Phase 3
Size: 10 mM × 1 mL, 5 mg

Difopein TFA

Cat. No.: HY-P1380A

Difopein (TFA), a specific and competitive inhibitor of **14-3-3 protein** (a highly conserved eukaryotic regulatory molecule), blocking the ability of 14-3-3 to bind to target proteins and inhibits 14-3-3/Ligand interactions.

Purity: >98%
Clinical Data: No Development Reported
Size: 1 mg, 5 mg

Diprotin A TFA

(Ile-Pro-Ile TFA)

Cat. No.: HY-111174A

Diprotin A TFA (Ile-Pro-Ile TFA) is an inhibitor of dipeptidyl peptidase IV **(DPP-IV)**.

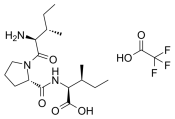

Purity: 98.80%
Clinical Data: No Development Reported
Size: 10 mM × 1 mL, 5 mg, 10 mg, 25 mg, 50 mg

Disitertide TFA

(P144 TFA)

Cat. No.: HY-P0118A

Disitertide (P144) TFA is a peptidic **transforming growth factor-beta 1 (TGF-β1)** inhibitor specifically designed to block the interaction with its receptor. Disitertide (P144) TFA is also a **PI3K** inhibitor and an **apoptosis** inducer.
.

TSLDASIIWAMMQN (TFA salt)

Purity: 96.40%
Clinical Data: No Development Reported
Size: 1 mg, 5 mg

DLPLTFGGGTK TFA

Cat. No.: HY-P3207A

DLPLTFGGGTK (TFA) is a surrogate peptide for pembrolizumab identification.

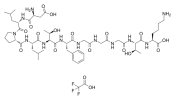

Purity: >98%
Clinical Data: No Development Reported
Size: 10 mg

Dolastatin 10

(DLS 10; NSC 376128)

Cat. No.: HY-15580

Dolastatin 10 (DLS 10) is a potent antimitotic peptide that inhibits **tubulin** polymerization.

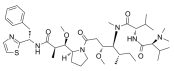

Purity: 98.52%
Clinical Data: Phase 2
Size: 1 mg, 5 mg

Dolastatin 15

(DLS 15)

Cat. No.: HY-P1126

Dolastatin 15 (DLS 15), a depsipeptide derived from Dolabella auricularia, is a potent **antimitotic** agent structurally related to the antitubulin agent Dolastatin 10. Dolastatin 15 induces cell cycle arrest and apoptosis in multiple myeloma cells.

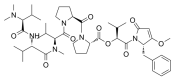

Purity: >98%
Clinical Data: No Development Reported
Size: 1 mg, 5 mg

DOTATATE

Cat. No.: HY-106244

DOTATATE is a DOTA-conjugated peptide. DOTATATE can be labelled with radionuclides for positron emission tomography (PET) imaging and peptide receptor radionuclide therapy (PRRT).

{D-Phe}-CY-{D-Trp}-KTCT (Disulfide bridge:Cys_2-Cys_7)

Purity: >98%
Clinical Data: Phase 2
Size: 1 mg, 5 mg

DPC-AJ1951

Cat. No.: HY-P1418

DPC-AJ1951, a 14 amino acid peptide that acts as a potent agonist of the parathyroid hormone (**PTH**)/PTH-related peptide receptor (PPR). And characterized the activity of DPC-AJ1951 in ex vivo and in vivo assays of bone resorption.

{Aib}V{Aib}EIQL{Nle}HQRAKY-NH_2

Purity: >98%
Clinical Data: No Development Reported
Size: 1 mg, 5 mg

DPC-AJ1951 TFA

Cat. No.: HY-P1418A

DPC-AJ1951 TFA, a 14 amino acid peptide that acts as a potent agonist of the parathyroid hormone (**PTH**)/PTH-related peptide receptor (PPR). And characterized the activity of DPC-AJ1951 TFA in ex vivo and in vivo assays of bone resorption.

{Aib}V{Aib}EIQL{Nle}HQRAKY-NH_2 (TFA salt)

Purity: >98%
Clinical Data: No Development Reported
Size: 1 mg, 5 mg

DPDPE

Cat. No.: HY-P1334

DPDPE, an opioid peptide, is a selective **δ-opioid receptor (DOR)** agonist with anticonvulsant effects.

Y{Pen}GF{Pen} (Disulfide bridge:Pen_2-Pen_5)

Purity: >98%
Clinical Data: No Development Reported
Size: 1 mg, 5 mg

DPDPE TFA

Cat. No.: HY-P1334A

DPDPE TFA, an opioid peptide, is a selective **δ-opioid receptor (DOR)** agonist with anticonvulsant effects.

Y{Pen}GF{Pen} (Disulfide bridge:Pen2-Pen5) (TFA salt)

Purity: >98%
Clinical Data: No Development Reported
Size: 1 mg, 5 mg

DSTYSLSSTLTLSK

Cat. No.: HY-P3203

DSTYSLSSTLTLSK is a generic human peptide and can be used for infliximab quantitative detection. Infliximab (Avakine) is a chimeric monoclonal IgG1 antibody that specifically binds to TNF-α.

DSTYSLSSTLTLSK

Purity: >98%
Clinical Data: No Development Reported
Size: 1 mg, 5 mg

DSTYSLSSTLTLSK TFA

Cat. No.: HY-P3203A

DSTYSLSSTLTLSK TFA is a generic human peptide and can be used for infliximab quantitative detection. Infliximab (Avakine) is a chimeric monoclonal IgG1 antibody that specifically binds to TNF-α.

DSTYSLSSTLTLSK (TFA salt)

Purity: >98%
Clinical Data: No Development Reported
Size: 5 mg, 10 mg

DTP3 TFA

Cat. No.: HY-100538A

DTP3 TFA is a potent and selective **GADD45β/MKK7 (growth arrest and DNA-damage-inducible β/mitogen-activated protein kinase kinase 7)** inhibitor. DTP3 TFA targets an essential, cancer-selective cell-survival module downstream of the NF-κB pathway.

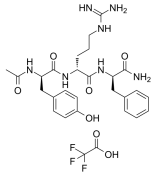

Purity: 98.75%
Clinical Data: No Development Reported
Size: 10 mM × 1 mL, 5 mg, 10 mg, 25 mg, 50 mg, 100 mg

Dusquetide

(SGX942)

Cat. No.: HY-P2076

Dusquetide (SGX942) is a first-in-class **innate defense regulator (IDR)**. Dusquetide modulates the innate immune response to both PAMPs and DAMPs by binding to p62. Dusquetide shows activity in both reducing inflammation and increasing clearance of bacterial infection.

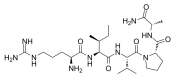

Purity: >98%
Clinical Data: No Development Reported
Size: 1 mg, 5 mg

DX600 TFA

Cat. No.: HY-P2222

DX600 TFA is an **ACE2** specific inhibitor, and do not cross-react with ACE.

Ac-GDYSHCSPLRYPWKCTYPDPEGGG-NH_2 (TFA salt)

Purity: 99.40%
Clinical Data: No Development Reported
Size: 1 mg, 5 mg, 10 mg

Dynamin inhibitory peptide

Cat. No.: HY-P1083

Dynamin inhibitory peptide competitively blocks binding of **dynamin** to amphiphysin, thus preventing endocytosis. Dynamin inhibitory peptide blocks the dopamine D3 effect on GABAA receptors.

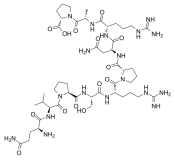

Purity: >98%
Clinical Data: No Development Reported
Size: 1 mg, 5 mg

Dynamin inhibitory peptide TFA

Cat. No.: HY-P1083A

Dynamin inhibitory peptide TFA competitively blocks binding of **dynamin** to amphiphysin, thus preventing endocytosis. Dynamin inhibitory peptide TFA blocks the dopamine D_3 effect on $GABA_A$ receptors.

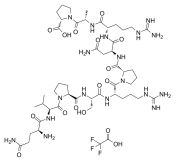

Purity: >98%
Clinical Data: No Development Reported
Size: 1 mg, 5 mg

DynaMin inhibitory peptide, myristoylated

Cat. No.: HY-P1369

DynaMin inhibitory peptide, myristoylated is a **DynaMin** inhibitor to interfere with the binding of amphiphysin with dynamin. DynaMin inhibitory peptide, myristoylated is a membrane-permeant form of the peptide that prevents endocytosis.

Myristoyl-QVPSRPNRAP-NH_2

Purity: >98%
Clinical Data: No Development Reported
Size: 5 mg, 10 mg, 25 mg

DynaMin inhibitory peptide, myristoylated TFA

Cat. No.: HY-P1369A

DynaMin inhibitory peptide, myristoylated TFA is a **DynaMin** inhibitor to interfere with the binding of amphiphysin with dynamin. DynaMin inhibitory peptide, myristoylated TFA is a membrane-permeant form of the peptide that prevents endocytosis.

Myristoyl-QVPSRPNRAP-NH_2 (TFA salt)

Purity: >98%
Clinical Data: No Development Reported
Size: 1 mg, 5 mg

Dynorphin A

Cat. No.: HY-P1333

Dynorphin A, an endogenous opioid peptide, is a highy potent **kappa opioid receptor (KOR)** activator. Dynorphin A also serve as an agonist for other opioid receptors, such as mu (MOR) and delta (DOR).

YGGFLRRIRPKLKWDNQ

Purity: 98.59%
Clinical Data: No Development Reported
Size: 1 mg, 5 mg, 10 mg

Dynorphin A (1-10)

Cat. No.: HY-P1594

Dynorphin A (1-10) an endogenous opioid neuropeptide, binds to extracellular loop 2 of the **κ-opioid receptor**. Dynorphin A (1-10) also blocks **NMDA**-activated current with an IC_{50} of 42.0 μM.

YGGFLRRIRP

Purity: >98%
Clinical Data: No Development Reported
Size: 1 mg, 5 mg

Dynorphin A (1-10) (TFA)

Cat. No.: HY-P1594A

Dynorphin A (1-10) (TFA), an endogenous opioid neuropeptide, binds to extracellular loop 2 of the **κ-opioid receptor**. Dynorphin A (1-10) (TFA) also blocks **NMDA**-activated current with an IC_{50} of 42.0 μM.

YGGFLRRIRP (TFA salt)

Purity: 99.43%
Clinical Data: No Development Reported
Size: 1 mg, 5 mg, 10 mg

Dynorphin A (1-8)

Cat. No.: HY-P2159

Dynorphin A (1-8) is the predominant opioid peptide identified in placental tissue extracts. Dynorphin A (1-8) is the most likely natural ligand of the **kappa** receptor. The binding of 3H-Bremazocine to the purified kappa receptor is inhibited by Dynorphin A (1-8) (IC_{50}=303 nM).

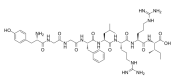

Purity: >98%
Clinical Data: No Development Reported
Size: 1 mg, 5 mg

Dynorphin A TFA

Cat. No.: HY-P1333A

Dynorphin A TFA, an endogenous opioid peptide, is a highy potent **kappa opioid receptor (KOR)** activator. Dynorphin A TFA also serve as an agonist for other opioid receptors, such as mu (MOR) and delta (DOR).

YGGFLRRIRPKLKWDNQ (TFA salt)

Purity: >98%
Clinical Data: No Development Reported
Size: 1 mg, 5 mg

Dynorphin B (1-13)

Cat. No.: HY-P1337

Dynorphin B (1-13) acts as an agonist on **opioid κ-receptor**.

YGGFLRRQFKVVT

Purity: >98%
Clinical Data: No Development Reported
Size: 1 mg, 5 mg

Dynorphin B (1-13) (TFA)

Cat. No.: HY-P1337A

Dynorphin B (1-13) TFA acts as an agonist on **opioid κ-receptor**.

YGGFLRRQFKVVT (TFA salt)

Purity: 98.98%
Clinical Data: No Development Reported
Size: 1 mg, 5 mg, 10 mg

d[Cha4]-AVP

Cat. No.: HY-P1390

d[Cha4]-AVP is a potent and selective **vasopressin (AVP) V1b receptor** agonist with a K_i of 1.2 nM for **human V1b receptor**. d[Cha4]-AVP shows more selective for V1b receptor than human V1a receptor, V2 receptor, and oxytocin receptors.

{Mpa}YF{Cha}NCPRG-NH_2 (Disulfide bridge:Mpa_1-Cys_6)

Purity: >98%
Clinical Data: No Development Reported
Size: 1 mg, 5 mg

d[Cha4]-AVP TFA

Cat. No.: HY-P1390A

d[Cha4]-AVP TFA is a potent and selective **vasopressin (AVP) V1b receptor** agonist with a K_i of 1.2 nM for **human V1b receptor**. d[Cha4]-AVP TFA shows more selective for V1b receptor than human V1a receptor, V2 receptor, and oxytocin receptors.

(Mpa)YF(Cha)NCPRG-NH_2 (Disulfide bridge:Mpa_1-Cys_6) (TFA salt)

Purity: >98%
Clinical Data: No Development Reported
Size: 1 mg, 5 mg

D[LEU4,LYS8]-VP

Cat. No.: HY-P1163

D[LEU4,LYS8]-VP is a selective agonist of **vasopressin V_{1b} receptor**, with the **K_is** of 0.16 nM, 0.52 nM, and 0.1.38 nM for rat, human and mouse **V_{1b}** receptor, respectively. D[LEU4,LYS8]-VP has weak antidiuretic, vasopressor, and in vitro oxytocic activities.

(Mpa)-YFLNCPKG-NH_2 (Disulfide bridge:Mpa_1-Cys_6)

Purity: >98%
Clinical Data: No Development Reported
Size: 1 mg, 5 mg

D[LEU4,LYS8]-VP TFA

Cat. No.: HY-P1163A

D[LEU4,LYS8]-VP TFA is a selective agonist of **vasopressin V_{1b} receptor**, with the **K_is** of 0.16 nM, 0.52 nM, and 0.1.38 nM for rat, human and mouse **V_{1b}** receptor, respectively. D[LEU4,LYS8]-VP TFA has weak antidiuretic, vasopressor, and in vitro oxytocic activities.

(Mpa)-YFLNCPKG-NH_2 (Disulfide bridge:Mpa_1-Cys_6) (TFA salt)

Purity: 98.16%
Clinical Data: No Development Reported
Size: 5 mg, 10 mg

Echistatin

Cat. No.: HY-P1189

Echistatin, the smallest active RGD protein belonging to the family of disintegrins that are derived from snake venoms, is a potent inhibitor of **platelet aggregation**. Echistatin is a potent inhibitor of **bone resorption** in culture.

Purity: >98%
Clinical Data: No Development Reported
Size: 1 mg, 5 mg

Echistatin TFA

Cat. No.: HY-P1189A

Echistatin TFA, the smallest active RGD protein belonging to the family of disintegrins that are derived from snake venoms, is a potent inhibitor of **platelet aggregation**. Echistatin is a potent inhibitor of **bone resorption** in culture.

Purity: 95.13%
Clinical Data: No Development Reported
Size: 1 mg, 5 mg

EGF Receptor Substrate 2 Phospho-Tyr5

Cat. No.: HY-P0320

EGF Receptor Substrate 2 (Phospho-Tyr5) is a biologically active peptide derived from an autophosphorylation site (Tyr^{992}) of epidermal growth factor receptor (EGFR).

DADE-pY-LIPQQG

Purity: 98.70%
Clinical Data: No Development Reported
Size: 1 mg, 5 mg, 10 mg

EGFR Protein Tyrosine Kinase Substrate

Cat. No.: HY-P2503

EGFR Protein Tyrosine Kinase Substrate is a EGFR protein tyrosine kinase substrate.

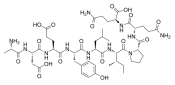

Purity: >98%
Clinical Data: No Development Reported
Size: 1 mg, 5 mg

EGFRvIII peptide (PEPvIII)

Cat. No.: HY-P1828

EGFRvIII peptide (PEPvIII) is a tumor-specific mutation that is widely expressed in glioblastoma multiforme (GBM) and other neoplasms and its expression enhances tumorigenicity. EGFRvIII peptide represents a truly tumor-specific target for antitumor immunotherapy.

LEEKKGNYVVTDHC

Purity: >98%
Clinical Data: No Development Reported
Size: 1 mg, 5 mg

Egg Laying Hormone, aplysia

Cat. No.: HY-P1833

Egg Laying Hormone, aplysia is a neuropeptide synthesized by the bag cell neurons, which contains 36 amino acids and can stimulate egglaying and ovulation in Aplysia via electrical discharge triggering of neurons.

ISINQDLKAITDMILTEQIRERQRYLADLRQRLLEK-NH_2

Purity: >98%
Clinical Data: No Development Reported
Size: 1 mg, 5 mg

ELA RR>GG
(ELA-32 negative control)

Cat. No.: HY-P2250

ELA RR>GG (ELA-32 negative control), an ELABELA (ELA-32 human) mutant peptide, is inactive. ELA RR>GG is a negative control for ELABELA (HY-P2196).

QRPVNLTMGGKLRKHNCLQRRCMPLHSRVPFP (Disulfide bridge: Cys17-Cys22)

Purity: >98%
Clinical Data: No Development Reported
Size: 1 mg, 5 mg

ELA-11(human)

Cat. No.: HY-P2197

ELA-11(human), a peptide, is a full agonist of **human apelin receptor**, with a **pK$_i$** of 7.85. ELA-11(human) completely inhibits Forskolin-induced cAMP production and stimulates β-arrestin recruitment.

CMPLHSRVPFP

Purity: >98%
Clinical Data: No Development Reported
Size: 1 mg, 5 mg

ELA-11(human) TFA

Cat. No.: HY-P2197A

ELA-11(human) TFA is a high affinity apelin receptor agonist (K_i=14 nM). ELA-11(human) TFA is a bioactive fragment of ELA-32. ELA-11(human) TFA inhibits forskolin-induced cAMP production and stimulates β-arrestin recruitment in vitro.

CMPLHSRVPFP (TFA salt)

Purity: >98%
Clinical Data: No Development Reported
Size: 1 mg, 5 mg

ELA-14 negative control

Cat. No.: HY-P2248

ELA-14 negative control, a peptide, is inactive. ELA-14 negative control is a negative control for ELA-14.

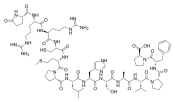

Purity: >98%
Clinical Data: No Development Reported
Size: 1 mg, 5 mg

ELA-21 (human)

Cat. No.: HY-P2249

ELA-21 (human) is an **apelin receptor** agonist with a **pK$_i$** of 8.52. ELA-21 (human) completely inhibits Forskolin-induced cAMP production and stimulates β-arrestin recruitment with subnanomolar potencies. ELA-21 (human) is an agonist in G-protein-dependent and -independent pathways.

LRKHNCLQRRCMPLHSRVPFP (Disulfide bridge: Cys6-Cys11)

Purity: >98%
Clinical Data: No Development Reported
Size: 1 mg, 5 mg

ELA-32(human)

Cat. No.: HY-P2196

ELA-32 (human) is a potent critical cardiac developmental peptide that acts through the G-protein–coupled apelin receptor.

QRPVNLTMRRKLRKHNCLQRRCMPLHSRVPFP (Disulfide bridge: Cys_{17}-Cys_{22})

Purity: >98%
Clinical Data: No Development Reported
Size: 1 mg, 5 mg

ELA-32(human) TFA

Cat. No.: HY-P2196A

ELA-32(human) TFA is a potent, high affinity apelin receptor agonist (IC_{50}=0.27 nM; K_d=0.51 nM). ELA-32(human) TFA exhibits no binding GPR15 and GPR25.

QRPVNLTMRRKLRKHNCLQRRCMPLHSRVPFP (Disulfide bridge: Cys_{17}-Cys_{22}) (TFA salt)

Purity: >98%
Clinical Data: No Development Reported
Size: 1 mg, 5 mg

Elabela(19-32)

Cat. No.: HY-P2106

Elabela(19-32) is an active fragment of ELABELA (ELA) that binds to apelin receptor (APJ). Elabela(19-32) activates the **$G_{\alpha i1}$** and **β-arrestin-2** signaling pathways with **EC_{50}**s of 8.6 nM and 166 nM.

{Glp}RRCMPLHSRVPFP

Purity: 98.10%
Clinical Data: No Development Reported
Size: 1 mg, 5 mg

Elabela(19-32) TFA

Cat. No.: HY-P2106A

Elabela(19-32) TFA is an active fragment of ELABELA (ELA) that binds to apelin receptor (APJ). Elabela(19-32) TFA activates the **$G_{\alpha i1}$** and **β-arrestin-2** signaling pathways with **EC_{50}**s of 8.6 nM and 166 nM.

{Glp}RRCMPLHSRVPFP (TFA salt)

Purity: 99.62%
Clinical Data: No Development Reported
Size: 1 mg, 5 mg

Elastase from porcine pancreas

Cat. No.: HY-P2974

Elastase from porcine pancreas is a single polypeptide chain of 240 amino acid residues. Elastase from porcine pancreas is a serine protease that can hydrolyze proteins and polypeptide. Elastase from porcine pancreas can induce emphysema in hamsters.

Elastase from porcine pancreas

Purity: >98%
Clinical Data: No Development Reported
Size: 5 mg, 10 mg

Eledoisin

(Eledone peptide) **Cat. No.:** HY-P0006

Eledoisin (Eledone peptide) is a specific agonist of **NK2** and **NK3** receptors.

{Glp}-PSKDAFIGLM-NH_2

Purity: 99.37%
Clinical Data: No Development Reported
Size: 1 mg, 5 mg, 10 mg

Eledoisin Related Peptide

(Eledoisin-Related Peptide; Eledoisin RP) **Cat. No.:** HY-P1186

Eledoisin Related Peptide is a Substance P analog that excites neurons and triggers behavioral responses. Eledoisin Related Peptide is also a **tachykinin receptor** ligand.

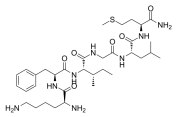

Purity: >98%
Clinical Data: No Development Reported
Size: 1 mg, 5 mg, 10 mg

Endomorphin 1

Cat. No.: HY-P0185

Endomorphin 1, a high affinity, highly selective agonist of the **μ-opioid receptor**, displays reasonable affinities for $kappa_3$ binding sites, with K_i value between 20 and 30 nM.

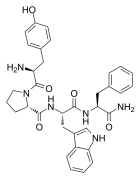

Purity: 95.10%
Clinical Data: No Development Reported
Size: 10 mM × 1 mL, 5 mg, 10 mg, 25 mg

Endomorphin 2

Cat. No.: HY-P0186

Endomorphin 2, a high affinity, highly selective agonist of the **μ-opioid receptor**, displays reasonable affinities for $kappa_3$ binding sites, with K_i value between 20 and 30 nM.

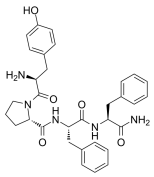

Purity: >98%
Clinical Data: No Development Reported
Size: 1 mg, 5 mg

Endomorphin 2 TFA

Cat. No.: HY-P0186A

Endomorphin 2 TFA, a high affinity, highly selective agonist of the **μ-opioid receptor**, displays reasonable affinities for $kappa_3$ binding sites, with K_i value between 20 and 30 nM.

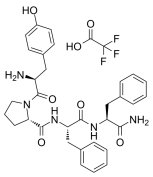

Purity: 99.94%
Clinical Data: No Development Reported
Size: 10 mM × 1 mL, 5 mg, 10 mg, 25 mg

Endothelin 1 (swine, human), Alexa Fluor 488-labeled

Cat. No.: HY-P2496

Endothelin 1 (swine, human), Alexa Fluor 488-labeled is a synthetic Endothelin 1 peptide labled with Alexa Fluor 488. Endothelin 1 (swine, human) is a synthetic peptide with the sequence of human and swine Endothelin 1, which is a potent endogenous **vasoconstrictor**.

Alexa Fluor 488-CSCSSLMDKECVYFCHLDIW (Disulfide bridge: Cys_1-Cys_{15}, Cys_3-Cys_{11})

Purity: >98%
Clinical Data: No Development Reported
Size: 1 mg, 5 mg

Endothelin-2 (49-69), human

(Endothelin-2 (human, canine); Human endothelin-2) **Cat. No.:** HY-P0207

Endothelin-2 (49-69), human (Endothelin-2 (human, canine)) is a 21-amino acid vasoactive peptide that binds to G-protein-linked transmembrane receptors, **ET-RA** and **ET-RB**.

CSCSSWLDKECVYFCHLDIW (Disulfide bridge: Cys_1-Cys_{15}, Cys_3-Cys_{11})

Purity: >98%
Clinical Data: No Development Reported
Size: 500 μg, 1 mg

Endothelin-2 (49-69), human TFA

(Endothelin-2 (49-69) (human, canine) TFA; Human endothelin-2 TFA) **Cat. No.:** HY-P0207A

Endothelin-2 (49-69), human (TFA) (Endothelin-2 (49-69) (human, canine) (TFA)) is a 21-amino acid vasoactive peptide that binds to G-protein-linked transmembrane receptors, **ET-RA** and **ET-RB**.

CSCSSWLDKECVYFCHLDIW (Disulfide bridge: Cys_1-Cys_{15}, Cys_3-Cys_{11}) (TFA salt)

Purity: 99.82%
Clinical Data: No Development Reported
Size: 500 μg

Endothelin-3, human, mouse, rabbit, rat

(Endothelin 3 (Rat,Human)) **Cat. No.:** HY-P0204

Endothelin-3, human, mouse, rabbit, rat is a 21-amino acid vasoactive peptide that binds to G-protein-linked transmembrane receptors, **ET-RA** and **ET-RB**.

CTCFTYKDKECVYYCHLDIW (Disulfide bridge: Cys_1-Cys_{15}, Cys_3-Cys_{11})

Purity: >98%
Clinical Data: No Development Reported
Size: 1 mg, 5 mg

Endothelin-3, human, mouse, rabbit, rat TFA

(Endothelin 3 (Rat,Human) (TFA)) **Cat. No.:** HY-P0204A

Endothelin-3, human, mouse, rabbit, rat TFA is a 21-amino acid vasoactive peptide that binds to G-protein-linked transmembrane receptors, **ET-RA** and **ET-RB**.

CTCFTYKDKECVYYCHLDIW (Disulfide bridge: Cys_1-Cys_{15}, Cys_3-Cys_{11}) (TFA salt)

Purity: 99.66%
Clinical Data: No Development Reported
Size: 500 μg, 1 mg, 5 mg

Enfuvirtide
(T20; DP178)

Cat. No.: HY-P0052

Enfuvirtide (T20;DP178) is an anti-**HIV-1** fusion inhibitor peptide.

Ac-YTSLIHSLIEESQNQQEKNEQELLELDKWASLWNWF-NH2

Purity: 97.07%
Clinical Data: Launched
Size: 5 mg, 10 mg

Enfuvirtide acetate
(T20 acetate; DP178 acetate)

Cat. No.: HY-P0052A

Enfuvirtide (T20; DP178) acetate is an anti-**HIV-1** fusion inhibitor peptide.

Ac-YTSLIHSLIEESQNQQEKNEQELLELDKWASLWNWF-NH2

Purity: 98.91%
Clinical Data: Launched
Size: 5 mg, 10 mg, 25 mg, 50 mg

Enhanced Green Fluorescent Protein (EGFP) (200-208)

Cat. No.: HY-P2528

Enhanced Green Fluorescent Protein (EGFP) (200-208) is a marker gene product derived from the jellyfish Aequorea Victoria. Enhanced Green Fluorescent Protein (EGFP) (200-208) is a common reporter protein and is easy to detect.

HYLSTQSAL

Purity: >98%
Clinical Data: No Development Reported
Size: 1 mg, 5 mg

Enterostatin(human,mouse,rat)

Cat. No.: HY-P1067

Enterostatin, human, mouse, rat is a pentapeptide that reduces fat intake.

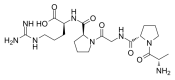

Purity: >98%
Clinical Data: No Development Reported
Size: 1 mg, 5 mg

Enterostatin(human,mouse,rat) TFA

Cat. No.: HY-P1067A

Enterostatin (human,mouse,rat) TFA is a **pentapeptide** mainly formed in the intestine by the cleavage of secreted pancreatic procolipase. Enterostatin selectively reduces fat intake, bodyweight, and body fat in vivo.

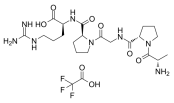

Purity: >98%
Clinical Data: No Development Reported
Size: 1 mg, 5 mg

Epinecidin-1 TFA

Cat. No.: HY-P2316

Epinecidin-1 TFA is a multi-functional **antimicrobial peptide (AMP)** from Orange-spotted grouper (Epinephelus coioides). Epinecidin-1 TFA has antibacterial, antifungal, antiviral, anti-tumor, and immunomodulatory effects.

GFIFHIIKGLFHAGKMIHGLV-NH_2 (TFA salt)

Purity: >98%
Clinical Data: No Development Reported
Size: 1 mg, 5 mg

Epitalon
(Epithalon; Epithalamin)

Cat. No.: HY-P1149

Epitalon is an anti-aging agent and a telomerase activator. Epitalon has an inhibitory effect of the on the development of spontaneous tumors in mice, has geroprotective actions and intranasal administration increases neuronal activity.

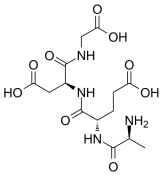

Purity: >98%
Clinical Data: No Development Reported
Size: 1 mg, 5 mg, 10 mg, 25 mg

Epitalon TFA
(Epithalon TFA; Epithalamin TFA)

Cat. No.: HY-P1149A

Epitalon TFA is an anti-aging agent and a telomerase activator. Epitalon TFA has an inhibitory effect of the on the development of spontaneous tumors in mice, has geroprotective actions and intranasal administration increases neuronal activity.

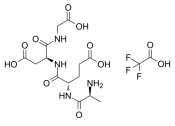

Purity: 99.23%
Clinical Data: No Development Reported
Size: 10 mM × 1 mL, 1 mg, 5 mg, 10 mg, 25 mg

EPQpYEEIPIYL

Cat. No.: HY-P3279

EPQpYEEIPIYL, a phosphopeptide, is a Src homology 2 (SH2) domain ligand. EPQpYEEIPIYL activates Src family members (e.g. Lck, Hck, Fyn) by binding to SH2 domains.

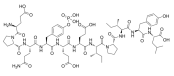

Purity: >98%
Clinical Data: No Development Reported
Size: 1 mg, 5 mg

Epsilon-V1-2
(ε-V1-2; EAVSLKPT)

Cat. No.: HY-P0154

Epsilon-V1-2 (ε-V1-2), a PKCε-derived peptide, is a selective **PKCε** inhibitor. Epsilon-V1-2 inhibits the translocationof PKCε, but not α-, β-, and δPKC.

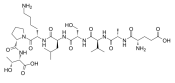

Purity: >98%
Clinical Data: No Development Reported
Size: 1 mg, 5 mg

Eptifibatide

Cat. No.: HY-B0686

Eptifibatide is a cyclic heptapeptide, acts as a competitive antagonist for the activated platelet **glycoprotein IIb/IIIa receptor**, with anti-platelet activity.

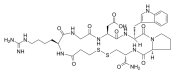

Purity: 99.91%
Clinical Data: Launched
Size: 10 mM × 1 mL, 10 mg, 50 mg, 100 mg

Eptifibatide acetate

Cat. No.: HY-B0686A

Eptifibatide acetate is a cyclic heptapeptide, acts as a competitive antagonist for the activated platelet **glycoprotein IIb/IIIa receptor**, with anti-platelet activity.

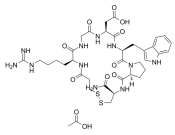

Purity: >98%
Clinical Data: Launched
Size: 1 mg, 5 mg

Etelcalcetide

(AMG 416; KAI-4169)

Cat. No.: HY-P1955

Etelcalcetide (AMG 416) is a synthetic peptide as an activator of the **calcium sensing receptor (CaSR)**. Etelcalcetide is effective in lowering parathyroid hormone (PTH) concentrations in patients receiving dialysis with secondary hyperparathyroidism receiving hemodialysis.

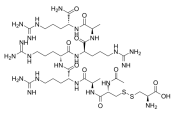

Purity: >98%
Clinical Data: Launched
Size: 1 mg, 5 mg, 10 mg, 25 mg

Etelcalcetide hydrochloride

(AMG 416 hydrochloride; KAI-4169 hydrochloride)

Cat. No.: HY-P1955A

Etelcalcetide hydrochloride (AMG 416 hydrochloride) is a synthetic peptide as an activator of the **calcium sensing receptor (CaSR)**.

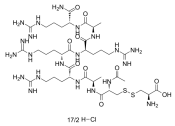

Purity: 99.31%
Clinical Data: Launched
Size: 1 mg, 5 mg, 10 mg, 25 mg

Exendin (5-39)

Cat. No.: HY-P2497

Exendin (5-39) is a potent glucagon-like peptide 1 (**GLP-1**) receptor antagonist. Exendin (5-39) improves memory impairment in β-amyloid protein-treated rats.

TFTSDLSKQMEEEAVRLFIEWLKNGGPSSGAPPPS-NH_2

Purity: >98%
Clinical Data: No Development Reported
Size: 1 mg, 5 mg

Exendin derivative 1

Cat. No.: HY-P1157

Exendin derivative 1 is a 39 amino acid peptide.

HAEGTFTSDVSKQMEEEAVRLFIEWLKNGGPSSGAPPPS

Purity: 98.94%
Clinical Data: No Development Reported
Size: 1 mg, 5 mg, 10 mg, 25 mg

Exendin-3

Cat. No.: HY-P1543

Exendin-3 is a biologically active peptides isolated from venoms of the Gila monster lizards, Heloderma horridurn.

HSDGTFTSDLSKQMEEEAVRLIEWLKNGGPSSGAPPPS-NH_2

Purity: >98%
Clinical Data: No Development Reported
Size: 500 µg, 1 mg, 5 mg

Exendin-3/4 (59-86)

Cat. No.: HY-P1223

Exendin-3/4 (59-86) is a Exendin-4 peptide derivative.

KQMEEEAVRLFIEWLKNGGPSSGAPPPS

Purity: 97.75%
Clinical Data: No Development Reported
Size: 1 mg, 5 mg, 10 mg

Exendin-3/4 (64-86)

Cat. No.: HY-P1447

Exendin-3/4 (64-86) is a polypeptide from patent CN 106029087 A. The incretin receptor ligands are derived from multiple skin toxicity Shan exosomes -3 skin of SDGTFTSDLSKQM Di EAVRLFIEWLKNGGPSSGAPPPS.

EAVRLFIEWLKNGGPSSGAPPPS

Purity: 98.29%
Clinical Data: No Development Reported
Size: 1 mg, 5 mg, 10 mg

Exendin-4

(Exenatide)

Cat. No.: HY-13443

Exendin-4 (Exenatide), a 39 amino acid peptide, is a long-acting **glucagon-like** peptide-1 receptor agonist with an IC_{50} of 3.22 nM.

HGEGTFTSDLSKQMEEEAVRLFIEWLKNGGPSSGAPPPS-NH_2

Purity: 99.98%
Clinical Data: No Development Reported
Size: 1 mg, 5 mg, 10 mg, 25 mg

Exendin-4 acetate

(Exenatide acetate)

Cat. No.: HY-13443A

Exendin-4 acetate (Exenatide acetate), a 39 amino acid peptide, is a long-acting **glucagon-like** peptide-1 receptor agonist with an **IC_{50}** of 3.22 nM.

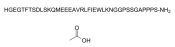

Purity: 99.44%
Clinical Data: Phase 4
Size: 1 mg, 5 mg, 10 mg, 25 mg

Ezatiostat

(TER199(free base); TLK199)

Cat. No.: HY-13634A

Ezatiostat (TER199 free base; TLK199) is a tripeptide analog of glutathione and is a selective and orally active **glutathione S-transferase P1-1 (GSTP1)** inhibitor. Ezatiostat leads to JNK activation by inhibiting **GSTP1**.

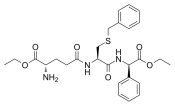

Purity: ≥96.0%
Clinical Data: Phase 2
Size: 10 mM × 1 mL, 5 mg, 10 mg, 50 mg, 100 mg

F1324

Cat. No.: HY-100866

F1324 is a potent, high affinity peptidic inhibitor of **B cell lymphoma 6 (BCL6)** with an **IC_{50}** of 1 nM. F1324 exhibits binding $t_{1/2}$ value of 441 s and has strong inhibition activity against BCL6 PPI.

Ac-LWYTDIRMSWRVP-OH

Purity: >98%
Clinical Data: No Development Reported
Size: 1 mg, 5 mg

F1324 acetate

Cat. No.: HY-100866B

F1324 acetate is a potent, high affinity peptidic inhibitor of **B cell lymphoma 6 (BCL6)**, with an **IC_{50}** of 1 nM. F1324 acetate exhibits binding $t_{1/2}$ value of 441 s and has strong inhibition activity against BCL6 PPI.

Ac-LWYTDIRMSWRVP-OH

Purity: >98%
Clinical Data: No Development Reported
Size: 1 mg, 5 mg

F1324 TFA

Cat. No.: HY-100866A

F1324 TFA is a potent, high affinity peptidic inhibitor of **B cell lymphoma 6 (BCL6)**, with an **IC_{50}** of 1 nM. F1324 TFA exhibits binding $t_{1/2}$ value of 441 s and has strong inhibition activity against BCL6 PPI.

Ac-LWYTDIRMSWRVP-OH (TFA salt)

Purity: >98%
Clinical Data: No Development Reported
Size: 1 mg, 5 mg

FC131

Cat. No.: HY-P1104

FC131 is a potent **CXCR4** antagonist. FC131 inhibits [^{125}I]-SDF-1 binding to CXCR4 with an **IC_{50}** of 4.5 nM. FC131 has anti-HIV activity.

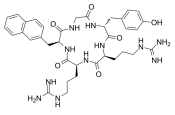

Purity: >98%
Clinical Data: No Development Reported
Size: 1 mg, 5 mg, 10 mg

FC131 TFA

Cat. No.: HY-P1104A

FC131 TFA is a **CXCR4** antagonist, inhibits [^{125}I]-SDF-1 binding to CXCR4, with an **IC_{50}** of 4.5 nM. Anti-**HIV** activity.

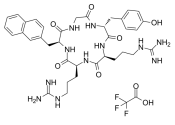

Purity: 99.87%
Clinical Data: No Development Reported
Size: 1 mg, 5 mg, 10 mg

Felypressin acetate

(PLV-2 acetate)

Cat. No.: HY-A0182A

Felypressin acetate (PLV-2 acetate) is a non-catecholamine vasoconstrictor and a **vasopressin 1** agonist. Felypressin acetate is widely used in dental procedures.

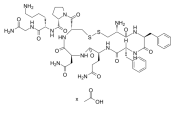

Purity: >98%
Clinical Data: No Development Reported
Size: 1 mg, 5 mg

Fertirelin

Cat. No.: HY-P0053

Fertirelin is a GnRH and LH-RH analogue; it also becomes the treatment choice for reversing cow follicular cysts.

{Glp}-HWSYGLRP

Purity: 99.92%
Clinical Data: Launched
Size: 10 mM × 1 mL, 2 mg, 5 mg, 10 mg, 50 mg

Fetuin, Fetal Bovine Serum

Cat. No.: HY-P2352

Fetuin, Fetal Bovine Serum is a liver-secreted 64 kDa plasma glycoprotein isolated from fetal bovine serum. Fetuin, Fetal Bovine Serum inhibits trypsin activity and promote cellular attachment, growth, and differentiation.

Fetuin, Fetal Bovine Serum

Purity: ≥99.0%
Clinical Data: No Development Reported
Size: 50 mg, 100 mg, 250 mg, 500 mg

FFAGLDD

Cat. No.: HY-P2004

FFAGLDD is **MMP9** selective cleavage peptides, which used for cytosolic delivery of Doxorubi-cin (DOX) and achieve temporally and spatially controlled slow drug delivery and release.

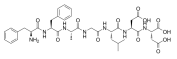

Purity: >98%
Clinical Data: No Development Reported
Size: 1 mg, 5 mg

FFAGLDD TFA

Cat. No.: HY-P2004A

FFAGLDD TFA is **MMP9** selective cleavage peptides, which used for cytosolic delivery of Doxorubi-cin (DOX) and achieve temporally and spatially controlled slow drug delivery and release.

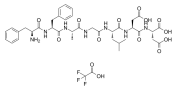

Purity: >98%
Clinical Data: No Development Reported
Size: 1 mg, 5 mg

Fibrinogen Binding Inhibitor Peptide

Cat. No.: HY-P1507

Fibrinogen Binding Inhibitor Peptide is a dodecapeptide (HHLGGAKQAGDV, H12), which is a fibrinogen γ-chain carboxy-terminal sequence (γ400-411). Fibrinogen Binding Inhibitor Peptide is a specific binding site of the ligand for activated glycoprotein (GP) IIb/IIIa.

HHLGGAKQAGDV

Purity: 98.41%
Clinical Data: No Development Reported
Size: 1 mg, 5 mg, 10 mg

Fibrinogen-Binding Peptide

Cat. No.: HY-P1741

Fibrinogen-Binding Peptide (designed by anticomplementarity hypothesis) is a presumptive peptide mimic of the vitronectin binding site on the fibrinogen receptor.

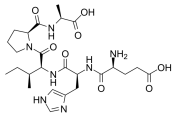

Purity: >98%
Clinical Data: No Development Reported
Size: 1 mg, 5 mg

Fibrinopeptide A, human

(Human fibrinopeptide A)

Cat. No.: HY-P1538

Fibrinopeptide A, human is a 16-residue short polypeptide cleaved from fibrinogen by thrombin. Fibrinopeptide A, human locates at the NH_2-termini of the Aα chain.

ADSGEGDFLAEGGGVR

Purity: >98%
Clinical Data: No Development Reported
Size: 1 mg, 5 mg

Fibrinopeptide A, human TFA

(Human fibrinopeptide A TFA)

Cat. No.: HY-P1538A

Fibrinopeptide A, human TFA is a 16-residue short polypeptide cleaved from fibrinogen by thrombin. Fibrinopeptide A, human locates at the NH_2-termini of the Aα chain.

ADSGEGDFLAEGGGVR (TFA salt)

Purity: 98.78%
Clinical Data: No Development Reported
Size: 1 mg, 5 mg, 10 mg

Fibrinopeptide B, human

(FPB,human)

Cat. No.: HY-P1493

Fibrinopeptide B, human is a 14-aa peptide, released from the amino-terminus of β-chains of fibrinogen by thrombin.

{Glp}GVNDNEEGFFSAR

Purity: >98%
Clinical Data: No Development Reported
Size: 1 mg, 5 mg

Fibrinopeptide B, human TFA

(FPB,human TFA)

Cat. No.: HY-P1493A

Fibrinopeptide B, human TFA (FPB,human TFA), human is a 14-aa peptide, released from the amino-terminus of β-chains of fibrinogen by thrombin.

{Glp}GVNDNEEGFFSAR (TFA salt)

Purity: 99.81%
Clinical Data: No Development Reported
Size: 1 mg, 5 mg, 10 mg

Fibronectin

Cat. No.: HY-P3160

Fibronectin, a glycoprotein (~500 kDa) present in blood as well as in cells, is a biomarker of tissue injury. Fibronectin binds to membrane-spanning receptor proteins called integrins.

Fibronectins

Purity: 97.40%
Clinical Data: No Development Reported
Size: 5 mg

Fibronectin Active Fragment Control

Cat. No.: HY-P1897

Fibronectin Active Fragment Control is an active peptide fragment of fibronectin. Fibronectin is a glycoprotein interacting with integrins.

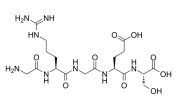

Purity: >98%
Clinical Data: No Development Reported
Size: 1 mg, 5 mg

Fibronectin Adhesion-promoting Peptide
(Heparin Binding Peptide)

Cat. No.: HY-P0306

Fibronectin Adhesion-promoting Peptide (Heparin Binding Peptide) is one of the heparin-binding amino acid sequences found in the carboxy-terminal heparin-binding domain of fibronectin. It promotes assembly of mesenchymal stem cell (MSC) spheroids into larger aggregates.

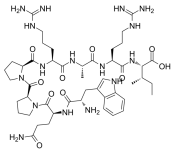

Purity: 99.13%
Clinical Data: No Development Reported
Size: 5 mg, 10 mg

Fibronectin Adhesion-promoting Peptide TFA
(Heparin Binding Peptide TFA)

Cat. No.: HY-P0306A

Fibronectin Adhesion-promoting Peptide (Heparin Binding Peptide) is one of the heparin-binding amino acid sequences found in the carboxy-terminal heparin-binding domain of fibronectin. It promotes assembly of mesenchymal stem cell (MSC) spheroids into larger aggregates.

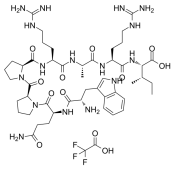

Purity: >98%
Clinical Data: No Development Reported
Size: 1 mg, 5 mg

Fibronectin CS1 Peptide

Cat. No.: HY-P1816

The connecting segment 1 (CS-1) is a cell attachment domain located in the type III homology connecting segment (IIICS) of fibronectin.

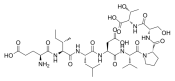

Purity: >98%
Clinical Data: No Development Reported
Size: 1 mg, 5 mg

FLAG peptide

Cat. No.: HY-P0223

FLAG peptide is an eight amino acids peptide (Asp-Tyr-Lys-Asp-Asp-Asp-Asp-Lys) with an enterokinase-cleavage site; designed for antibody-mediated identification and purification of recombinant proteins.

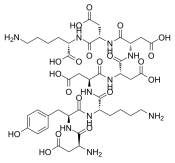

Purity: 99.23%
Clinical Data: No Development Reported
Size: 1 mg, 5 mg, 10 mg, 25 mg

Flagelin 22
(Flagellin 22)

Cat. No.: HY-P1568

Flagelin 22 (Flagellin 22), a fragment of bacterial flagellin, is an effective elicitor in both plants and algae.

QRLSTGSRINSAKDDAAGLQIA

Purity: >98%
Clinical Data: No Development Reported
Size: 1 mg, 5 mg

Flagelin 22 TFA
(Flagellin 22 TFA)

Cat. No.: HY-P1568A

Flagelin 22 TFA (Flagellin 22 TFA), a fragment of bacterial flagellin, is an effective elicitor in both plants and algae.

QRLSTGSRINSAKDDAAGLQIA (TFA salt)

Purity: 98.27%
Clinical Data: No Development Reported
Size: 1 mg, 5 mg, 10 mg

FliC, Serotype a (427-441), S.paratyphi A

Cat. No.: HY-P1916

FliC, Serotype a (427-441), S.paratyphi A is amino acids 427 to 441 fragment belongs to the FliC, serotype a of the S. FliC epitope.

VQNRFNSAITNLGNT

Purity: >98%
Clinical Data: No Development Reported
Size: 1 mg, 5 mg

Fmoc-Ala-Glu-Asn-Lys-NH2

Cat. No.: HY-114174

Fmoc-Ala-Glu-Asn-Lys-NH2 is a selective **asparagine endopeptidase (AEP)** inhibitor peptide and suppresses amyloid precursor protein (APP) cleavage. AEP, a pH-controlled cysteine proteinase, is activated during ageing and mediates APP proteolytic processing.

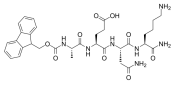

Purity: 98.04%
Clinical Data: No Development Reported
Size: 5 mg, 10 mg

Fmoc-Ala-Ser(psi(Me,Me)pro)-OH

Cat. No.: HY-P2386

Fmoc-Ala-Ser(psi(Me,Me)pro)-OH is a dipeptide.

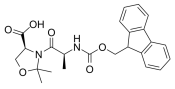

Purity: >98%
Clinical Data: No Development Reported
Size: 1 mg, 5 mg

Fmoc-Ala-Thr(psi(Me,Me)pro)-OH

Cat. No.: HY-P2392

Fmoc-Ala-Thr(psi(Me,Me))-OH is an Fmoc protected alanine derivative and can be used for peptide synthesis.

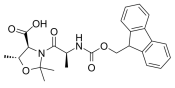

Purity: >98%
Clinical Data: No Development Reported
Size: 1 mg, 5 mg

Fmoc-Asn(Trt)-Ser(psi(Me,Me)pro)-OH

Cat. No.: HY-P2401

Fmoc-Asn(Trt)-Ser(psi(Me,Me)pro)-OH is a dipeptide.

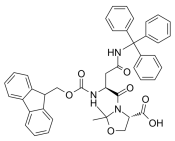

Purity: >98%
Clinical Data: No Development Reported
Size: 1 mg, 5 mg

Fmoc-Asn(Trt)-Thr(psi(Me,Me)pro)-OH

Cat. No.: HY-P2397

Fmoc-Asn(Trt)-Thr(psi(Me,Me)pro)-OH is a dipeptide.

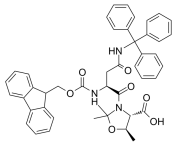

Purity: >98%
Clinical Data: No Development Reported
Size: 1 mg, 5 mg

Fmoc-Asp(OtBu)-Ser(psi(Me,Me)pro)-OH

Cat. No.: HY-P2403

Fmoc-Asp(OtBu)-Ser(psi(Me,Me)pro)-OH is a dipeptide.

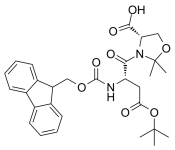

Purity: >98%
Clinical Data: No Development Reported
Size: 1 mg, 5 mg

Fmoc-Asp(OtBu)-Thr(psi(Me,Me)pro)-OH

Cat. No.: HY-P2404

Fmoc-Asp(OtBu)-Thr(psi(Me,Me)pro)-OH is a dipeptide.

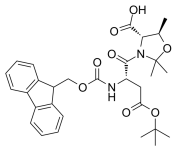

Purity: >98%
Clinical Data: No Development Reported
Size: 1 mg, 5 mg

Fmoc-Gln(Trt)-Ser(psi(Me,Me)pro)-OH

Cat. No.: HY-P2391

Fmoc-Gln(Trt)-Ser(psi(Me,Me)pro)-OH is a dipeptide.

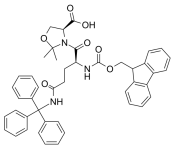

Purity: >98%
Clinical Data: No Development Reported
Size: 1 mg, 5 mg

Fmoc-Gln(Trt)-Thr(psi(Me,Me)pro)-OH

Cat. No.: HY-P2411

Fmoc-Gln(Trt)-Thr(psi(Me,Me)pro)-OH is a dipeptide.

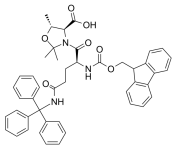

Purity: >98%
Clinical Data: No Development Reported
Size: 1 mg, 5 mg

Fmoc-Glu(OtBu)-Ser(psi(Me,Me)pro)-OH

Cat. No.: HY-P2384

Fmoc-Glu(OtBu)-Ser(psi(Me,Me)pro)-OH is a dipeptide.

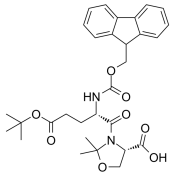

Purity: >98%
Clinical Data: No Development Reported
Size: 1 mg, 5 mg

Fmoc-Glu(OtBu)-Thr(psi(Me,Me)pro)-OH

Cat. No.: HY-P2399

Fmoc-Glu(OtBu)-Thr(psi(Me,Me)pro)-OH is a dipeptide.

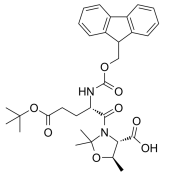

Purity: >98%
Clinical Data: No Development Reported
Size: 1 mg, 5 mg

Fmoc-Gly-Ser(psi(Me,Me)pro)-OH

Cat. No.: HY-P2405

Fmoc-Gly-Ser(psi(Me,Me)pro)-OH is a dipeptide.

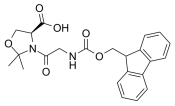

Purity: >98%
Clinical Data: No Development Reported
Size: 500 mg

Fmoc-Gly-Thr(psi(Me,Me)pro)-OH

Cat. No.: HY-P2402

Fmoc-Gly-Thr(psi(Me,Me)pro)-OH is a dipeptide.

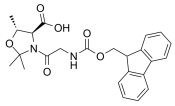

Purity: >98%
Clinical Data: No Development Reported
Size: 1 mg, 5 mg

Fmoc-Ile-Ser(psi(Me,Me)pro)-OH

Cat. No.: HY-P2410

Fmoc-Ile-Ser(psi(Me,Me)pro)-OH is a dipeptide.

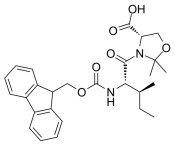

Purity: >98%
Clinical Data: No Development Reported
Size: 1 g

Fmoc-Ile-Thr(psi(Me,Me)pro)-OH

Cat. No.: HY-P2396

Fmoc-Ile-Thr(psi(Me,Me)pro)-OH is a dipeptide.

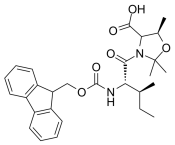

Purity: >98%
Clinical Data: No Development Reported
Size: 1 mg, 5 mg

Fmoc-Leu-Ser(psi(Me,Me)pro)-OH

Cat. No.: HY-P2390

Fmoc-Leu-Ser(psi(Me,Me)pro)-OH is a dipeptide.

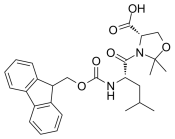

Purity: >98%
Clinical Data: No Development Reported
Size: 1 mg, 5 mg

Fmoc-Leu-Thr(psi(Me,Me)pro)-OH

Cat. No.: HY-P2400

Fmoc-Leu-Thr(psi(Me,Me)pro)-OH is a dipeptide.

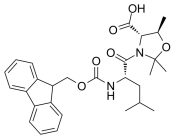

Purity: >98%
Clinical Data: No Development Reported
Size: 1 mg, 5 mg

Fmoc-Lys(Boc)-Ser(psi(Me,Me)pro)-OH

Cat. No.: HY-P2389

Fmoc-Lys(Boc)-Ser(psi(Me,Me)pro)-OH is a dipeptide.

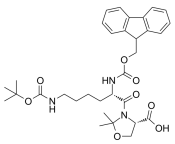

Purity: >98%
Clinical Data: No Development Reported
Size: 1 mg, 5 mg

Fmoc-Lys(Boc)-Thr(psi(Me,Me)pro)-OH

Cat. No.: HY-P2388

Fmoc-Lys(Boc)-Thr(psi(Me,Me)pro)-OH is a dipeptide.

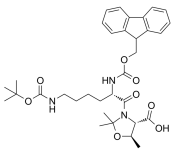

Purity: >98%
Clinical Data: No Development Reported
Size: 1 mg, 5 mg

Fmoc-Phe-Ser(psi(Me,Me)pro)-OH

Cat. No.: HY-P2398

Fmoc-Phe-Ser(psi(Me,Me)pro)-OH is a dipeptide.

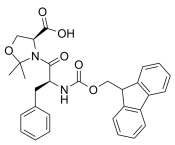

Purity: >98%
Clinical Data: No Development Reported
Size: 1 mg, 5 mg

Fmoc-Phe-Thr(psi(Me,Me)pro)-OH

Cat. No.: HY-P2409

Fmoc-Phe-Thr(psi(Me,Me)pro)-OH is a dipeptide.

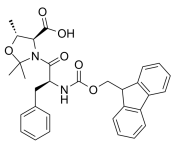

Purity: >98%
Clinical Data: No Development Reported
Size: 1 mg, 5 mg

Fmoc-Ser(tBu)-Ser(psi(Me,Me)pro)-OH

Cat. No.: HY-P2407

Fmoc-Ser(tBu)-Ser(psi(Me,Me)pro)-OH is a dipeptide.

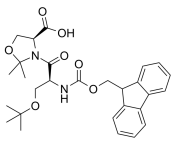

Purity: >98%
Clinical Data: No Development Reported
Size: 1 mg, 5 mg

Fmoc-Ser(tBu)-Thr(psi(Me,Me)pro)-OH

Cat. No.: HY-P2394

Fmoc-Ser(tBu)-Thr(psi(Me,Me)pro)-OH is a dipeptide.

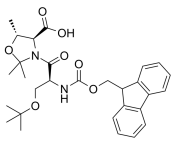

Purity: >98%
Clinical Data: No Development Reported
Size: 1 mg, 5 mg

Fmoc-Thr[GalNAc(Ac)3-α-D]-OH

(Fmoc-Thr(Ac_3AcNH-α-Gal)-OH)

Cat. No.: HY-P0232

AZP-531 is an analogue of unacylated ghrelin designed to improve glycaemic control and reduce weight.

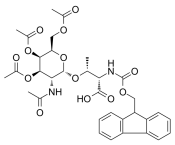

Purity: 98.36%
Clinical Data: No Development Reported
Size: 25 mg, 50 mg, 100 mg

Fmoc-Trp(Boc)-Ser(psi(Me,Me)pro)-OH

Cat. No.: HY-P2412

Fmoc-Trp(Boc)-Ser(psi(Me,Me)pro)-OH is a dipeptide.

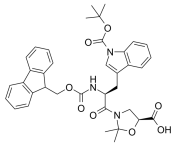

Purity: >98%
Clinical Data: No Development Reported
Size: 1 mg, 5 mg

Fmoc-Trp(Boc)-Thr(psi(Me,Me)pro)-OH

Cat. No.: HY-P2408

Fmoc-Trp(Boc)-Thr(psi(Me,Me)pro)-OH is a dipeptide.

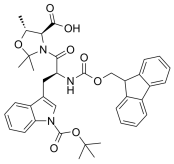

Purity: >98%
Clinical Data: No Development Reported
Size: 1 mg, 5 mg

Fmoc-Tyr(tBu)-Ser(psi(Me,Me)pro)-OH

Cat. No.: HY-P2387

Fmoc-Tyr(tBu)-Ser(psi(Me,Me)pro)-OH is a dipeptide.

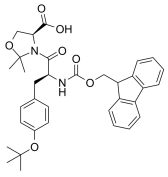

Purity: >98%
Clinical Data: No Development Reported
Size: 1 mg, 5 mg

Fmoc-Tyr(tBu)-Thr(psi(Me,Me)pro)-OH

Cat. No.: HY-P2395

Fmoc-Tyr(tBu)-Thr(psi(Me,Me)pro)-OH is a dipeptide.

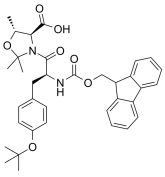

Purity: >98%
Clinical Data: No Development Reported
Size: 1 mg, 5 mg

Fmoc-Val-Cit-PAB-PNP

Cat. No.: HY-41189

Fmoc-Val-Cit-PAB-PNP is a cleavable ADC linker used in the synthesis of antibody-drug conjugates (ADCs).

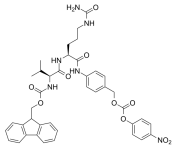

Purity: 98.75%
Clinical Data: No Development Reported
Size: 50 mg, 100 mg, 250 mg

Fmoc-Val-Ser(psi(Me,Me)pro)-OH

Cat. No.: HY-P2385

Fmoc-Val-Ser(psi(Me,Me)pro)-OH is a dipeptide.

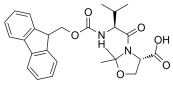

Purity: >98%
Clinical Data: No Development Reported
Size: 1 mg, 5 mg

Fmoc-Val-Thr(psi(Me,Me)pro)-OH

Cat. No.: HY-P2393

Fmoc-Val-Thr(psi(Me,Me)pro)-OH is a dipeptide.

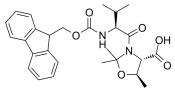

Purity: >98%
Clinical Data: No Development Reported
Size: 1 mg, 5 mg

FMRF

Cat. No.: HY-P0293

FMRF is a peptide consisting of 4 amino acid residues.

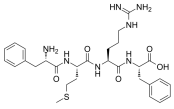

Purity: >98%
Clinical Data: No Development Reported
Size: 5 mg, 10 mg, 25 mg

Foxy-5

Cat. No.: HY-P1416

Foxy-5, a **WNT5A** agonist, is a mimicking peptide of WNT5A which is a non-canonical member of the Wnt family. Foxy-5 triggers cytosolic free calcium signaling without affecting β-catenin activation and it impairs the migration and invasion of epithelial cancer cells.

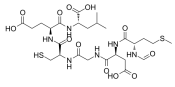

Purity: >98%
Clinical Data: Phase 2
Size: 1 mg, 5 mg

Foxy-5 TFA

Cat. No.: HY-P1416A

Foxy-5 TFA, a **WNT5A** agonist, is a mimicking peptide of WNT5A which is a non-canonical member of the Wnt family. Foxy-5 TFA triggers cytosolic free calcium signaling without affecting β-catenin activation and it impairs the migration and invasion of epithelial cancer cells.

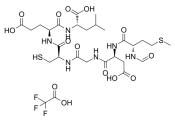

Purity: 99.10%
Clinical Data: Phase 2
Size: 1 mg, 5 mg

FR179642

Cat. No.: HY-129077

FR179642 is a key **intermediate** in the synthesis of the echinocandin antifungal Micafungin. FR179642 is the cyclic peptide nucleus of the echinocandin-like antifungal lipopeptide FR901379.

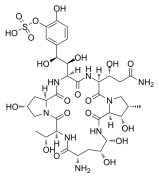

Purity: >98%
Clinical Data: No Development Reported
Size: 1 mg, 5 mg

FSL-1

Cat. No.: HY-P2036

FSL-1, a bacterial-derived toll-like receptor 2/6 (**TLR2/6**) agonist, enhances resistance to experimental HSV-2 infection.

S-(2, 3-Bispalmitoyloxypropyl)-CGDPKHPKSF

Purity: >98%
Clinical Data: No Development Reported
Size: 1 mg, 5 mg

FSL-1 TFA

Cat. No.: HY-P2036A

FSL-1 TFA, a bacterial-derived toll-like receptor 2/6 (**TLR2/6**) agonist, enhances resistance to experimental HSV-2 infection. FSL-1 TFA induces **MMP-9** production through **TLR2** and **NF-κB/AP-1** signaling pathways in monocytic THP-1 cells.

S-(2, 3-Bispalmitoyloxypropyl)-CGDPKHPKSF (TFA salt)

Purity: 99.58%
Clinical Data: No Development Reported
Size: 100 μg

FSLLRY-NH2

Cat. No.: HY-P1260

FSLLRY-NH2 is a **protease-activated receptor 2 (PAR2)** inhibitor.

FSLLRY-NH_2

Purity: >98%
Clinical Data: No Development Reported
Size: 1 mg, 5 mg

FSLLRY-NH2 TFA

Cat. No.: HY-P1260A

FSLLRY-NH2 TFA is a **protease-activated receptor 2 (PAR2)** inhibitor.

FSLLRY-NH_2 (TFA salt)

Purity: 98.20%
Clinical Data: No Development Reported
Size: 5 mg

FTISADTSK

Cat. No.: HY-P3146

FTISADTSK is an endogenous stable signature peptide from Trastuzumab monitored by selected reaction monitoring (SRM).

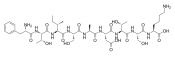

Purity: >98%
Clinical Data: No Development Reported
Size: 1 mg, 5 mg

FTISADTSK acetate

Cat. No.: HY-P3146A

FTISADTSK acetate is an endogenous stable signature peptide from Trastuzumab monitored by selected reaction monitoring (SRM).

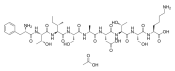

Purity: >98%
Clinical Data: No Development Reported
Size: 5 mg, 10 mg

FTSDVSKQMEEEAVRLFIEWLKNGGPSSGAPPPS

Cat. No.: HY-P1229

FTSDVSKQMEEEAVRLFIEWLKNGGPSSGAPPPS is an Exendin-4 peptide derivative.

FTSDVSKQMEEEAVRLFIEWLKNGGPSSGAPPPS

Purity: 98.01%
Clinical Data: No Development Reported
Size: 1 mg, 5 mg, 10 mg

Fz7-21

(Ac-LPSDDLEFWCHVMY-NH2)

Cat. No.: HY-P1454

Fz7-21 (Ac-LPSDDLEFWCHVMY-NH2), a peptide antagonist of **Frizzled 7 (FZD 7)** receptors, selectively binds to FZD7 CRD subclass. The **EC_{50}** values are 58 and 34 nM for human and mouse FZD7 CRD, respectively.

Ac-LPSDDLEFWCHVMY-NH_2

Purity: >98%
Clinical Data: No Development Reported
Size: 1 mg, 5 mg

Fz7-21 TFA
(Ac-LPSDDLEFWCHVMY-NH2 TFA)

Cat. No.: HY-P1454A

Fz7-21 (Ac-LPSDDLEFWCHVMY-NH2) TFA , a peptide antagonist of **Frizzled 7 (FZD 7)** receptors, selectively binds to FZD7 CRD subclass. The **EC_{50}** values are 58 and 34 nM for human and mouse FZD7 CRD, respectively.

Ac-LPSDDLEFWCHVMY-NH_2 (TFA salt)

Purity: 99.87%
Clinical Data: No Development Reported
Size: 5 mg, 10 mg, 50 mg

G-Protein antagonist peptide

Cat. No.: HY-P1376

G-Protein antagonist peptide is the substance P-related peptide that inhibits binding of G proteins to their receptors. G-Protein antagonist peptide competitively and reversibly inhibits **M2 muscarinic receptor** activation of G_i or G_o and inhibits G_s activation by β-adrenoceptors.

{Glp}QWFWWM-NH_2

Purity: >98%
Clinical Data: No Development Reported
Size: 1 mg, 5 mg

G-Protein antagonist peptide TFA

Cat. No.: HY-P1376A

G-Protein antagonist peptide TFA is a truncated substance P-related peptide, competes with receptor for G protein binding.

{Glp}QWFWWM-NH_2 (TFA salt)

Purity: >98%
Clinical Data: No Development Reported
Size: 1 mg, 5 mg

G12
(Ras 5-17)

Cat. No.: HY-P2360

G12 (Ras 5-17) is a wild-type Ras peptide consisted of amino acids 5-17 (KLVVVGAGGVGKS). G12 can be used as a control of mutant Ras peptides studies (such V12).

Lys-Leu-Val-Val-Val-Gly-Ala-Gly-Gly-Val-Gly-Lys-Ser

Purity: >98%
Clinical Data: No Development Reported
Size: 1 mg, 5 mg

G12 TFA
(Ras 5-17 TFA)

Cat. No.: HY-P2360A

G12 (Ras 5-17) TFA is a wild-type Ras peptide consisted of amino acids 5-17 (KLVVVGAGGVGKS). G12 TFA can be used as a control of mutant Ras peptides studies (such V12).

Lys-Leu-Val-Val-Val-Gly-Ala-Gly-Gly-Val-Gly-Lys-Ser (TFA salt)

Purity: >98%
Clinical Data: No Development Reported
Size: 1 mg, 5 mg

G280-9

Cat. No.: HY-P1794

G280-9 is a 9 amino acid native epitope peptide. G280-9 is a relevant target expressed on melanoma.

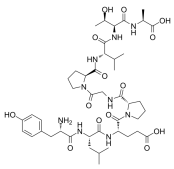

Purity: >98%
Clinical Data: No Development Reported
Size: 1 mg, 5 mg

G3-C12 TFA

Cat. No.: HY-P1592A

G3-C12 (TFA) is a galectin-3 binding peptide, with **K_d** of 88 nM, and shows anticancer activity.

ANTPCGPYTHDCPVKR (TFA salt)

Purity: 99.45%
Clinical Data: No Development Reported
Size: 1 mg, 5 mg, 10 mg

GAD65 (206-220)

Cat. No.: HY-P2525

GAD65 (206-220) is glutamic acid decarboxylase (GAD) 65-derived peptide, corresponding to residues 180-188. GAD65 is presented to T cells in association with I-Ag7 MHC class II molecules and a major pancreatic antigens targeted by self-reactive T cells in type I diabetes mellitus.

TYEIAPVFVLLEYVT

Purity: >98%
Clinical Data: No Development Reported
Size: 1 mg, 5 mg

Galanin (1-16), mouse, porcine, rat

Cat. No.: HY-P1578

Galanin (1-16), mouse, porcine, rat is an agonist of the hippocampal **galanin receptor**, with a **K_d** of 3 nM.

GWTLNSAGYLLGPHAI

Purity: >98%
Clinical Data: No Development Reported
Size: 1 mg, 5 mg

Galanin (1-16), mouse, porcine, rat TFA

Cat. No.: HY-P1578A

Galanin (1-16), mouse, porcine, rat (TFA) is an agonist of the hippocampal **galanin receptor**, with a **K_d** of 3 nM.

GWTLNSAGYLLGPHAI (TFA salt)

Purity: 99.39%
Clinical Data: No Development Reported
Size: 500 μg, 1 mg, 5 mg

Galanin (1-19), human

Cat. No.: HY-P1765

Galanin (1-19), human is the 1-19 fragment of the human galanin. Galanin (GAL) is a widely distributed neuropeptide with diverse biological effects including modulation of hormone release, antinociception and modification of feeding behavior.

GWTLNSAGYLLGPHAVGNH

Purity: >98%
Clinical Data: No Development Reported
Size: 5 mg, 10 mg, 25 mg

Galanin (1-29)(rat, mouse) TFA

Cat. No.: HY-P1132A

Galanin (1-29)(rat, mouse) TFA is a non-selective **galanin receptor** agonist, with K_is of 0.98, 1.48 and 1.47 nM for GAL1, GAL2 and GAL3, respectively. Anticonvulsant effect.

GWTLNSAGYLLGPHAIDNHRSFSDKHGLT-NH_2 (TFA salt)

Purity: >98%
Clinical Data: No Development Reported
Size: 1 mg, 5 mg

Galanin (1-30), human

Cat. No.: HY-P1127

Galanin (1-30), human is a 30-amino acid neuropeptide, and acts as an agonist of **GalR1 and GalR2 receptors**, with K_is of both 1 nM.

GWTLNSAGYLLGPHAVGNHRSFSDKNGLTS

Purity: 99.29%
Clinical Data: No Development Reported
Size: 500 µg, 1 mg, 5 mg

Galanin Receptor Ligand M35

Cat. No.: HY-P1840

Galanin Receptor Ligand M35 is a high-affinity ligand and antagonist of **galanin receptor** (K_d=0.1 nM). Galanin Receptor Ligand M35 exerts a K_i values of 0.11 and 2.0 nM for human galanin receptor type 1 and 2, respectively.

GWTLNSAGYLLGPPPGFSPFR-NH2

Purity: 99.65%
Clinical Data: No Development Reported
Size: 1 mg, 5 mg, 10 mg

Galanin Receptor Ligand M35 TFA

Cat. No.: HY-P1840A

Galanin Receptor Ligand M35 TFA is a high-affinity ligand and antagonist of **galanin receptor** (K_d=0.1 nM). Galanin Receptor Ligand M35 TFA exerts a K_i values of 0.11 and 2.0 nM for human galanin receptor type 1 and 2, respectively.

GWTLNSAGYLLGPPPGFSPFR-NH2 (TFA salt)

Purity: >98%
Clinical Data: No Development Reported
Size: 1 mg, 5 mg

Gap 26

Cat. No.: HY-P1082

Gap 26 is a connexin mimetic peptide, composed of residue numbers 63-75 of the first extracellular loop of connexin 43 (gap junction blocker), containing the SHVR amino acid motif.

VCYDKSFPISHVR

Purity: 99.64%
Clinical Data: No Development Reported
Size: 1 mg, 5 mg, 10 mg

Gap 26 TFA

Cat. No.: HY-P1082A

Gap 26 TFA is a connexin mimetic peptide, composed of residue numbers 63-75 of the first extracellular loop of connexin 43 (gap junction blocker), containing the SHVR amino acid motif.

VCYDKSFPISHVR (TFA Salt)

Purity: 99.03%
Clinical Data: No Development Reported
Size: 1 mg, 5 mg, 10 mg

Gap 27

Cat. No.: HY-P0139

Gap 27, a synthetic connexin43 mimetic peptide, is a gap junction inhibitor. Gap 27 possesses conserved sequence homology to a portion of the second extracellular loop leading into the fourth transmembrane connexin segment.

SRPTEKTIFII

Purity: 98.07%
Clinical Data: No Development Reported
Size: 1 mg, 5 mg

Gap19

Cat. No.: HY-P1136

Gap19, a peptide derived from nine amino acids of the Cx43 cytoplasmic loop (CL), is a potent and selective **connexin 43 (Cx43) hemichannel** blocker. Gap19 inhibits hemichannels caused by preventing intramolecular interactions of the C-terminus (CT) with the CL.

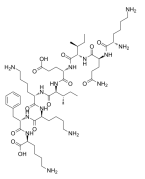

Purity: >98%
Clinical Data: No Development Reported
Size: 1 mg, 5 mg

Gap19 TFA

Cat. No.: HY-P1136A

Gap19 TFA, a peptide derived from nine amino acids of the Cx43 cytoplasmic loop (CL), is a potent and selective **connexin 43 (Cx43) hemichannel** blocker. Gap19 TFA inhibits hemichannels caused by preventing intramolecular interactions of the C-terminus (CT) with the CL.

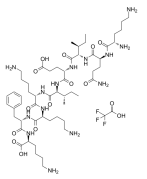

Purity: 98.04%
Clinical Data: No Development Reported
Size: 1 mg, 5 mg, 10 mg

Gastric mucin

Cat. No.: HY-B2196

Gastric mucin is a large glycoprotein which is thought to play a major role in the protection of the gastrointestinal tract from acid, proteases, pathogenic microorganisms, and mechanical trauma.

Gastric mucin

Purity: >98%
Clinical Data: No Development Reported
Size: 500 mg, 1 g

Gastrin I (1-14), human

Cat. No.: HY-P1806

Gastrin I (1-14), human is 1-14 fragment of human gastrin I peptide. Gastrin I is an endogenous, gastrointestinal peptide hormone. Gastrin is the major hormonal regulator of gastric acid secretion.

{Glp}-GPWLEEEEEAYGW

Purity: >98%
Clinical Data: No Development Reported
Size: 1 mg, 5 mg

Gastrin I (1-14), human TFA

Cat. No.: HY-P1806A

Gastrin I (1-14), human TFA is 1-14 fragment of human gastrin I peptide. Gastrin I is an endogenous, gastrointestinal peptide hormone. Gastrin is the major hormonal regulator of gastric acid secretion.

{Glp}-GPWLEEEEEAYGW (TFA salt)

Purity: 95.68%
Clinical Data: No Development Reported
Size: 1 mg, 5 mg

Gastrin I, rat

(Rat Gastrin-17)

Cat. No.: HY-P2416

Gastrin I, rat (Rat Gastrin-17) is a peptide hormone, can stimulate gastric acid secretion potently.

Pyr-RPPMEEEEEAYGWMDF-NH_2

Purity: >98%
Clinical Data: No Development Reported
Size: 1 mg, 5 mg

Gastrin-Releasing Peptide, human

Cat. No.: HY-P0238

Gastrin-Releasing Peptide, human (GRP) belongs to the bombesin-like peptide family, and is not a classical hypothalamic-hypophyseal regulatory hormone since it plays only a perfunctory role in the mediation of pituitary hormone release.

VPLPAGGGTVLTKMYPRGNHWAVGHLM-NH_2

Purity: 98.16%
Clinical Data: No Development Reported
Size: 500 µg, 1 mg, 5 mg

GIP (1-30) amide, porcine

Cat. No.: HY-P2541

GIP (1-30) amide, porcine is a full glucose-dependent insulinotropic polypeptide (GIP) receptor agonist with high affinity equal to native GIP(1-42). GIP (1-30) amide, porcine is a weak inhibitor of gastric acid secretion and potent stimulator of insulin.

YAEGTFISDYSIAMDKIRQQDFVNWLLAQK-NH_2

Purity: >98%
Clinical Data: No Development Reported
Size: 1 mg, 5 mg

GIP (1-30) amide, porcine TFA

Cat. No.: HY-P2541A

GIP (1-30) amide, porcine TFA is a full glucose-dependent insulinotropic polypeptide (GIP) receptor agonist with high affinity equal to native GIP(1-42). GIP (1-30) amide, porcine is a weak inhibitor of gastric acid secretion and potent stimulator of insulin.

YAEGTFISDYSIAMDKIRQQDFVNWLLAQK-NH2 (TFA salt)

Purity: 98.55%
Clinical Data: No Development Reported
Size: 5 mg, 10 mg

GIP (1-30) amide,human

Cat. No.: HY-P2080

GIP (1-30) amide,human is a glucose-dependent insulinotropic polypeptide (GIP) fragment. GIP is an incretin hormone that stimulates insulin secretion and reduces postprandial glycaemic excursions.

YAEGTFISDYSIAMDKIHQQDFVNWLLAQK-NH_2

Purity: >98%
Clinical Data: No Development Reported
Size: 1 mg, 5 mg

GIP (1-30) amide,human acetate

Cat. No.: HY-P2080B

GIP (1-30) amide,human acetate is a glucose-dependent insulinotropic polypeptide (GIP) fragment. GIP is an incretin hormone that stimulates insulin secretion and reduces postprandial glycaemic excursions.

YAEGTFISDYSIAMDKIHQQDFVNWLLAQK-NH_2 (acetate salt)

Purity: 98.26%
Clinical Data: No Development Reported
Size: 1 mg, 5 mg, 10 mg

GIP (3-42), human

Cat. No.: HY-P2542

GIP (3-42), human acts as a glucose-dependent insulinotropic polypeptide (GIP) receptor antagonist, moderating the insulin secreting and metabolic actions of GIP in vivo.

EGTFISDYSIAMDKIHQQDFVNWLLAQKGKKNDWKHNITQ

Purity: >98%
Clinical Data: No Development Reported
Size: 1 mg, 5 mg

GIP, human TFA

(Gastric Inhibitory Peptide (GIP), human TFA)

Cat. No.: HY-P0276A

GIP, human TFA, a peptide hormone consisting of 42 amino acids, is a stimulator of **glucose-dependent insulin secretion** and a weak inhibitor of gastric acid secretion. GIP, human TFA acts as an incretin hormone released from intestinal K cells in response to nutrient ingestion.

YAEGTFISDYSIAMDKIHQQDFVNWLLAQKGKKNDWKHNITQ (TFA salt)

Purity: 96.24%
Clinical Data: No Development Reported
Size: 1 mg

GLGPNPCRKKCYKRDFLGR

Cat. No.: HY-P1662

GLGPNPCRKKCYKRDFLGR is a synthetic peptide.

GLGPNPCRKKCYKRDFLGR

Purity: >98%
Clinical Data: No Development Reported
Size: 1 mg, 5 mg, 10 mg

Gliadin p31-43

Cat. No.: HY-P3151

Gliadin p31-43 is an undigested gliadin peptide. Gliadin p31-43 induces an innate immune response in the intestine and interferes with endocytic trafficking. Gliadin p31-43 can be used for celiac disease research.

LGQQQPFPPQQPY

Purity: >98%
Clinical Data: No Development Reported
Size: 1 mg, 5 mg

Gliadin p31-43 TFA

Cat. No.: HY-P3151A

Gliadin p31-43 TFA is an undigested gliadin peptide. Gliadin p31-43 TFA induces an innate immune response in the intestine and interferes with endocytic trafficking. Gliadin p31-43 TFA can be used for celiac disease research.

LGQQQPFPPQQPY (TFA salt)

Purity: >98%
Clinical Data: No Development Reported
Size: 1 mg, 5 mg

Globomycin

Cat. No.: HY-P2233

Globomycin is a lipopeptide antibiotic and a **signal peptidase II (LspA)** inhibitor. Globomycin inhibits processing of the prolipoprotein by binding irreversibly to the peptidase.

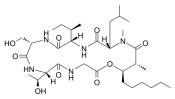

Purity: >98%
Clinical Data: No Development Reported
Size: 1 mg, 5 mg

GLP-1 moiety from Dulaglutide

Cat. No.: HY-P1348

GLP-1 moiety from Dulaglutide is a 31-amino acid fragment of Dulaglutide which is a glucagon-like peptide 1 receptor (GLP-1) agonist, extracted from patent US 20160369010 A1.

HGEGTFTSDVSSYLEEQAAKEFIAWLVKGGG

Purity: 95.81%
Clinical Data: No Development Reported
Size: 1 mg, 5 mg

GLP-1(28-36)amide

Cat. No.: HY-P3101

GLP-1(28-36)amide, a C-terminal nonapeptide of GLP-1, is a major product derived from the cleavage of GLP-1 by the neutral endopeptidase (NEP). GLP-1(28-36)amide is an antioxidant and targets to mitochondrion, inhibits mitochondrial permeability transition (MPT).

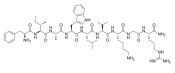

Purity: 96.08%
Clinical Data: No Development Reported
Size: 5 mg, 10 mg

GLP-1(28-36)amide TFA

Cat. No.: HY-P3101A

GLP-1(28-36)amide TFA, a C-terminal nonapeptide of GLP-1, is a major product derived from the cleavage of GLP-1 by the neutral endopeptidase (NEP). GLP-1(28-36)amide TFA is an antioxidant and targets to mitochondrion, inhibits mitochondrial permeability transition (MPT).

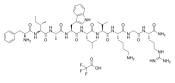

Purity: >98%
Clinical Data: No Development Reported
Size: 1 mg, 5 mg

GLP-1(32-36)amide

Cat. No.: HY-P3102

GLP-1(32-36)amide, a pentapeptide, derived from the C terminus of the glucoregulatory hormone GLP-1. GLP-1(32-36)amide could inhibit weight gain and modulate whole body glucose metabolism in diabetic mice.

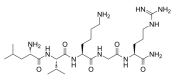

Purity: 98.43%
Clinical Data: No Development Reported
Size: 5 mg, 10 mg

GLP-1(32-36)amide TFA

Cat. No.: HY-P3102A

GLP-1(32-36)amide TFA, a pentapeptide, derived from the C terminus of the glucoregulatory hormone GLP-1. GLP-1(32-36)amide TFA could inhibit weight gain and modulate whole body glucose metabolism in diabetic mice.

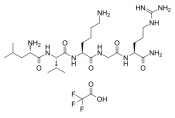

Purity: >98%
Clinical Data: No Development Reported
Size: 1 mg, 5 mg

GLP-1(7-36), amide (Glucagon-like peptide-1 (GLP-1)(7-36), amide; Human GLP-1 (7-36), amide)

Cat. No.: HY-P0054A

GLP-1(7-36), amide is a physiological incretin hormone that stimulates insulin secretion.

HAEGTFTSDVSSYLEGQAAKEFIAWLVKGR-NH_2

Purity: >98%
Clinical Data: No Development Reported
Size: 1 mg, 5 mg

GLP-1(7-36), amide acetate (Glucagon-like peptide-1 (GLP-1)(7-36), amide acetate; ...)

Cat. No.: HY-P0054

GLP-1(7-36), amide acetate is a major intestinal hormone that stimulates glucose-induced insulin secretion from β cells.

HAEGTFTSDVSSYLEGQAAKEFIAWLVKGR-NH_2

Purity: 98.62%
Clinical Data: No Development Reported
Size: 500 μg, 1 mg, 5 mg, 10 mg

GLP-1(7-36), amide TFA (Glucagon-like peptide-1 (GLP-1)(7-36), amide TFA; Human GLP-1 (7-36), amide TFA)

Cat. No.: HY-P0054B

GLP-1(7-36), amide TFA is a major intestinal hormone that stimulates glucose-induced insulin secretion from β cells.

HAEGTFTSDVSSYLEGQAAKEFIAWLVKGR-NH_2 (TFA salt)

Purity: 99.20%
Clinical Data: No Development Reported
Size: 500 μg, 1 mg, 5 mg, 10 mg

GLP-1(7-37)

Cat. No.: HY-P0055

GLP-1(7-37) is an intestinal insulinotropic hormone that augments glucose induced insulin secretion.

HAEGTFTSDVSSYLEGQAAKEFIAWLVKGRG

Purity: 99.87%
Clinical Data: No Development Reported
Size: 1 mg, 5 mg, 10 mg, 25 mg

GLP-1(7-37) acetate

Cat. No.: HY-P0055A

GLP-1(7-37) acetate is an intestinal insulinotropic hormone that augments glucose induced insulin secretion.

HAEGTFTSDVSSYLEGQAAKEFIAWLVKGRG

Purity: 98.65%
Clinical Data: No Development Reported
Size: 1 mg, 5 mg, 10 mg, 25 mg

GLP-1(9-36)amide TFA

Cat. No.: HY-P1141A

GLP-1(9-36)amide TFA is a major metabolite of glucagon-like peptide-1-(7-36) amide formed by the enzyme dipeptidyl peptidase-4 (DPP-4). GLP-1(9-36)amide TFA acts as an antagonist to the human pancreatic **GLP-1 receptor**.

EGTFTSDVSSYLEGQAAKEFIAWLVKGR-NH_2 (TFA salt)

Purity: >98%
Clinical Data: No Development Reported
Size: 1 mg, 5 mg

GLP-2(1-33)(human)

(GLP-2 (human); Glucagon-like peptide 2 (human))

Cat. No.: HY-P1024

GLP-2(1-33) (human) is an enteroendocrine hormone which can bind to the **GLP-2 receptor** and stimulate the growth of intestinal epithelium.

HADGSFSDEMNTILDNLAARDFINWLIQTKITD

Purity: 99.28%
Clinical Data: No Development Reported
Size: 500 μg, 1 mg, 5 mg

GLP-2(3-33)

Cat. No.: HY-P2625

GLP-2(3-33), generated naturally by dipeptidylpeptidase IV (DPPIV), acts as a partial agonist on **GLP-2 receptor** (EC_{50}=5.8 nM).

DGSFSDEMNTILDNLAARDFINWLIQTKITD

Purity: 99.32%
Clinical Data: No Development Reported
Size: 1 mg, 5 mg

GLP-2(rat)

Cat. No.: HY-P1142

GLP-2(rat) is an intestinal growth factor. GLP-2(rat) stimulates cell proliferation and inhibits apoptosis. GLP-2(rat) enhances mucosal mass and function in residual small intestine after massive small bowel resection (MSBR).

HADGSFSDEMNTILDNLATRDFINWLIQTKITD

Purity: >98%
Clinical Data: No Development Reported
Size: 1 mg, 5 mg

GLP-2(rat) TFA

Cat. No.: HY-P1142A

GLP-2(rat) TFA is an intestinal growth factor. GLP-2(rat) TFA stimulates cell proliferation and inhibits apoptosis. GLP-2(rat) TFA enhances mucosal mass and function in residual small intestine after massive small bowel resection (MSBR).

HADGSFSDEMNTILDNLATRDFINWLIQTKITD (TFA salt)

Purity: >98%
Clinical Data: No Development Reported
Size: 1 mg, 5 mg

Glucagon (1-29), bovine, human, porcine hydrochloride

(Porcine glucagon hydrochloride)

Cat. No.: HY-P0082A

Glucagon (1-29), bovine, human, porcine hydrochloride is a peptide hormone, produced by pancreatic α-cells. Glucagon hydrochloride stimulates gluconeogenesis. Glucagon (1-29), bovine, human, porcine hydrochloride activates HNF4α and increases HNF4α phosphorylation.

HSQGTFTSDYSKYLDSRRAQDFVQWLMNT
H-Cl

Purity: >98%
Clinical Data: Phase 4
Size: 5 mg, 10 mg

Glucagon (19-29), human

Cat. No.: HY-P0150

Glucagon (19-29), human is a potent and efficient inhibitor of insulin secretion.

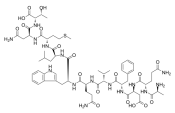

Purity: 98.95%
Clinical Data: No Development Reported
Size: 5 mg, 10 mg, 25 mg

Glucagon-Like Peptide (GLP) II, human

Cat. No.: HY-P1841

Glucagon-Like Peptide (GLP) II, human is a 33-amino acid peptide derived from the C-terminal of proglucagon and mainly produced by the intestinal L cells. Glucagon-Like Peptide (GLP) II, human stimulates intestinal mucosal growth and decreases apoptosis of enterocytes .

HADGSFSDEMNTILDNLAARDFINWLIQTKITD

Purity: >98%
Clinical Data: No Development Reported
Size: 1 mg, 5 mg

Glucagon-like peptide 1 (1-37), human

(HuGLP-1)

Cat. No.: HY-P1145

Glucagon-like peptide 1 (1-37), human is a highly potent agonist of the **GLP-1 receptor**.

HDEFERHAEGTFTSDVSSYLEGQAAKEFIAWLVKGRG

Purity: >98%
Clinical Data: No Development Reported
Size: 1 mg, 5 mg

Glucagon-like peptide 1 (1-37), human TFA

(HuGLP-1 TFA)

Cat. No.: HY-P1145A

Glucagon-like peptide 1 (1-37), human (TFA) is a highly potent agonist of the **GLP-1 receptor**.

HDEFERHAEGTFTSDVSSYLEGQAAKEFIAWLVKGRG (TFA salt)

Purity: 97.18%
Clinical Data: No Development Reported
Size: 500 μg, 1 mg

Glucagon-Like Peptide 1 (GLP-1) (7-36)-Lys (Biotin), amide, human

Cat. No.: HY-P2535

Glucagon-Like Peptide 1 (GLP-1) (7-36)-Lys (Biotin), amide, human is an N-terminal-labelled biotinylated GLP-1 (7-36) amide.

HAEGTFTSDVSSYLEGQAAKEFIAWLVKGRK(Biotin)-NH_2

Purity: >98%
Clinical Data: No Development Reported
Size: 5 mg, 10 mg

Glutathione oxidized

(L-Glutathione oxidized; GSSG; Oxiglutatione)

Cat. No.: HY-D0844

Glutathione oxidized (L-Glutathione oxidized) is produced by the oxidation of glutathione which is a major intracellular antioxidant and detoxifying agent.

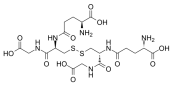

Purity: 98.38%
Clinical Data: Launched
Size: 10 mM × 1 mL, 100 mg

Gluten Exorphin B5

Cat. No.: HY-P1742

Gluten Exorphin B5 is an exogenous opioid peptides derived from wheat gluten, acts on **opioid receptor**, increases postprandial plasma insulin level in rats.

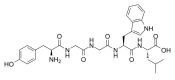

Purity: >98%
Clinical Data: No Development Reported
Size: 1 mg, 5 mg

Gluten Exorphin C

Cat. No.: HY-P1596

Gluten exorphin C is an opioid peptide derived from wheat gluten. Its **IC_{50}** values are 40 μM and 13.5 μM for **μ opioid** and **δ opioid** activities in the GPI and MVD assays, respectively.

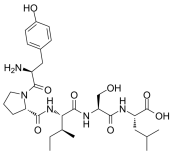

Purity: 98.97%
Clinical Data: No Development Reported
Size: 1 mg, 5 mg, 10 mg, 25 mg

Gly-Arg-Gly-Asp-Ser

Cat. No.: HY-P0295

Gly-Arg-Gly-Asp-Ser is a pentapeptide that forms the cell-binding domain of a glycoprotein, osteopontin. Gly-Arg-Gly-Asp-Ser binds to integrin receptors αvβ3 and αvβ5 with estimated **IC_{50}** of 5 and 6.5 μM.

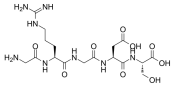

Purity: 95.05%
Clinical Data: No Development Reported
Size: 2 mg, 5 mg, 10 mg, 25 mg

Gly-Arg-Gly-Asp-Ser TFA

Cat. No.: HY-P0295A

Gly-Arg-Gly-Asp-Ser (TFA) is a pentapeptide that forms the cell-binding domain of a glycoprotein, osteopontin. Gly-Arg-Gly-Asp-Ser binds to **integrin receptors** αvβ3 and αvβ5 with estimated **IC_{50}** of 5 and 6.5 μM.

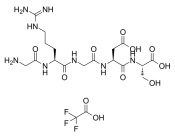

Purity: >98%
Clinical Data: No Development Reported
Size: 1 mg, 5 mg

Gly-Phe-Arg

Cat. No.: HY-P0296

Gly-Phe-Arg is a superpotent synthetic tripeptide mimics of the mud-crab pumping pheromone.

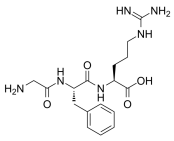

Purity: >98%
Clinical Data: No Development Reported
Size: 1 mg, 5 mg, 10 mg

Gly6

(Hexaglycine)

Cat. No.: HY-P0148

Gly6 (Hexaglycine) is a linear glycine oligopeptide with six glycines.

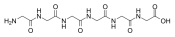

Purity: >98%
Clinical Data: No Development Reported
Size: 5 mg

Gly6 hydrochloride

(Hexaglycine hydrochloride)

Cat. No.: HY-P0148A

Gly6 hydrochloride (Hexaglycine hydrochloride) is a linear glycine oligopeptide with six glycines.

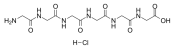

Purity: >98%
Clinical Data: No Development Reported
Size: 1 mg, 5 mg

Glycoprotein (276-286)

Cat. No.: HY-P1843

Glycoprotein (276-286) is a Db-restricted peptide derived from lymphocytic choriomeningitis virus (LCMV) glycoprotein (GP), corresponds to amino acids 276-286.

SGVENPGGYCL

Purity: >98%
Clinical Data: No Development Reported
Size: 1 mg, 5 mg

GnRH-I

Cat. No.: HY-P0292

GnRH-I is a small 10 amino acid long peptide (decapeptide) from the hypothalamus, acts at the hypophysis to cause an increase in release of biologically active Follicle-Stimulating Hormone (FSH) and Luteinizing Hormone (LH) in the blood.

Pyr-HWSYGLRPG-NH_2

Purity: 99.93%
Clinical Data: No Development Reported
Size: 1 mg, 5 mg, 10 mg, 25 mg

Goserelin acetate

(ICI-118630 acetate)

Cat. No.: HY-13673A

Goserelin acetate (ICI-118630 acetate), a decapeptide analogue of gonadotropin-releasing hormone (GnRH/LHRH), functions as a **GnRH** agonist. Goserelin acetate can be used for the research of breast cancer, epithelial ovarian cancer and prostate cancer.

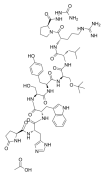

Purity: 99.89%
Clinical Data: Launched
Size: 10 mM × 1 mL, 5 mg, 10 mg, 50 mg

GP(33-41)

Cat. No.: HY-P0323

GP(33-41), a 9-aa-long peptide, is the optimal sequence of the GP1 epitope of lymphocytic choriomeningitis virus, and can upregulate H-$2D^b$ molecules at the RMA-S (Db Kb) cell surface with a SC_{50} of 344 nM.

KAVYNFATC

Purity: >98%
Clinical Data: No Development Reported
Size: 1 mg, 5 mg, 10 mg

Gp100 (25-33), human

(Hgp100 (25-33))

Cat. No.: HY-P1585

Gp100 (25-33), human (Hgp100 (25-33)) is the amino acids 25-33 fragment of the human melanoma antigen. It is a 9-amino acid (AA) epitope restricted by H-$2D^b$ and recognized by the T cells.

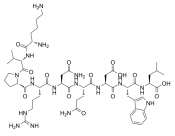

Purity: >98%
Clinical Data: No Development Reported
Size: 1 mg, 5 mg

Gp100 (25-33), human TFA

(Hgp100 (25-33) (TFA))

Cat. No.: HY-P1585A

Gp100 (25-33), human TFA (Hgp100 (25-33) TFA) is the amino acids 25-33 fragment of the human melanoma antigen. It is a 9-amino acid (AA) epitope restricted by H-$2D^b$ and recognized by the T cells.

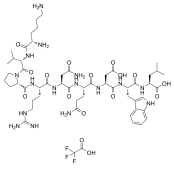

Purity: 99.60%
Clinical Data: No Development Reported
Size: 1 mg, 5 mg, 10 mg

Gp100 (25-33), mouse

(Mgp100 (25-33))

Cat. No.: HY-P2506

Gp100 (25-33), mouse sequence is found in residues 25 to 33 of the mouse self/tumor antigen glycoprotein (mgp100). Mgp100 is an enzyme involved in pigment synthesis, and the epitope fragment is expressed in both normal melanocytes and melanoma cells.

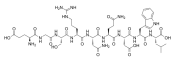

Purity: >98%
Clinical Data: No Development Reported
Size: 1 mg, 5 mg

Gp100 (25-33), mouse TFA

(Mgp100 (25-33) (TFA))

Cat. No.: HY-P2506A

Gp100 (25-33), mouse TFA sequence is found in residues 25 to 33 of the mouse self/tumor antigen glycoprotein (mgp100). Mgp100 is an enzyme involved in pigment synthesis, and the epitope fragment is expressed in both normal melanocytes and melanoma cells.

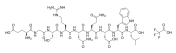

Purity: 99.25%
Clinical Data: No Development Reported
Size: 1 mg, 5 mg

Gp100 (619-627)

Cat. No.: HY-P1796

Gp100 (619-627) is amino acids 619 to 627 fragment of human melanoma antigen glycoprotein 100 (gp100). Gp100 has been a widely studied target for melanoma immunotherapy.

RLMKQDFSV

Purity: >98%
Clinical Data: No Development Reported
Size: 1 mg, 5 mg

Gp100 (619-627) (acetate)

Cat. No.: HY-P1796A

Gp100 (619-627) acetate is amino acids 619 to 627 fragment of human melanoma antigen glycoprotein 100 (gp100). Gp100 has been a widely studied target for melanoma immunotherapy.

RLMKQDFSV (acetate salt)

Purity: >98%
Clinical Data: No Development Reported
Size: 1 mg, 5 mg

GPLGIAGQ

Cat. No.: HY-P2213

GPLGIAGQ, a MMP2-cleavable polypeptide, is used as a stimulus-sensitive linker in both liposomal and micellar nanocarriers for MMP2-triggered tumor targeting. GPLGIAGQ can be used to synthesis unique MMP2-targeted photosensitizer in photodynamic therapy (PDT).

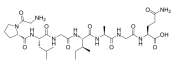

Purity: >98%
Clinical Data: No Development Reported
Size: 1 mg, 5 mg

GPLGIAGQ TFA

Cat. No.: HY-P2213A

GPLGIAGQ TFA, a MMP2-cleavable polypeptide, is used as a stimulus-sensitive linker in both liposomal and micellar nanocarriers for MMP2-triggered tumor targeting. GPLGIAGQ TFA can be used to synthesis unique MMP2-targeted photosensitizer in photodynamic therapy (PDT).

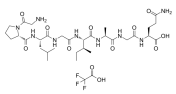

Purity: 99.67%
Clinical Data: No Development Reported
Size: 10 mM × 1 mL, 5 mg, 10 mg, 50 mg

GPRP

(Gly-Pro-Arg-Pro; Pefa 6003)

Cat. No.: HY-P0074

GPRP (Pefa 6003) is a fibrin polymerization inhibitor that inhibits the interaction of fibrinogen with the platelet membrane glycoprotein IIb/IIIa complex (GPIIb/IIIa).

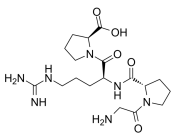

Purity: >98%
Clinical Data: No Development Reported
Size: 1 mg, 5 mg

GPRP acetate

(Gly-Pro-Arg-Pro acetate; Pefa 6003 acetate)

Cat. No.: HY-P0074A

GPRP acetate (Gly-Pro-Arg-Pro acetate) is a fibrin polymerization inhibitor that inhibits the interaction of fibrinogen with the platelet membrane glycoprotein IIb/IIIa complex (GPIIb/IIIa).

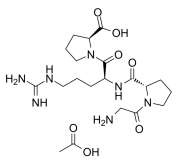

Purity: 99.83%
Clinical Data: No Development Reported
Size: 1 mg, 5 mg

GR 64349

Cat. No.: HY-P1278

GR 64349 is a potent and highly selective NK_2 receptor peptide antagonist, with an EC_{50} of 3.7 nM in rat colon. GR 64349 exhibits selectivity >1000 and >300-fold with respect to NK_1 and NK_3 receptors, respectively.

KDSFV{Aaa}LM-NH_2

Purity: >98%
Clinical Data: No Development Reported
Size: 1 mg, 5 mg

GR 64349 TFA

Cat. No.: HY-P1278A

GR 64349 is a potent and highly selective NK_2 receptor peptide antagonist, with an EC_{50} of 3.7 nM in rat colon. GR 64349 exhibits selectivity >1000 and >300-fold with respect to NK_1 and NK_3 receptors, respectively.

KDSFV{Aaa}LM-NH_2 (TFA salt)

Purity: >98%
Clinical Data: No Development Reported
Size: 1 mg, 5 mg

GR 82334

Cat. No.: HY-P1193

GR 82334 is a potent and specific reversible **tachykinin NK1 receptor** antagonist. GR 82334 inhibits substance P-induced sensitization by blocking SP NK1 receptors in naked mole-rats.</br>.

{Glp}ADPNKFY-{Aaa}-LW-NH_2

Purity: >98%
Clinical Data: No Development Reported
Size: 1 mg, 5 mg

GR 94800

Cat. No.: HY-P1277

GR 94800 is a potent and selective **NK_2** receptor peptide antagonist, with pK_B values of 9.6, 6.4 and 6.0 for NK_2, NK_1 and NK_3 receptors, respectively.

Bz-AA-{D-Trp}-F-{D-Pro}-P-{Nle}-NH_2

Purity: >98%
Clinical Data: No Development Reported
Size: 1 mg, 5 mg

GR 94800 TFA

Cat. No.: HY-P1277A

GR 94800 TFA is a potent and selective **NK_2** receptor peptide antagonist, with pK_B values of 9.6, 6.4 and 6.0 for NK_2, NK_1 and NK_3 receptors, respectively.

Bz-AA-{D-Trp}-F-{D-Pro}-P-{Nle}-NH_2 (TFA salt)

Purity: >98%
Clinical Data: No Development Reported
Size: 1 mg, 5 mg

GR-73632

Cat. No.: HY-P1192

GR-73632 is a novel tachykinin neurokinin 1 (**NK-1**) receptor agonist. GR-73632 acts directly on the peripheral terminals of primary sensory neurons through NK1 receptor which convey itch signals.

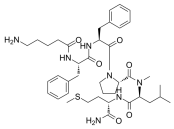

Purity: >98%
Clinical Data: No Development Reported
Size: 1 mg, 5 mg

GR231118

(1229U91; GW1229)

Cat. No.: HY-P1321

GR231118, an analogue of the C-terminus of neuropeptide Y, is a potent , competitive and relative seletive antagonist at human **neuropeptide Y Y receptor** with a **pK_i** of 10.4.

Sequence 1:IEP-{Dpr}-YRLRY-NH_2;
Sequence 1':IEP-{Dpr}-YRLRY-NH_2
(Amide bridge:Glu_2-Dpr_4';Dpr_4-Glu_2')

Purity: >98%
Clinical Data: No Development Reported
Size: 1 mg, 5 mg

GR231118 TFA

(1229U91 TFA; GW1229 TFA)

Cat. No.: HY-P1321A

GR231118 TFA, an analogue of the C-terminus of neuropeptide Y, is a potent , competitive and relative seletive antagonist at human **neuropeptide YY receptor** with a **pK_i** of 10.4.

Sequence 1:IEP-{Dpr}-YRLRY-NH_2;
Sequence 1':IEP-{Dpr}-YRLRY-NH_2
(Amide bridge:Glu_2-Dpr_4';Dpr_4-Glu_2') (TFA salt)

Purity: >98%
Clinical Data: No Development Reported
Size: 1 mg, 5 mg

Gramicidin A

Cat. No.: HY-P2324

Gramicidin A is a peptide component of gramicidin, an **antibiotic** mixture originally isolated from B. brevis. Gramicidin A is a highly hydrophobic channel-forming ionophore that forms channels in model membranes that are permeable to monovalent cations.

Gramicidin A

Purity: ≥92.0%
Clinical Data: No Development Reported
Size: 5 mg

Gramicidin C

Cat. No.: HY-P2328

Gramicidin C is a naturally occuring polypeptide antibiotic isolated from B. brevis var. G.B.

Gramicidin C

Purity: >98%
Clinical Data: No Development Reported
Size: 1 mg, 5 mg

GRF (1-29) amide (rat)

(rGHRH(1-29)NH2)

Cat. No.: HY-P1155

GRF (1-29) amide (rat) is a synthetic peptide which can stimulate the **growth hormone** (**GH**) secretion.

HADAIFTSSYRRILGQLYARKLLHEIMNR-NH_2

Purity: 98.22%
Clinical Data: No Development Reported
Size: 1 mg, 5 mg, 10 mg, 25 mg

GRGDSP

Cat. No.: HY-P0290

GRGDSP, a synthetic linear RGD peptide, is an **integrin** inhibitor.

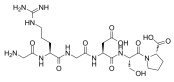

Purity: >98%
Clinical Data: No Development Reported
Size: 5 mg, 10 mg, 25 mg

GRGDSP TFA

Cat. No.: HY-P0290A

GRGDSP (TFA) is an **integrin** inhibitor.

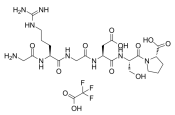

Purity: ≥98.0%
Clinical Data: No Development Reported
Size: 1 mg, 5 mg, 10 mg

GRGDSPC

Cat. No.: HY-P1559

GRGDSPC, a 7-amino acid peptide, is a thiolated cell adhesion peptide.

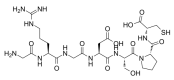

Purity: >98%
Clinical Data: No Development Reported
Size: 1 mg, 5 mg, 10 mg

GRGDSPC TFA

Cat. No.: HY-P1559A

GRGDSPC TFA, a 7-amino acid peptide, is a thiolated cell adhesion peptide.

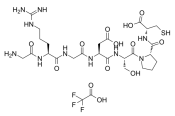

Purity: >98%
Clinical Data: No Development Reported
Size: 1 mg, 5 mg

GRGDSPK
(EMD 56574)

Cat. No.: HY-P0322

GRGDSPK (EMD 56574) is a peptide incluing Arg-Gly-Asp (RGD). GRGDSPK (EMD 56574) is an competitive and reversible inhibitory peptide for inhibiting integrin-fibronectin binding. GRGDSPK is used to study the role of integrins in bone formation and resorption.

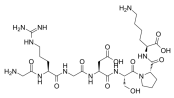

Purity: 98.30%
Clinical Data: No Development Reported
Size: 5 mg, 10 mg

GRGDSPK TFA
(EMD 56574 TFA)

Cat. No.: HY-P0322A

GRGDSPK TFA (EMD 56574 TFA) is a peptide incluing Arg-Gly-Asp (RGD). GRGDSPK TFA is an competitive and reversible inhibitory peptide for inhibiting integrin-fibronectin binding. GRGDSPK TFA is used to study the role of integrins in bone formation and resorption.

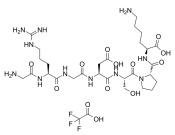

Purity: >98%
Clinical Data: No Development Reported
Size: 1 mg, 5 mg

GRK2i

Cat. No.: HY-P1396

GRK2i is a **Gβγ**-inhibitory peptide that selectively prevents Gβγ-mediated signaling. GRK2i corresponds to the Gβγ-binding domain of GRK2 (G-protein-coupled receptor kinase 2).

WKKELRDAYREAQQLVQRVPKMKNKPRS

Purity: >98%
Clinical Data: No Development Reported
Size: 1 mg, 5 mg

GRK2i TFA

Cat. No.: HY-P1396A

GRK2i TFA is a GRK2 inhibitory polypeptide that specifically inhibitsGβγ activation of GRK2. GRK2i TFA corresponds to the Gβγ-binding domain and acts as a cellular **Gβγ** antagonist.

WKKELRDAYREAQQLVQRVPKMKNKPRS (TFA salt)

Purity: >98%
Clinical Data: No Development Reported
Size: 1 mg, 5 mg

GroES mobile loop

Cat. No.: HY-P1598

GroES mobile loop is a highly flexible region of free GroES, which binds to GroEL through the residues at the tip of the loop.

ETKSAGGIVLTGS

Purity: >98%
Clinical Data: No Development Reported
Size: 1 mg, 5 mg, 10 mg

GSK3 Substrate, α, β subunit

Cat. No.: HY-P2558

GSK3 Substrate, α, β subunit is peptide substrate for glycogen synthase kinase-3 (GSK-3) and can be used to measure GSK-3 activity.

RAAVPPSPSLSRHSSPHQSEDEEE

Purity: >98%
Clinical Data: No Development Reported
Size: 1 mg, 5 mg

GsMTx4

Cat. No.: HY-P1410

GsMTx4 is a spider venom peptide that selectively inhibits cation-permeable **mechanosensitive channels (MSCs)** belonging to the Piezo and TRP channel families.

GCLEFWWKCNPNDDKCCRPKLKCSKLFKLCNFSF-NH_2

Purity: >98%
Clinical Data: No Development Reported
Size: 500 μg, 1 mg, 5 mg

GsMTx4 TFA

Cat. No.: HY-P1410A

GsMTx4 TFA is a spider venom peptide that selectively inhibits cation-permeable **mechanosensitive channels (MSCs)** belonging to the Piezo and TRP channel families.

Purity: 98.29%
Clinical Data: No Development Reported
Size: 500 µg, 1 mg, 5 mg

GTFTSDVSKQMEEEAVRLFIEWLKNGGPSSGAPPPS

Cat. No.: HY-P1231

GTFTSDVSKQMEEEAVRLFIEWLKNGGPSSGAPPPS is an Exendin-4 peptide derivative.

Purity: 99.03%
Clinical Data: No Development Reported
Size: 1 mg, 5 mg, 10 mg

Guanylin(human)

Cat. No.: HY-P1179

Guanylin(human), a 15-amino acid peptide, is an endogenous intestinal guanylate cyclase activator.

Purity: >98%
Clinical Data: No Development Reported
Size: 1 mg, 5 mg

Guanylin(human) TFA

Cat. No.: HY-P1179A

Guanylin(human) TFA, a 15-amino acid peptide, is an endogenous intestinal guanylate cyclase activator.

Purity: 97.45%
Clinical Data: No Development Reported
Size: 1 mg, 5 mg

H-Ala-Ala-Tyr-OH

Cat. No.: HY-129028

H-Ala-Ala-Tyr-OH can be synthesized mutant peptides.

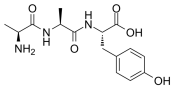

Purity: >98%
Clinical Data: No Development Reported
Size: 1 mg, 5 mg

H-Ala-Ala-Tyr-OH TFA

Cat. No.: HY-129028A

H-Ala-Ala-Tyr-OH TFA can be synthesized mutant peptides.

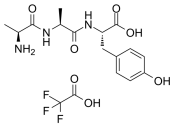

Purity: >98%
Clinical Data: No Development Reported
Size: 1 mg, 5 mg

H-D-Phe-Pip-Arg-pNA

(S-2238)

Cat. No.: HY-123275

H-D-Phe-Pip-Arg-pNA (S-2238), a chromogenic substrate, is patterned after the N-terminal portion of the A alpha chain of fibrinogen, which is the natural substrate of thrombin.

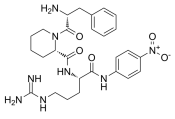

Purity: >98%
Clinical Data: No Development Reported
Size: 1 mg, 5 mg

H-D-Phe-Pip-Arg-pNA acetate

(S-2238 acetate)

Cat. No.: HY-123275B

H-D-Phe-Pip-Arg-pNA (S-2238) acetate, a chromogenic substrate, is patterned after the N-terminal portion of the A alpha chain of fibrinogen, which is the natural substrate of thrombin.

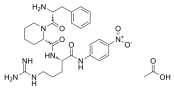

Purity: 98.14%
Clinical Data: No Development Reported
Size: 5 mg, 10 mg, 25 mg, 50 mg, 100 mg

H-Gly-Gly-Pro-OH

(Glycyl-glycyl-L-proline)

Cat. No.: HY-111922

H-Gly-Gly-Pro-OH is a peptide with 3 amino acid.

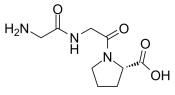

Purity: ≥97.0%
Clinical Data: No Development Reported
Size: 10 mM × 1 mL, 5 mg, 10 mg, 25 mg

H-Gly-Pro-OH

Cat. No.: HY-W016887

H-Gly-Pro-OH is an end product of collagen metabolism that is further cleaved by prolidase.

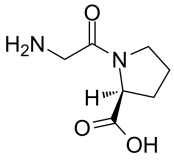

Purity: ≥97.0%
Clinical Data: No Development Reported
Size: 100 mg

H-Ile-Pro-Pro-OH

Cat. No.: HY-114424

H-Ile-Pro-Pro-OH, a milk-derived peptide, inhibits angiotensin-converting enzyme (**ACE**) with an **IC_{50}** of 5 μM. Antihypertensive tripeptides.

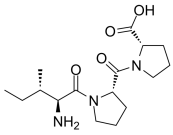

Purity: >98%
Clinical Data: No Development Reported
Size: 1 mg, 5 mg

H-Ile-Pro-Pro-OH hydrochloride

Cat. No.: HY-114424A

H-Ile-Pro-Pro-OH hydrochloride, a milk-derived peptide, inhibits angiotensin-converting enzyme (**ACE**) with an **IC_{50}** of 5 μM. Antihypertensive tripeptides.

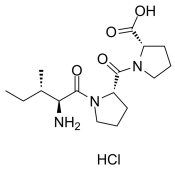

Purity: 98.19%
Clinical Data: No Development Reported
Size: 10 mM × 1 mL, 50 mg, 100 mg, 250 mg

H-Val-Pro-Pro-OH

Cat. No.: HY-114161

H-Val-Pro-Pro-OH, a milk-derived proline peptides derivative, is an inhibitor of Angiotensin I converting enzyme (**ACE**), with an **IC_{50}** of 9 μM.

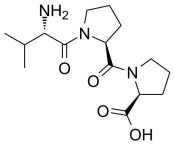

Purity: >98%
Clinical Data: No Development Reported
Size: 1 mg, 5 mg

H-Val-Pro-Pro-OH TFA

Cat. No.: HY-114161A

H-Val-Pro-Pro-OH (TFA), a milk-derived proline peptides derivative, is an inhibitor of Angiotensin I converting enzyme (**ACE**), with an **IC_{50}** of 9 μM.

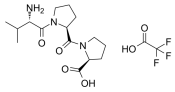

Purity: 98.04%
Clinical Data: No Development Reported
Size: 5 mg, 10 mg, 25 mg, 50 mg

H-β-Ala-AMC TFA

Cat. No.: HY-136542

H-β-Ala-AMC TFA is a substrate for aminopeptidase.

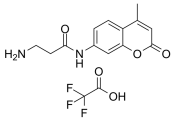

Purity: >98%
Clinical Data: No Development Reported
Size: 1 mg, 5 mg

H3K27(Me) (15-34)

Cat. No.: HY-P2252

H3K27(Me) (15-34), a histone peptide, is a repressive chromatin markderived from human histone. Polycomb Repressive Complex 2 (PRC2) is a multiprotein complex that catalyzes the methylation of H3K27(Me).

APRKQLATKAAR-{Lys(Me)}-SAPATGG

Purity: >98%
Clinical Data: No Development Reported
Size: 1 mg, 5 mg

H3K27(Me2) (15-34)

Cat. No.: HY-P2253

H3K27(Me2) (15-34), a histone peptide, is a repressive chromatin mark derived from human histone. Polycomb Repressive Complex 2 (PRC2) is a multiprotein complex that catalyzes the methylation of H3K27(Me).

APRKQLATKAAR-{Lys(Me2)}-SAPATGG

Purity: >98%
Clinical Data: No Development Reported
Size: 1 mg, 5 mg

H3K27(Me3) (15-34)

Cat. No.: HY-P2254

H3K27(Me3) (15-34), a histone peptide, is a repressive chromatin mark derived from human histone. Polycomb Repressive Complex 2 (PRC2) is a multiprotein complex that catalyzes the methylation of H3K27(Me).

APRKQLATKAAR-{Lys(Me3)}-SAPATGG

Purity: >98%
Clinical Data: No Development Reported
Size: 1 mg, 5 mg

H3K4(Me) (1-20)

Cat. No.: HY-P2255

H3K4(Me) (1-20), a histone peptide. H3K4me is an intricately regulated posttranslational modification, which is broadly associated with enhancers and promoters of actively transcribed genomic loci.

ART-{Lys(Me)}-QTARKSTGGKAPRKQL

Purity: >98%
Clinical Data: No Development Reported
Size: 1 mg, 5 mg

H3K4(Me2) (1-20)

Cat. No.: HY-P2256

H3K4(Me2) (1-20) is a histone peptide. H3K4me2 regulates the recovery of protein biosynthesis and homeostasis following DNA damage.

ART-{Lys(Me2)}-QTARKSTGGKAPRKQL

Purity: >98%
Clinical Data: No Development Reported
Size: 1 mg, 5 mg

H3K4(Me3) (1-20)

Cat. No.: HY-P2257

H3K4(Me3) (1-20) is a histone peptide. Trimethylation of histone H3 on lysine 4 (H3K4 me3) is found in active euchromatin but not in silent heterochromatin.

ART-{Lys(Me3)}-QTARKSTGGKAPRKQL

Purity: >98%
Clinical Data: No Development Reported
Size: 1 mg, 5 mg

HA Peptide

Cat. No.: HY-P0239

HA Peptide (HA tag) is a nine amino acids peptide derived from the human influenza hemagglutinin (HA). HA Peptide is extensively used to isolate, purify, detect, and track the protein of interest in cell biology and biochemistry.

YPYDVPDYA

Purity: 99.23%
Clinical Data: No Development Reported
Size: 1 mg, 5 mg, 10 mg

HA Peptide TFA

Cat. No.: HY-P0239A

HA Peptide (TFA) is a nine amino acids peptide derived from the human influenza hemagglutinin (HA). HA Peptide (TFA) is extensively used to isolate, purify, detect, and track the protein of interest in cell biology and biochemistry.

YPYDVPDYA (TFA salt)

Purity: 99.21%
Clinical Data: No Development Reported
Size: 5 mg, 10 mg

HAE

Cat. No.: HY-P1232

HAE is a 3-amino acid peptide which consists of histidine, alanine and glutamate.

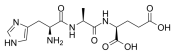

Purity: 99.89%
Clinical Data: No Development Reported
Size: 1 mg, 5 mg, 10 mg

HAEGT

Cat. No.: HY-P1230

HAEGT is the first N-terminal 1-5 residues of glucagon like peptide-1 (GLP-1) peptide. HAEGT can acts as competitive substrate for probing prime substrate binding sites of human dipeptidyl peptidase-IV.

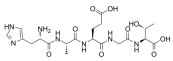

Purity: 99.26%
Clinical Data: No Development Reported
Size: 1 mg, 5 mg, 10 mg

HAEGTFT

Cat. No.: HY-P1228

HAEGTFT is the first N-terminal 1-7 residues of GLP-1 peptide.

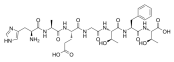

Purity: 99.27%
Clinical Data: No Development Reported
Size: 1 mg, 5 mg, 10 mg

HAEGTFTSD

Cat. No.: HY-P1226

HAEGTFTSD is a 9-residue peptide of human GLP-1 peptide or GLP-1(7-36), amide (HY-P0054A). GLP-1(7-36), amide is a physiological incretin hormone that stimulates insulin secretionin a glucose-dependant manner.

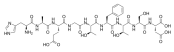

Purity: 98.04%
Clinical Data: No Development Reported
Size: 1 mg, 5 mg, 10 mg

HAEGTFTSDVS

Cat. No.: HY-P1224

HAEGTFTSDVS is the first N-terminal 1-11 residues of GLP-1 peptide.

HAEGTFTSDVS

Purity: 98.31%
Clinical Data: No Development Reported
Size: 1 mg, 5 mg, 10 mg

HAEGTFTSDVSSYLE

Cat. No.: HY-P1445

HAEGTFTSDVSSYLE is a polypeptide from patent CN 102920658 B. GLP-I analog contains the sequence.

HAEGTFTSDVSSYLE

Purity: 98.16%
Clinical Data: No Development Reported
Size: 1 mg, 5 mg, 10 mg

HAIYPRH hydrochloride

Cat. No.: HY-P2314

HAIYPRH hydrochloride, a targeting ligand, can specially bind to transferrin receptor (TfR). HAIYPRH hydrochloride can mediate the transport of nanocarriers across the blood-brain barrier.

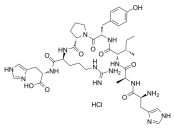

Purity: >98%
Clinical Data: No Development Reported
Size: 1 mg, 5 mg

Handle region peptide, rat

Cat. No.: HY-P1572

Handle region peptide, rat is a **prorenin receptor** antagonist, suppresses the progression of diabetic nephropathy and has anti-inflammatory in the eye.

RILLKKMPSV

Purity: >98%
Clinical Data: No Development Reported
Size: 1 mg, 5 mg, 10 mg

HCGRP-(8-37)

(Human α-CGRP (8-37))

Cat. No.: HY-P1014

HCGRP-(8-37) is a human calcitonin gene-related peptide (hCGRP) fragment and also an antagonist of **CGRP receptor**.

VTHRLAGLLSRSGGVVKNNFVPTNVGSKAF-NH_2

Purity: 98.0%
Clinical Data: No Development Reported
Size: 500 μg, 1 mg, 5 mg

HCV-IN-4

Cat. No.: HY-P0162

HCV-IN-4 is a potent and orally active **HCV NS5A** inhibitor, shows great potency against GT1a, GT2b, GT3a, GT1a Y93H and GT1a L31V, with **EC_{90}**s of 3 pM, 0.3 nM, 0.01 nM, 0.5 nM and 0.02 nM, respectively.

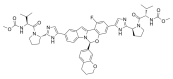

Purity: >98%
Clinical Data: No Development Reported
Size: 1 mg, 5 mg

Hemokinin 1 (mouse)

Cat. No.: HY-P1030

Hemokinin 1 (mouse) is a selective agonist of **neurokinin-1 receptor**, with **K_i** of 0.175 nM and 560 nM for human NK1 receptor and human NK2 receptor, respectively.

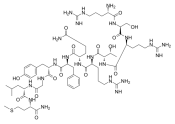

Purity: 98.30%
Clinical Data: No Development Reported
Size: 1 mg, 5 mg, 10 mg

Hemokinin 1, human

Cat. No.: HY-P1198

Hemokinin 1, human is a selective tachykinin **neurokinin 1 (NK1)** receptor full agonist. Hemokinin 1, human is a full agonist at **NK2** and **NK3** receptor. Hemokinin 1, human can produces an opioid-independent analgesia.

TGKASQFFGLM-NH_2

Purity: >98%
Clinical Data: No Development Reported
Size: 1 mg, 5 mg

Hemokinin 1, human TFA

Cat. No.: HY-P1198A

Hemokinin 1, human TFA is a selective tachykinin **neurokinin 1 (NK1)** receptor full agonist. Hemokinin 1, human TFA is a full agonist at **NK2** and **NK3** receptor. Hemokinin 1, human TFA can produces an opioid-independent analgesia.

TGKASQFFGLM-NH_2 (TFA salt)

Purity: >98%
Clinical Data: No Development Reported
Size: 1 mg, 5 mg

Hemopressin (human, mouse)

Cat. No.: HY-P1091

Hemopressin is a nonapeptide derived from the α1-chain of hemoglobin, is originally isolated from rat brain homogenates. Hemopressin is orally active, selective and inverse agonist of **CB1** cannabinoid receptors.

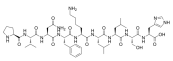

Purity: >98%
Clinical Data: No Development Reported
Size: 1 mg, 5 mg

Hemopressin(human, mouse) TFA

Cat. No.: HY-P1091A

Hemopressin TFA is a nonapeptide derived from the α1-chain of hemoglobin, is originally isolated from rat brain homogenates. Hemopressin TFA is orally active, selective and inverse agonist of **CB1** cannabinoid receptors.

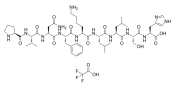

Purity: >98%
Clinical Data: No Development Reported
Size: 1 mg, 5 mg

Hemopressin(rat)

Cat. No.: HY-P1090

Hemopressin(rat) is a nonapeptide derived from the α1-chain of hemoglobin, is originally isolated from rat brain homogenates. Hemopressin(rat) is orally active, selective and inverse agonist of **CB1** cannabinoid receptors.

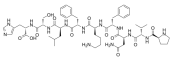

Purity: >98%
Clinical Data: No Development Reported
Size: 1 mg, 5 mg

Hemopressin(rat) TFA

Cat. No.: HY-P1090A

Hemopressin(rat) TFA is a nonapeptide derived from the α1-chain of hemoglobin, is originally isolated from rat brain homogenates. Hemopressin(rat) TFA is orally active, selective and inverse agonist of **CB1** cannabinoid receptors.

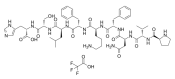

Purity: >98%
Clinical Data: No Development Reported
Size: 1 mg, 5 mg

Hemorphin-7

Cat. No.: HY-P0318

Hemorphin-7 is a hemorphin peptide, an endogenous opioid peptide derived from the β-chain of hemoglobin. Hemorphin peptides exhibits antinociceptive and antihypertensive activities, activating opioid receptors and inhibiting angiotensin-converting enzyme (ACE).

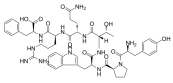

Purity: 99.65%
Clinical Data: No Development Reported
Size: 1 mg, 5 mg, 10 mg

Hepatitis B Virus Core (128-140)

Cat. No.: HY-P1774

Hepatitis B Virus Core (128-140) is a peptide of hepatitis B virus core protein.

TPPAYRPPNAPIL

Purity: >98%
Clinical Data: No Development Reported
Size: 1 mg, 5 mg

Hepatitis Virus C NS3 Protease Inhibitor 2

Cat. No.: HY-P2502

Hepatitis Virus C NS3 Protease Inhibitor 2 is a product-based peptide inhibitor of **hepatitis C virus (HCV) NS3 protease**, with a K_i of 41 nM.

Ac-DE-{Dif}-E-{Cha}-C

Purity: >98%
Clinical Data: No Development Reported
Size: 1 mg, 5 mg

HER2/neu (654-662) GP2

Cat. No.: HY-P1855

HER2/neu (654-662) GP2 is a nine amino acid peptide derived from the human epidermal growth factor receptor 2 (HER2/nue, 654–662), induces HLA-A2-restricted cytotoxic T lymphocytes (CTL) reactive to various epithelial cancers.

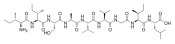

Purity: >98%
Clinical Data: No Development Reported
Size: 1 mg, 5 mg

HEX3

Cat. No.: HY-P0302

HEX3 is a fragment of the adenoviral hexon. Hexon is the major capsid protein of adenovirion and is comprised of three identical polypeptide chains.

KYSPSNVKI

Purity: 99.39%
Clinical Data: No Development Reported
Size: 1 mg, 5 mg, 10 mg

Hexa-D-arginine

(Furin Inhibitor II)

Cat. No.: HY-P1028

Hexa-D-arginine (Furin Inhibitor II) is a stable **furin** inhibitor with K_i values 106 nM, 580 nM and 13.2 μM for **furin**, PACE4 and prohormone convertase-1 (PC1), respectively. Hexa-D-arginine blocks Pseudomonas exotoxin A and anthrax toxins toxicity in vitro and in vivo.

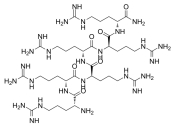

Purity: 99.57%
Clinical Data: No Development Reported
Size: 1 mg, 5 mg, 10 mg

Hexa-D-arginine TFA

(Furin Inhibitor II TFA)

Cat. No.: HY-P1028A

Hexa-D-arginine TFA (Furin Inhibitor II TFA) is a stable **furin** inhibitor with K_i values 106 nM, 580 nM and 13.2 μM for **furin**, PACE4 and prohormone convertase-1 (PC1), respectively. Hexa-D-arginine TFA blocks Pseudomonas exotoxin A and anthrax toxins toxicity in vitro and in vivo.

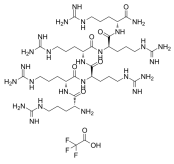

Purity: >98%
Clinical Data: No Development Reported
Size: 1 mg, 5 mg

Hexa-His

Cat. No.: HY-P0294

Hexa-His is a peptide consisting of 6 His residues, used as a metal binding site for the recombinant protein.

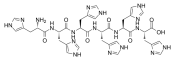

Purity: 98.62%
Clinical Data: No Development Reported
Size: 10 mM × 1 mL, 5 mg, 10 mg, 25 mg

HIF-1 alpha (556-574)

Cat. No.: HY-P1888

HIF-1 alpha (556-574) is a short hypoxia-inducible factor-1 (HIF-1) 19 residues fragment. HIF-1 functions as master regulator of response to oxygen homeostasis.

DLDLEMLAPYIPMDDDFQL

Purity: >98%
Clinical Data: No Development Reported
Size: 1 mg, 5 mg

HIF-1 alpha (556-574) (TFA)

Cat. No.: HY-P1888A

HIF-1 alpha (556-574) TFA is a short hypoxia-inducible factor-1 (HIF-1) 19 residues fragment. HIF-1 functions as master regulator of response to oxygen homeostasis.

DLDLEMLAPYIPMDDDFQL (TFA salt)

Purity: >98%
Clinical Data: No Development Reported
Size: 1 mg, 5 mg

His-Pro

Cat. No.: HY-111659

His-Pro is a dipeptide consisting of histidyl and proline.

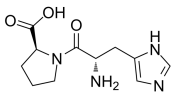

Purity: >98%
Clinical Data: No Development Reported
Size: 10 mg

His-Pro hydrochloride

Cat. No.: HY-111659A

His-Pro hydrochloride is a dipeptide consisting of histidyl and proline.

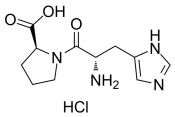

Purity: >98%
Clinical Data: No Development Reported
Size: 10 mg

His-[D-2-ME-Trp]-Ala

Cat. No.: HY-P1460

His-[D-2-ME-Trp]-Ala is a fragment of the growth hormone hexarelin.

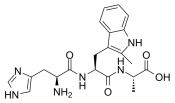

Purity: 99.92%
Clinical Data: No Development Reported
Size: 10 mM × 1 mL, 5 mg, 10 mg, 25 mg

Histatin 5

Cat. No.: HY-P0273

Histatin 5 inhibits the activity of the host matrix metalloproteinases **MMP-2** and **MMP-9** with **IC_{50}**s of 0.57 and 0.25 μM, respectively.

DSHAKRHHGYKRKFHEKHHSHRGY

Purity: >98%
Clinical Data: No Development Reported
Size: 1 mg, 5 mg

Histatin 5 TFA

Cat. No.: HY-P0273A

Histatin 5 TFA inhibits the activity of the host matrix metalloproteinases **MMP-2** and **MMP-9** with **IC_{50}**s of 0.57 and 0.25 μM, respectively.

DSHAKRHHGYKRKFHEKHHSHRGY (TFA salt)

Purity: 97.17%
Clinical Data: No Development Reported
Size: 500 μg, 1 mg, 5 mg, 10 mg

Histone H1-derived Peptide

Cat. No.: HY-P2480

Histone H1-derived Peptide is a phosphopeptide and the peptide substrates containes a sequence in accordance with the optimal recognition motif for CDKs.

GGGPATPKKAKKL

Purity: >98%
Clinical Data: No Development Reported
Size: 1 mg, 5 mg

Histone H2A (1-20)

Cat. No.: HY-P2509

Histone H2A (1-20), a 35-residue a peptide of histone H2A, is a substrate for methyltransferase/demethylase enzymes.

SGRGKQGGKARAKAKTRSSR

Purity: >98%
Clinical Data: No Development Reported
Size: 1 mg, 5 mg

Histone H3 (1-21)

Cat. No.: HY-P2552

Histone H3 (1-21), derived from Histone H3 1-21 amino acids, is usually used as a substrate for methyltransferase (Histone 3 K4 and K9) and acetyltransferase (Histone 3 K9 and K14) assays.

ARTKQTARKSTGGKAPRKQLA

Purity: >98%
Clinical Data: No Development Reported
Size: 1 mg, 5 mg

Histone H3 (1-25), amide

Cat. No.: HY-P2554

Histone H3 (1-25), amide is an N-terminal peptide fragment of histone H3. Histone H3 (1-25), amide can be used to identify the substrate for histone methyltransferases (HMTs).

ARTKQTARKSTGGKAPRKQLATKAA-NH_2

Purity: >98%
Clinical Data: No Development Reported
Size: 1 mg, 5 mg

Histone H3 (1-34)

Cat. No.: HY-P2258

Histone H3 (1-34) is a peptide derived from human histone isotype 3.1. Histones are the main protein components of eukaryotic chromatin.

ARTKQTARKSTGGKAPRKQLATKAARKSAPATGG

Purity: >98%
Clinical Data: No Development Reported
Size: 1 mg, 5 mg

Histone H3 (1-35)

Cat. No.: HY-P2465

Histone H3 (1-35) is a 35-residue peptide of histone H3. Histone H3 is one of the five main histones involved in the structure of chromatin in eukaryotic cells.

ARTKQTARKSTGGKAPRKQLATKAARKSAPATGGV

Purity: >98%
Clinical Data: No Development Reported
Size: 1 mg, 5 mg

Histone H3 (1-35) (TFA)

Cat. No.: HY-P2465A

Histone H3 (1-35) TFA is a 35-residue peptide of histone H3. Histone H3 is one of the five main histones involved in the structure of chromatin in eukaryotic cells.

ARTKQTARKSTGGKAPRKQLATKAARKSAPATGGV (TFA salt)

Purity: 99.85%
Clinical Data: No Development Reported
Size: 5 mg, 10 mg

Histone H3 (116-136), C116-136

Cat. No.: HY-P2553

Histone H3 (116-136), C116-136 is a peptide spaning the C-terminus of histone H3, amino acids 116 to 136.

KRVTIMPKDIQLARRIRGERA

Purity: >98%
Clinical Data: No Development Reported
Size: 1 mg, 5 mg

Histone H3 (21-44)

Cat. No.: HY-P2556

Histone H3 (21-44), derived from histone H3 21-44 amino acids, is usually used as a substrate (such as protein arginine methyltransferases) for methylation assays.

ATKAARKSAPATGGVKKPHRYRPG

Purity: >98%
Clinical Data: No Development Reported
Size: 1 mg, 5 mg

Histone H3 (23-34)

Cat. No.: HY-P2555

Histone H3 (23-34) is the histone H3 amino acid residues 23 to 34. Histone H3 (23-34) contains lysine residues at positions 23 and 27 that are subject to methylation and acetylation.

KAARKSAPATGG

Purity: >98%
Clinical Data: No Development Reported
Size: 1 mg, 5 mg

Histone H3 (5-23)

Cat. No.: HY-P2557

Histone H3 (5-23), derived from histone H3 5-23 amino acids, can be used as a substrate for histone acetyltransferase (HAT) assays.

QTARKSTGGKAPRKQLASK

Purity: >98%
Clinical Data: No Development Reported
Size: 1 mg, 5 mg

Histone H4 (2-21)

Cat. No.: HY-P1958

Histone H4 (2-21) is the core histones associated with chromatinization of herpes simplex virus 1 (HSV-1) genomes.

SGRGKGGKGLGKGGAKRHRK

Purity: >98%
Clinical Data: No Development Reported
Size: 1 mg, 5 mg

HIV gag peptide (197-205)

Cat. No.: HY-P1885

HIV gag peptide (197-205) is a H-2K^d-restricted epitope derived from the p24 portion of the HIV-1 gag protein, consists of amino acids 197-205 (AMQMLKETI).

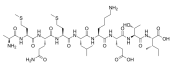

Purity: >98%
Clinical Data: No Development Reported
Size: 1 mg, 5 mg

HIV p17 Gag (77-85)

Cat. No.: HY-P1757

HIV p17 Gag (77-85) is an HLA-A*0201(A2)-restricted CTL epitope, used in the research of anti-HIV.

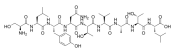

Purity: >98%
Clinical Data: No Development Reported
Size: 1 mg, 5 mg

HIV Protease Substrate 1

Cat. No.: HY-P2344

HIV Protease Substrate 1, a fiuorogenic HIV protease substrate, can be used to study enzymatic activity of HIV protease.

R(Glu(EDANS))SQNYPIVQ(Lys(DABCYL))R

Purity: >98%
Clinical Data: No Development Reported
Size: 1 mg, 5 mg

HIV Protease Substrate 1 TFA

Cat. No.: HY-P2344A

HIV Protease Substrate 1 TFA, a fiuorogenic HIV protease substrate, can be used to study enzymatic activity of HIV protease.

R(Glu(EDANS))(SGNYPIVQ)(Lys(DABCYL))R (TFA salt)

Purity: >98%
Clinical Data: No Development Reported
Size: 1 mg, 5 mg

HIV-1 Rev (34-50)

(HIV-1 rev Protein (34-50))

Cat. No.: HY-P1586

HIV-1 Rev (34-50) is a 17-aa peptide derived from the Rev-responsive element (RRE)-binding domains of Rev in HIV-1, with anti-HIV-1 activity.

TRQARRNRRRRWRERQR

Purity: >98%
Clinical Data: No Development Reported
Size: 500 μg, 1 mg, 5 mg

HIV-1 TAT (48-60)

Cat. No.: HY-P1491

HIV-1 TAT (48-60) is a cell-penetrating peptide derived from the human immunodeficient virus (HIV)-1 Tat protein residue 48-60. It has been used to deliver exogenous macromolecules into cells in a non-disruptive way.

GRKKRRQRRRPPQ

Purity: 99.47%
Clinical Data: No Development Reported
Size: 1 mg, 5 mg, 10 mg

HNGF6A

Cat. No.: HY-P1184

HNGF6A is a humanin analogue. HNGF6A increases glucose-stimulated insulin secretion and glucose metabolism, and has the potential for diabetes research. HNGF6A inhibits of **ROS** production during oxidative stress.

MAPRGASCLLLLTGEIDLPVKRRA

Purity: >98%
Clinical Data: No Development Reported
Size: 1 mg, 5 mg

HNGF6A TFA

Cat. No.: HY-P1184A

HNGF6A TFA is a humanin analogue. HNGF6A TFA increases glucose-stimulated insulin secretion and glucose metabolism, and has the potential for diabetes research. HNGF6A TFA inhibits of **ROS** production during oxidative stress.

MAPRGASCLLLLTGEIDLPVKRRA (TFA salt)

Purity: >98%
Clinical Data: No Development Reported
Size: 1 mg, 5 mg

HPV16 E7 (86-93)

Cat. No.: HY-P1778

HPV16 E7 (86-93) is a human leukocyte antigen (HLA)-A2.1 restricted HPV16 E7-derived peptide. HPV16 E7 (86-93) is immunogenic in cervical carcinomas.

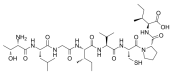

Purity: >98%
Clinical Data: No Development Reported
Size: 1 mg, 5 mg

HPV16 E7 (86-93) (TFA)

Cat. No.: HY-P1778A

HPV16 E7 (86-93) TFA is a human leukocyte antigen (HLA)-A2.1 restricted HPV16 E7-derived peptide. HPV16 E7 (86-93) TFA is immunogenic in cervical carcinomas.

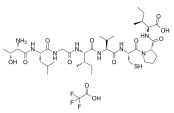

Purity: 99.54%
Clinical Data: No Development Reported
Size: 1 mg, 5 mg

HPV16-E711-20 epitope

Cat. No.: HY-P1881

HPV16-E711-20 epitope is a well-known HLA-A*0201-restricted human cytotoxic T lymphocyte (CTL) epitope of the HPV16 E7 protein that shows high-affinity binding to HLA-A2 in vitro.

YMLDLQPETT

Purity: >98%
Clinical Data: No Development Reported
Size: 1 mg, 5 mg

HS014

Cat. No.: HY-P1216

HS014 is a potent and selective **melanocortin-4 (MC4) receptor** antagonist, with K_is of 3.16, 108, 54.4 and 694 nM for human MC4, MC1, MC3 and MC5 receptors, respectively. HS014 modulates the behavioral effects of morphine in mice. HS014 increases food intake in free-feeding rats.

Ac-CEH-(D-2Nal)-RWGCPPKD-NH_2 (Disulfide bridge:Cys_1-Cys_8)

Purity: >98%
Clinical Data: No Development Reported
Size: 1 mg, 5 mg

HS014 TFA

Cat. No.: HY-P1216A

HS014 TFA is a potent and selective **melanocortin-4 (MC4) receptor** antagonist, with K_is of 3.16, 108, 54.4 and 694 nM for human MC4, MC1, MC3 and MC5 receptors respectively. HS014 TFA modulates the behavioral effects of morphine in mice.

Ac-CEH-(D-2Nal)-RWGCPPKD-NH_2 (Disulfide bridge:Cys_1-Cys_8) (TFA salt)

Purity: >98%
Clinical Data: No Development Reported
Size: 1 mg, 5 mg

HS024

Cat. No.: HY-P1215

HS024 is a selective **MC4 receptor** antagonist, with K_is of 0.29, 3.29, 5.45, and 18.6 nM for MC4, MC5, MC3, and MC1, respectively. HS024 increase food intake.

Purity: >98%
Clinical Data: No Development Reported
Size: 5 mg, 10 mg

HS024 TFA

Cat. No.: HY-P1215A

HS024 is a selective **MC4 receptor** antagonist, with K_is of 0.29, 3.29, 5.45, 18.6 nM for MC4, MC5, MC3, and MC1, respectively. HS024 increase food intake.

Purity: >98%
Clinical Data: No Development Reported
Size: 1 mg, 5 mg

HSDVHK-NH2

Cat. No.: HY-P1187

HSDVHK-NH2 is an antagonist of the **integrin αvβ3-vitronectin** interaction, with an **IC_{50}** of 1.74 pg/mL (2.414 pM).
.

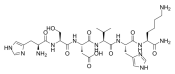

Purity: 99.63%
Clinical Data: No Development Reported
Size: 5 mg, 10 mg

HSDVHK-NH2 TFA

Cat. No.: HY-P1187A

HSDVHK-NH2 TFA is an antagonist of the **integrin αvβ3-vitronectin** interaction, with an **IC_{50}** of 1.74 pg/mL (2.414 pM).
.

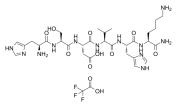

Purity: >98%
Clinical Data: No Development Reported
Size: 1 mg, 5 mg

Hsp70-derived octapeptide

Cat. No.: HY-P1896

Hsp70-derived octapeptide is a conserved octapeptide of the C-terminal end of Hsp70, which physically interacts with tetratricopeptide repeat (TPR) motifs.

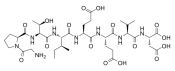

Purity: >98%
Clinical Data: No Development Reported
Size: 1 mg, 5 mg

HSV-gB2 (498-505)

Cat. No.: HY-P1862

HSV-gB2 (498-505) is an immunodominant epitope from herpes simplex virus (HSV) glycoprotein B residues 498-505, acts as H-2Kb-restricted and HSV-1/2-cross-reactive cytotoxic T-lymphocyte (CTL) recognition epitope.

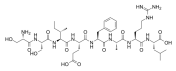

Purity: >98%
Clinical Data: No Development Reported
Size: 1 mg, 5 mg

Human growth hormone-releasing factor

(Growth Hormone Releasing Factor human)

Cat. No.: HY-P0089

Human growth hormone-releasing factor (Growth Hormone Releasing Factor human) is a hypothalamic polypeptide and stimulates GH production and release by binding to the GHRH Receptor (GHRHR) on cells in the anterior pituitary.

Purity: >98%
Clinical Data: No Development Reported
Size: 500 μg, 1 mg, 5 mg, 10 mg

Human growth hormone-releasing factor TFA

(Growth Hormone Releasing Factor human TFA)

Cat. No.: HY-P0089A

Human growth hormone-releasing factor TFA (Growth Hormone Releasing Factor human TFA) is a hypothalamic polypeptide and stimulates GH production and release by binding to the GHRH Receptor (GHRHR) on cells in the anterior pituitary.

Purity: 98.22%
Clinical Data: No Development Reported
Size: 5 mg

Human Papillomavirus (HPV) E7 protein (49-57)

Cat. No.: HY-P1907

Human Papillomavirus (HPV) E7 protein (49-57) is the H-2^d-restricted human papillomavirus (HPV) $E7_{49-57}$ epitope (short peptide spanning the 49th to 57th amino acid residues in the E7 protein).

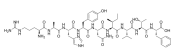

Purity: >98%
Clinical Data: No Development Reported
Size: 1 mg, 5 mg

Human PD-L1 inhibitor I

Cat. No.: HY-P2474

Human PD-L1 inhibitor I is a **hPD-1** peptide ligand, with a **K_D** of 3.39 μM. Human PD-L1 inhibitor I may disturb the binding of hPD-L1 to hPD-1.

FNWDYSWKSERLKEAYDL

Purity: >98%
Clinical Data: No Development Reported
Size: 1 mg, 5 mg

Human PD-L1 inhibitor II

Cat. No.: HY-P2470

Human PD-L1 inhibitor II is a potent **PD-L1** inhibitor with anti-cancer activity.

FNWDYSLEELREKAKYK

Purity: >98%
Clinical Data: No Development Reported
Size: 1 mg, 5 mg

Human PD-L1 inhibitor III

Cat. No.: HY-P2564

Human PD-L1 inhibitor III is a human PD-L1 inhibitor.

TEKDYRHGNIRMKLAYDL

Purity: >98%
Clinical Data: No Development Reported
Size: 1 mg, 5 mg

Human PD-L1 inhibitor IV

Cat. No.: HY-P2477

Human PD-L1 inhibitor IV, a polypeptide, is a competitive **human PD-1 protein** inhibitor with a K_d value of 1.38 μM. Human PD-L1 inhibitor IV inhibits the interaction of hPD-1/hPD-L1.

GNWDYNSQRAQLYNQ

Purity: >98%
Clinical Data: No Development Reported
Size: 1 mg, 5 mg

Human PD-L1 inhibitor V

Cat. No.: HY-P2478

Human PD-L1 inhibitor V, a **human PD-1 protein** binding peptide with a K_d value of 3.32 μM. Human PD-L1 inhibitor V inhibit the interaction of hPD-1/hPD-L1.

LDYVNRRKMYQ

Purity: >98%
Clinical Data: No Development Reported
Size: 1 mg, 5 mg

Human PD-L1 inhibitor V TFA

Cat. No.: HY-P2478A

Human PD-L1 inhibitor V TFA, a **human PD-1 protein** binding peptide with a K_d value of 3.32 μM. Human PD-L1 inhibitor V TFA inhibit the interaction of hPD-1/hPD-L1.

LDYVNRRKMYQ (TFA salt)

Purity: 96.63%
Clinical Data: No Development Reported
Size: 10 mg

Human β-defensin-1

(HβD-1)

Cat. No.: HY-P2315

Human β-defensin-1 (HβD-1) is a cysteine-rich cationic **skin-antimicrobial peptide (SAP)** produced by all epithelial surfaces, but also by circulatory cells and cells of the reproductive tract. Human β-defensin-1 has antimicrobial activities against a broad-sperm bacteria.

Purity: >98%
Clinical Data: No Development Reported
Size: 1 mg, 5 mg

Human β-defensin-2

(HβD-2)

Cat. No.: HY-P2313

Human β-defensin-2 (HβD-2) is a small cysteine-rich cationic **skin-antimicrobial peptide (SAP)** produced by a number of epithelial cells.

Purity: >98%
Clinical Data: No Development Reported
Size: 1 mg, 5 mg

Human β-defensin-3

(HβD-3)

Cat. No.: HY-P2312

Human β-defensin-3 (HβD-3) is an antibiotic **anti-microbial peptide** produced by epithelial cells with antimicrobial activities and reduces the effect of inflammatory cytokine responses. Human β-defensin-3 is against different microbes with IC_{90} values of 6-25 μg/ml.</br>.

Purity: >98%
Clinical Data: No Development Reported
Size: 1 mg, 5 mg

Huwentoxin XVI

Cat. No.: HY-P1078

Huwentoxin XVI, an analgesic, is a highly reversible and selective mammalian **N-type calcium channel** (IC_{50} of ~60 nM) antagonist from Chinese tarantula Ornithoctonus huwena. Huwentoxin XVI has no effect on voltagegated T-type calcium channels, potassium channels or sodium channels.

Purity: >98%
Clinical Data: No Development Reported
Size: 1 mg, 5 mg

Huwentoxin XVI TFA

Cat. No.: HY-P1078A

Huwentoxin XVI TFA, an analgesic, is a highly reversible and selective mammalian **N-type calcium channel** (IC_{50} of ~60 nM) antagonist from Chinese tarantula Ornithoctonus huwena. Huwentoxin XVI TFA has no effect on voltagegated T-type calcium channels, potassium channels or sodium channels.

Purity: >98%
Clinical Data: No Development Reported
Size: 1 mg, 5 mg

Huwentoxin-IV

Cat. No.: HY-P1220

Huwentoxin-IV is a potent and selective **sodium channel** blocker, inhibits neuronal **Nav1.7**, **Nav1.2**, **Nav1.3** and **Nav1.4** with **IC_{50}**s of 26, 150, 338 and 400 nM, respectively.

ECLEIFKACNPSNDQCCKSSKLVCSRKTRWCKYQI-NH_2
(Disulfide bridge: C_1-C_{16}, C_2-C_{19}, C_8-C_{20}, C_{15}-C_{26}, C_{18}-C_{31})

Purity: >98%
Clinical Data: No Development Reported
Size: 1 mg, 5 mg

Huwentoxin-IV TFA

Cat. No.: HY-P1220A

Huwentoxin-IV TFA is a potent and selective **sodium channel** blocker, inhibits neuronal **Nav1.7**, **Nav1.2**, **Nav1.3** and **Nav1.4** with **IC_{50}**s of 26, 150, 338 and 400 nM, respectively.

ECLEIFKACNPSNDQCCKSSKLVCSRKTRWCKYQI-NH_2
(Disulfide bridge: C_1-C_{16}, C_2-C_{19}, C_8-C_{20}, C_{15}-C_{26}, C_{18}-C_{31}) (TFA salt)

Purity: >98%
Clinical Data: No Development Reported
Size: 1 mg, 5 mg

HXR9

Cat. No.: HY-P3245

HXR9 is a cell-permeable peptide and a competitive antagonist of **HOX/PBX interaction**. HXR9 antagonizes the interaction between HOX and a second transcrip-tion factor (PBX), which binds to HOX proteins in paralogue groups1 to 8.

WYPWMKKHHRRRRRRRRRR

Purity: >98%
Clinical Data: No Development Reported
Size: 1 mg, 5 mg

Hyp-Phe-Phe

Cat. No.: HY-P2788

Hyp-Phe-Phe is a tripeptide that forms helical-like sheets via aromatic interactions of the Phe rings to comprise a cross helical architecture. Hyp-Phe-Phe possesses a high shear piezoelectricity and acts as piezoelectric material.

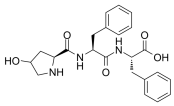

Purity: >98%
Clinical Data: No Development Reported
Size: 1 mg, 5 mg

Iberiotoxin

Cat. No.: HY-P0190

Iberiotoxin is a toxin isolated from Buthus tamulus scorpion venom. Iberiotoxin is a selective high conductance high conductance **Ca^{2+}-activated K^+ channel** inhibitor with a **K_d** of ~1 nM. Iberiotoxin does not block other types of voltage-dependent ion channels.

(Gly)-FTDVDCSVSKECWSVCKDLFGVDRGKCMGKKCRCYQ
(Disulfide bridge: C_5-C_{25}, C_{15}-C_{35}, C_{19}-C_{37}, C_{21}-C_{39})

Purity: ≥98.0%
Clinical Data: No Development Reported
Size: 100 μg

Icatibant acetate

(HOE 140 acetate)

Cat. No.: HY-108896

Icatibant acetate (HOE-140 acetate) is a potent and specific peptide antagonist of **bradykinin B2 receptor** with an **IC_{50}** and **K_i** of 1.07 nM and 0.798 nM respectively.

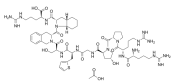

Purity: 99.64%
Clinical Data: Launched
Size: 10 mM × 1 mL, 1 mg, 5 mg

IDR-1

Cat. No.: HY-P2320

IDR-1 is an antimicrobial peptide that is active against **Gram-positive** and **Gram-negative bacteria**. IDR-1 counters infection by selective modulation of innate immunity without obvious toxicities.

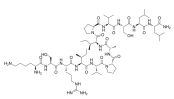

Purity: >98%
Clinical Data: No Development Reported
Size: 1 mg, 5 mg

IFN-α Receptor Recognition Peptide 1

(IRRP1)

Cat. No.: HY-P1758

IFN-α Receptor Recognition Peptide 1 is a peptide of IFN-α associated with receptor interactions.

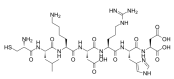

Purity: >98%
Clinical Data: No Development Reported
Size: 1 mg, 5 mg

IGF-I (24-41)

(Insulin-like Growth Factor I (24-41))

Cat. No.: HY-P1777

IGF-I (24-41) is amino acids 24 to 41 fragment of Insulin-like Growth Factor I (IGF-I). IGF-I is partly responsible for systemic GH activities although it possesses a wide number of own properties (anabolic, antioxidant, anti-inflammatory and cytoprotective actions).

YFNKPTGYGSSSRRAPQT

Purity: 99.79%
Clinical Data: No Development Reported
Size: 1 mg, 5 mg, 10 mg

IGF-I (24-41) (TFA)

(Insulin-like Growth Factor I (24-41) (TFA))

Cat. No.: HY-P1777A

IGF-I (24-41) (TFA) is amino acids 24 to 41 fragment of Insulin-like Growth Factor I (IGF-I). IGF-I is partly responsible for systemic GH activities although it possesses a wide number of own properties (anabolic, antioxidant, anti-inflammatory and cytoprotective actions).

YFNKPTGYGSSSRRAPQT (TFA salt)

Purity: >98%
Clinical Data: No Development Reported
Size: 1 mg, 5 mg

IGF-I (30-41)

(Insulin-like Growth Factor I (30-41))

Cat. No.: HY-P1773

IGF-I (30-41) is amino acids 30 to 41 fragment of Insulin-like Growth Factor I (IGF-I). IGF-I is partly responsible for systemic GH activities although it possesses a wide number of own properties (anabolic, antioxidant, anti-inflammatory and cytoprotective actions).

GYGSSSRRAPQT

Purity: >98%
Clinical Data: No Development Reported
Size: 1 mg, 5 mg

IGF-I (30-41) (TFA)

(Insulin-like Growth Factor I (30-41) (TFA))

Cat. No.: HY-P1773A

IGF-I (30-41) (TFA) is amino acids 30 to 41 fragment of Insulin-like Growth Factor I (IGF-I). IGF-I is partly responsible for systemic GH activities although it possesses a wide number of own properties (anabolic, antioxidant, anti-inflammatory and cytoprotective actions).

GYGSSSRRAPQT (TFA salt)

Purity: >98%
Clinical Data: No Development Reported
Size: 1 mg, 5 mg

IKKγ NBD Inhibitory Peptide

Cat. No.: HY-P1847

IKKγ NBD Inhibitory Peptide is a NEMO-binding domain peptide (NBD peptide) corresponding to the NEMO amino-terminal alpha-helical region, which is shown to block TNF-alpha-induced NF-kB activation.

DRQIKIWFQNRRMKWKKTALDWSWLQTE

Purity: >98%
Clinical Data: No Development Reported
Size: 1 mg, 5 mg

IKKγ NBD Inhibitory Peptide TFA

Cat. No.: HY-P1847A

IKKγ NBD Inhibitory Peptide TFA is a NEMO-binding domain peptide (NBD peptide) corresponding to the NEMO amino-terminal alpha-helical region, which is shown to block TNF-alpha-induced NF-kB activation.

DRQIKIWFQNRRMKWKKTALDWSWLQTE (TFA salt)

Purity: 99.60%
Clinical Data: No Development Reported
Size: 10 mg, 50 mg

Indolicidin

Cat. No.: HY-P0261

Indolicidin is a potent **antimicrobial** peptide purified from the cytoplasmic granules of bovine neutrophils.

ILPWKWPWWPWRR-NH_2

Purity: 99.22%
Clinical Data: No Development Reported
Size: 500 µg, 1 mg, 5 mg

Infliximab

(Avakine; CT-P13)

Cat. No.: HY-P9970

Infliximab (Avakine) is a chimeric monoclonal IgG1 antibody that specifically binds to **TNF-α**. Infliximab prevents the interaction of **TNF-α** with TNF-α receptor (TNFR1 and TNFR2). Infliximab has the potential for autoimmune, chronic inflammatory diseases and diabetic neuropathy research.

Avakine

Purity: 90.30%
Clinical Data: Launched
Size: 1 mg, 5 mg, 25 mg

Influenza A NP(366-374) Strain A/PR/8/35

Cat. No.: HY-P1788

Influenza A NP(366-374) Strain A/PR/8/35 is an H2-Db-restricted epitope from Influenza A/PR/8/35 nucleoprotein.

ASNENMETM

Purity: >98%
Clinical Data: No Development Reported
Size: 1 mg, 5 mg

Influenza HA (110-119)

Cat. No.: HY-P2520

Influenza HA (110-119) is the 110-119 fragment of influenza virus hemagglutinin that can stimulate Treg cells proliferation.

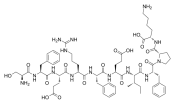

Purity: >98%
Clinical Data: No Development Reported
Size: 1 mg, 5 mg

Influenza HA (126-138)

Cat. No.: HY-P1736

Influenza HA (126-138) is a influenza virus hemagglutinin (HA) peptide comprising amino acids 126-138, induces thymic and peripheral T-cell apoptosis.

HNTNGVTAASSHE

Purity: >98%
Clinical Data: No Development Reported
Size: 1 mg, 5 mg

Influenza HA (307-319)

Cat. No.: HY-P1749

Influenza HA (307-319) is 13 amino acids 307 to 319 fragment of Influenza HA. Influenza HA is a glycoprotein found on the surface of influenza viruses.

PKYVKQNTLKLAT

Purity: >98%
Clinical Data: No Development Reported
Size: 1 mg, 5 mg

Influenza HA (518-526)

Cat. No.: HY-P1837

Influenza HA (518-526) is an H-2K^d-restricted epitope of the influenza virus hemagglutinin comprised amino acids 533 to 541.

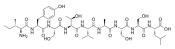

Purity: >98%
Clinical Data: No Development Reported
Size: 1 mg, 5 mg

Influenza Matrix Protein (61-72)

Cat. No.: HY-P2561

Influenza Matrix Protein (61-72) is a peptide fragment derived from matrix protein of influenza viruses, corresponds to amino acids 61-72. Influenza Matrix Protein (61-72) is a specific epitope which can induce CD4$^+$ T-cell response.

GFVFTLTVPSER

Purity: >98%
Clinical Data: No Development Reported
Size: 1 mg, 5 mg

Influenza NP (147-155)

Cat. No.: HY-P1762

Influenza NP (147-155) is a K^d restricted epitope from influenza nucleoprotein.

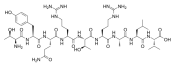

Purity: >98%
Clinical Data: No Development Reported
Size: 1 mg, 5 mg

Influenza NP (147-155) (TFA)

Cat. No.: HY-P1762A

Influenza NP (147-155) TFA is a K^d restricted epitope from influenza nucleoprotein.

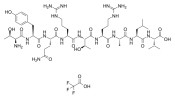

Purity: >98%
Clinical Data: No Development Reported
Size: 1 mg, 5 mg

InsB (9-23)

(Insulin B chain (9-23))

Cat. No.: HY-P1745

InsB (9-23) is an insulin B-chain peptide that binds to a class II histocompatibility complex (MHC) allele called I-Ag7. InsB (9-23) can be used to treat a number of autoimmune related diseases like Type 1 diabetes.

SHLVEALYLVCGERG

Purity: >98%
Clinical Data: No Development Reported
Size: 1 mg, 5 mg

Insulin (human)

Cat. No.: HY-P0035

Insulin (human) is a polypeptide hormone that regulates the level of glucose.

Insulin (human)

Purity: 96.90%
Clinical Data: Launched
Size: 25 mg, 50 mg, 100 mg

Insulin alpha-chain (1-13)

Cat. No.: HY-P1901

Insulin alpha-chain (1-13) is a human leucocyte antigen (HLA)-DR4-restricted epitope comprising the first 13 amino acids of the insulin A-chain.

KRGIVEQCCTSICSL

Purity: >98%
Clinical Data: No Development Reported
Size: 1 mg, 5 mg

Insulin β Chain Peptide (15-23)

Cat. No.: HY-P2511

Insulin β Chain Peptide (15-23), also known as INS, is an insulin-derived peptide recognized by islet-associated T cells.

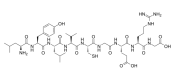

Purity: >98%
Clinical Data: No Development Reported
Size: 1 mg, 5 mg

Insulin(cattle)

(Insulin from bovine pancreas)

Cat. No.: HY-P1156

Insulin cattle (Insulin from bovine pancreas) is a two-chain polypeptide hormone produced in vivo in the pancreatic β cells. Insulin cattle has often been used as growth supplement in culturing cells.

Insulin(cattle)

Purity: 98.60%
Clinical Data: No Development Reported
Size: 10 mg, 25 mg, 50 mg, 100 mg

Integrin Binding Peptide

Cat. No.: HY-P2532

Integrin Binding Peptide is derived by fibronectin. Integrin Binding Peptide can be used for PEG hydrogel preparation.

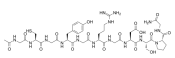

Purity: >98%
Clinical Data: No Development Reported
Size: 1 mg, 5 mg

Interleukin (IL)-6 Receptor

Cat. No.: HY-P0317

Interleukin (IL)-6 Receptor is a peptide, derived from interleukin-6 receptor.

TSLPVQDSSSVP

Purity: 98.20%
Clinical Data: No Development Reported
Size: 1 mg, 5 mg, 10 mg

Interphotoreceptor Retinoid Binding Protein Fragment (IRBP)

Cat. No.: HY-P1861

Interphotoreceptor Retinoid Binding Protein Fragment (IRBP), a 20-residue peptide and a major pathogenic epitope, is present in the first homologous repeat of the interphotoreceptor retinoid binding protein peptide (IRBP 161–180), which can induce posterior uveitis (EAU).

SGIPYIISYLHPGNTILHVD

Purity: >98%
Clinical Data: No Development Reported
Size: 1 mg, 5 mg

Interphotoreceptor retinoid-binding protein(668-687)

(IRBP(668-687))

Cat. No.: HY-P1924

Interphotoreceptor retinoid-binding protein(668-687), the amino acid residues 668 to 687 of human interphotoreceptor retinoid binding protein (IRBP), induces uveitis.

LAQGAYRTAVDLESLASQLT

Purity: >98%
Clinical Data: No Development Reported
Size: 1 mg, 5 mg

Interphotoreceptor retinoid-binding protein(668-687) TFA

(IRBP(668-687) TFA)

Cat. No.: HY-P1924A

Interphotoreceptor retinoid-binding protein(668-687) TFA, the amino acid residues 668 to 687 of human interphotoreceptor retinoid binding protein (IRBP), induces uveitis.

LAQGAYRTAVDLESLASQLT (TFA salt)

Purity: >98%
Clinical Data: No Development Reported
Size: 1 mg, 5 mg

IRBP (1-20), human

Cat. No.: HY-P1587

IRBP (1-20), human contains a major epitope for the H-2^b haplotype. IRBP (1-20), human induces experimental autoimmune uveoretinitis (EAU) in H-2^b mice.

GPTHLFQPSLVLDMAKVLLD

Purity: 99.16%
Clinical Data: No Development Reported
Size: 1 mg, 5 mg, 10 mg

IRBP (1-20), human TFA

Cat. No.: HY-P1587A

IRBP (1-20), human TFA contains a major epitope for the H-2^b haplotype. IRBP (1-20), human TFA induces experimental autoimmune uveoretinitis (EAU) in H-2^b mice.

GPTHLFQPSLVLDMAKVLLD (TFA salt)

Purity: 99.63%
Clinical Data: No Development Reported
Size: 1 mg, 5 mg, 10 mg

iRGD peptide

(c(CRGDKGPDC))

Cat. No.: HY-P0122

iRGD peptide is a 9-amino acid cyclic peptide, triggers tissue penetration of drugs by first binding to **av integrins**, then proteolytically cleaved in the tumor to produce CRGDK/R to interact with neuropilin-1, and has tumor-targeting and tumor-penetrating properties.

CRGDKGPDC (Disulfide bridge:Cys_1-Cys_9)

Purity: 99.03%
Clinical Data: No Development Reported
Size: 1 mg, 5 mg, 10 mg

iRGD peptide 1 TFA

Cat. No.: HY-P0122B

iRGD peptide 1 TFA is the prototypic tumor-specific tissue-penetrating peptide, which delivers drugs deep into extravascular tumor tissue. iRGD peptide 1 TFA has anti-metastatic activity.

CRGDKGPDC (TFA salt)

Purity: 98.34%
Clinical Data: No Development Reported
Size: 1 mg, 5 mg, 10 mg

IRL-1620 TFA

Cat. No.: HY-16465A

IRL-1620 (TFA) is a potent and selective **endothelin receptor type B (ETB)** agonist with a K_i of 16 pM.

{Suc}-DEEAVYFAHLDIIW (TFA salt)

Purity: 95.46%
Clinical Data: No Development Reported
Size: 10 mM × 1 mL, 500 μg, 1 mg, 5 mg

Iturin A

Cat. No.: HY-P2322

IturinA exhibits strong **antifungal** activity against pathogenic yeast and fungi. Iturin A interacts with the cytoplasmic membrane of the target cell forming ion conducting pores.

Iturin A

Purity: ≥98.0%
Clinical Data:
Size: 5 mg

IYPTNGYTR

Cat. No.: HY-P3147

IYPTNGYTR, a deamidation-sensitive signature peptide, is a deamidation product of Trastuzumab. IYPTNGYTR can be used to monitor in vivo Trastuzumab metabolism.

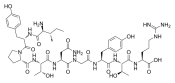

Purity: >98%
Clinical Data: No Development Reported
Size: 1 mg, 5 mg

IYPTNGYTR acetate

Cat. No.: HY-P3147A

IYPTNGYTR acetate, a deamidation-sensitive signature peptide, is a deamidation product of Trastuzumab. IYPTNGYTR acetate can be used to monitor in vivo Trastuzumab metabolism.

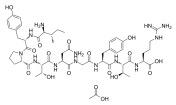

Purity: >98%
Clinical Data: No Development Reported
Size: 5 mg, 10 mg

Iα52

Cat. No.: HY-P1811

Iα52 is a naturally processed peptide encompassed the residues 52-68 of the murine I-Eα chain and may contribute to selection of immature T cells.

ASFEAQGALANIAVDKA

Purity: >98%
Clinical Data: No Development Reported
Size: 1 mg, 5 mg

J-2156 TFA

Cat. No.: HY-111615A

J-2156 TFA is a high potent, selective **somatostatin receptor type 4 (SST_4 receptor)** agonist with **IC_{50}**s of 0.05 nM and 0.07 nM for human and rat SST_4 receptors, respectively.

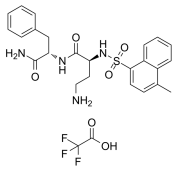

Purity: 99.98%
Clinical Data: No Development Reported
Size: 10 mM × 1 mL, 5 mg, 10 mg, 25 mg, 50 mg, 100 mg

JAG-1, scrambled

Cat. No.: HY-P1849

JAG-1, scrambled is a scrambled sequence of JAG-1. JAG-1, scrambled with a random sequence of the amino acids that are the same as the active fragment. JAG-1, scrambled usually used as a negative control.

RCGPDCFDNYGRYKYCF

Purity: >98%
Clinical Data: No Development Reported
Size: 1 mg, 5 mg

Jagged-1 (188-204)

Cat. No.: HY-P1846

Jagged-1 (188-204) is a fragment of the Jagged-1 (JAG-1) protein. JAG-1 is a Notch ligand highly expressed in cultured and primary multiple myeloma (MM) cells. JAG-1 induces maturation of monocyte-derived human dendritic cells.

CDDYYYGFGCNKFCRPR

Purity: >98%
Clinical Data: No Development Reported
Size: 1 mg, 5 mg

Jagged-1 (188-204) (TFA)

Cat. No.: HY-P1846A

Jagged-1 (188-204) TFA is a fragment of the Jagged-1 (JAG-1) protein. JAG-1 is a Notch ligand highly expressed in cultured and primary multiple myeloma (MM) cells. JAG-1 induces maturation of monocyte-derived human dendritic cells.

CDDYYYGFGCNKFCRPR (TFA salt)

Purity: 99.68%
Clinical Data: No Development Reported
Size: 1 mg, 5 mg, 10 mg

JIP-1(153-163)

(T1-JIP)

Cat. No.: HY-P1191

JIP-1(153-163) (TI-JIP) is a peptide inhibitor of **c-JNK**, based on residues 153-163 of JNK-interacting protein-1 (JIP-1) (Modifications: Phe-11 = C-terminal amide).

RPKRPTTLNLF-NH_2

Purity: >98%
Clinical Data: No Development Reported
Size: 1 mg, 5 mg

JIP-1(153-163) TFA

(T1-JIP TFA)

Cat. No.: HY-P1191A

JIP-1(153-163) TFA (TI-JIP TFA) is a peptide inhibitor of **c-JNK**, based on residues 153-163 of JNK-interacting protein-1 (JIP-1) (Modifications: Phe-11 = C-terminal amide).

RPKRPTTLNLF-NH_2 (TFA salt)

Purity: >98%
Clinical Data: No Development Reported
Size: 1 mg, 5 mg

JKC363

Cat. No.: HY-P1213

JKC363, a selective **melanocortin MC4 receptor** antagonist, has a 90-fold higher affinity at the MC4 receptor (**IC_{50}**=0.5 nM) than at the MC3 receptor (44.9 nM). JKC-363 blocks the stimulatory effect of α-MSH on TRH release. Anti-hyperalgesic effect.

(Mpa)-EH-(D-2-Nal)-RWGCPPKD (Disulfide bridge:Mpa$_{1}$-Cys$_{6}$)

Purity: >98%
Clinical Data: No Development Reported
Size: 1 mg, 5 mg

JKC363 TFA

Cat. No.: HY-P1213A

JKC363 TFA, a selective **melanocortin MC4 receptor** antagonist, has a 90-fold higher affinity at the MC4 receptor (**IC_{50}**=0.5 nM) than at the MC3 receptor (44.9 nM). JKC363 TFA blocks the stimulatory effect of α-MSH on TRH release. Anti-hyperalgesic effect.

Purity: >98%
Clinical Data: No Development Reported
Size: 1 mg, 5 mg

JMV 449

Cat. No.: HY-P1256

JMV 449 is a potent **neurotensin receptor** agonist. JMV 449 shows an **IC_{50}** of 0.15 nM for inhibition of [^{125}I]-neurotensin binding to neonatal mouse brain and an **EC_{50}** of 1.9 nM in contracting the guinea-pig ileum.

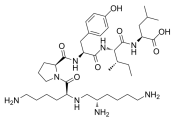

Purity: >98%
Clinical Data: No Development Reported
Size: 1 mg, 5 mg

JMV 449 acetate

Cat. No.: HY-P1256C

JMV 449 acetate is a potent **neurotensin receptor** agonist. JMV 449 acetate shows an **IC_{50}** of 0.15 nM for inhibition of ^{125}I-neurotensin binding to neonatal mouse brain and an **EC_{50}** of 1.9 nM in contracting the guinea-pig ileum.

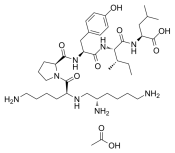

Purity: 99.84%
Clinical Data: No Development Reported
Size: 5 mg

JTP10--R9 TFA

Cat. No.: HY-P2247

JTP10--R9 TFA is a selective **JNK2** peptide inhibitor, with an **IC_{50}** of 89 nM, exhibiting 10-fold selectivity for JNK2 over JNK1 and JNK3.

Purity: 99.80%
Clinical Data: No Development Reported
Size: 1 mg, 5 mg, 10 mg

JTP10--TATi TFA

Cat. No.: HY-P2246

JTP10--TATi TFA is a selective **JNK2** peptide inhibitor, with an **IC_{50}** of 92 nM, exhibiting 10-fold selectivity for JNK2 over JNK1 and JNK3.

Purity: >98%
Clinical Data: No Development Reported
Size: 1 mg, 5 mg

K-(D-1-Nal)-FwLL-NH2

Cat. No.: HY-P1432

K-(D-1-Nal)-FwLL-NH2 is a high affinity, potent and inverse **ghrelin receptor** agonist (**EC_{50}**=3.4 nM, **K_i**=4.9 nM). K-(D-1-Nal)-FwLL-NH2 can be used for the research of obesity.

K{Nal}FWLL-NH_2

Purity: >98%
Clinical Data: No Development Reported
Size: 1 mg, 5 mg

K-(D-1-Nal)-FwLL-NH2 TFA

Cat. No.: HY-P1432A

K-(D-1-Nal)-FwLL-NH2 TFA is a high affinity and potent ghrelin receptor inverse agonist (K_i values are 4.9 and 31 nM in COS7 and HEK293T cells, respectively). K-(D-1-Nal)-FwLL-NH2 blocks ghrelin receptor-mediated Gq- and G13-dependent signaling pathways.

K{Nal}FWLL-NH_2 (TFA salt)

Purity: >98%
Clinical Data: No Development Reported
Size: 1 mg, 5 mg

K41498 TFA

Cat. No.: HY-P1106A

K41498 TFA is a potent and highly selective **CRF2 receptor** antagonist with **K_i** values of 0.66 nM, 0.62 nM and 425 nM for human $CRF_{2\alpha}$, $CRF_{2\beta}$ and CRF_1 receptors respectively.

Purity: >98%
Clinical Data: No Development Reported
Size: 1 mg, 5 mg

KALA

Cat. No.: HY-P2530

KALA is an amphiphilic peptide that forms an α-helical structure at physiological pH. KALA modifies a plasmid DNA-encapsulating liposomal membrane and is used as a fusogenic peptide in order to achieve effective liver targeting and transfection of DNA via galactose receptors.

WEAKLAKALAKALAKHLAKALAKALKACEA

Purity: >98%
Clinical Data: No Development Reported
Size: 1 mg, 5 mg

Kassinin

Cat. No.: HY-P0250

Kassinin is a peptide derived from the Kassina frog. It belongs to tachykinin family of neuropeptides. It is secreted as a defense response, and is involved in neuropeptide signalling.

DVPKSDQFVGLM-NH_2

Purity: >98%
Clinical Data: No Development Reported
Size: 1 mg, 5 mg, 10 mg, 25 mg

Katacalcin
(PDN 21)

Cat. No.: HY-P0149

Katacalcin (PDN 21) is a potent plasma calcium-lowering peptide.

DMSSDLERDHRPHVSMPQNAN

Purity: >98%
Clinical Data: No Development Reported
Size: 1 mg, 5 mg

Katacalcin TFA
(PDN 21 TFA)

Cat. No.: HY-P0149A

Katacalcin TFA (PDN 21 TFA) is a potent plasma calcium-lowering peptide.

DMSSDLERDHRPHVSMPQNAN (TFA salt)

Purity: 99.18%
Clinical Data: No Development Reported
Size: 500 µg, 1 mg, 5 mg, 10 mg

Kemptide

Cat. No.: HY-P0248

Kemptide is a synthetic heptapeptide that acts as a specific substrate for cAMP-dependent protein kinase (**PKA**).

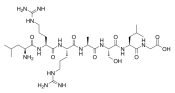

Purity: ≥98.0%
Clinical Data: No Development Reported
Size: 1 mg, 5 mg, 10 mg, 25 mg

Kemptide Phospho-Ser5

Cat. No.: HY-P0291

Kemptide (Phospho-Ser5) is a phosphate acceptor peptide that serves as a specific substrate for cAMP-dependent protein kinase (PKA).

LRRA-pSer-LG

Purity: >98%
Clinical Data: No Development Reported
Size: 1 mg, 5 mg, 10 mg

Kinetensin
(Kinetensin (human))

Cat. No.: HY-P1255

Kinetensin is a **neurotensin**-like peptide isolated from pepsin-treated human plasma.

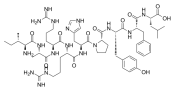

Purity: 99.21%
Clinical Data: No Development Reported
Size: 1 mg, 5 mg, 10 mg

Kisspeptin-10, human

Cat. No.: HY-P0254

Kisspeptin-10, human is a potent vasoconstrictor and inhibitor of angiogenesis. Kisspeptin-10, human acts as a tumor metastasis suppressor via its receptor GPR54. Kisspeptin-10-GPR54 system plays an important role in embryonic kidney development.

YNWNSFGLRF-NH_2

Purity: >98%
Clinical Data: No Development Reported
Size: 1 mg, 5 mg

Kisspeptin-10, human TFA

Cat. No.: HY-P0254A

Kisspeptin-10, human TFA is a potent vasoconstrictor and inhibitor of angiogenesis. Kisspeptin-10, human TFA acts as a tumor metastasis suppressor via its receptor GPR54.

YNWNSFGLRF-NH_2 (TFA salt)

Purity: 98.10%
Clinical Data: No Development Reported
Size: 1 mg, 5 mg

Kisspeptin-10, rat

Cat. No.: HY-P1197

Kisspeptin-10, rat is a potent vasoconstrictor and inhibitor of angiogenesis. Kisspeptin-10, rat is a ligand for the rodent kisspeptin receptor (KISS1, GPR54). Kisspeptin-10 reduces Methotrexate-induced reproductive toxicity as a potential antioxidant compound.

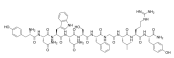

Purity: >98%
Clinical Data: No Development Reported
Size: 1 mg, 5 mg

Kisspeptin-54(human)
(Metastin(human))

Cat. No.: HY-P1022

Kisspeptin-54(human) (Metastin(human)) is an endogenous ligand for **kisspeptin receptor (KISS1, GPR54)**. Kisspeptin-54(human) binds to **rat** and **human GPR54 receptors** with K_i values of 1.81 nM and 1.45 nM, respectively.

GTSLSPPPESSGSRQQPGLSAPHSRQIPA-PQGAVLVQREKDLPNYNWNSFGLRF-NH_2

Purity: >98%
Clinical Data: No Development Reported
Size: 1 mg, 5 mg

Kisspeptin-54(human) TFA
(Metastin(human) TFA)

Cat. No.: HY-P1022A

Kisspeptin-54(human) TFA (Metastin(human) TFA) is an endogenous ligand for **kisspeptin receptor (KISS1, GPR54)**. Kisspeptin-54(human) TFA binds to **rat** and **human GPR54 receptors** with K_i values of 1.81 nM and 1.45 nM, respectively.

GTSLSPPPESSGSRQQPGLSAPHSRQIPA-PQGAVLVQREKDLPNYNWNSFGLRF-NH_2 (TFA salt)

Purity: >98%
Clinical Data: No Development Reported
Size: 1 mg, 5 mg

KKI-5

Cat. No.: HY-P0237

KKI-5 is a specific inhibitor of tissue **kallikrein**. KKI-5 can attenuate breast cancer cell invasion.

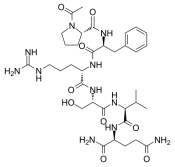

Purity: >98%
Clinical Data: Phase 2
Size: 1 mg, 5 mg

KKI-5 (TFA)

Cat. No.: HY-P0237A

KKI-5 (TFA) is a specific inhibitor of tissue **kallikrein**. KKI-5 (TFA) can attenuate breast cancer cell invasion.

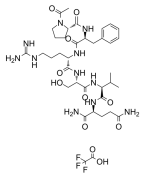

Purity: 99.93%
Clinical Data:
Size: 1 mg, 5 mg, 10 mg

KLD-12

Cat. No.: HY-P2263

KLD-12 is a 12-residue self-assembling peptide that can enhance chondrogenic differentiation of bone marrow stromal cells (BMSCs). KLD-12 hydrogel can fill full-thickness osteochondral defects in situ and improve cartilage repair.

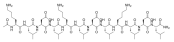

Purity: >98%
Clinical Data: No Development Reported
Size: 1 mg, 5 mg

KRAS G13D peptide, 25 mer

Cat. No.: HY-P3129

KRAS G13D peptide, 25 mer, a KRAS activating oncogene mutation peptide, is an immune potentiator extracted from patent WO2018144775A1. KRAS G13D peptide, 25 mer can be used to prepare KRAS vaccine.

MTEYKLVVVGAGDVGKSALTIQLIQ

Purity: >98%
Clinical Data: No Development Reported
Size: 1 mg, 5 mg

Kv3, Channel Containing Protein (567-585)

Cat. No.: HY-P1886

Kv3, Channel Containing Protein (567-585) corresponds to amino acids 567 to 585 fragment of the Kv3.1b channel containing protein. Kv3 channel protein is expressed by parvalbumin (PV)-containing pallidal neurons .

CKESPVIAKYMPTEAVRVT

Purity: >98%
Clinical Data: No Development Reported
Size: 1 mg, 5 mg

KYL peptide

Cat. No.: HY-P2264

KYL peptide, an antagonistic peptide, selectively targets **EphA4 receptor**. KYL peptide binds to the ligand-binding domain of EphA4, effectively alleviates Aβ-induced synaptic dysfunction and synaptic plasticity defects in AD mice.

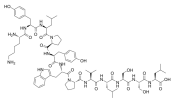

Purity: >98%
Clinical Data: No Development Reported
Size: 1 mg, 5 mg

L-Alanyl-L-glutamine

Cat. No.: HY-W014102

L-Alanyl-L-glutamine, a glutamine dipeptide, is benefit for the antioxidant system, attenuating inflammation, and may modulate the heat shock protein (HSP) response in catabolic situations.

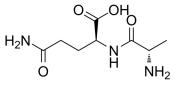

Purity: ≥97.0%
Clinical Data: Phase 3
Size: 10 mM × 1 mL, 100 mg

L-Asparaginase

(L-ASNase)

Cat. No.: HY-P1923

L-Asparaginase (L-ASNase), a hydrolase that catalyzes the conversion of L-asparagine, used in acute lymphoblastic leukemia treatment. L-Asparaginase depletes L-asparagine from plasma resulting in inhibition of RNA and DNA synthesis with the subsequent blastic cell apoptosis.

L-Asparaginase

Purity: 99.91%
Clinical Data: Launched
Size: 1 mg, 5 mg, 10 mg, 25 mg

L-Carnosine

Cat. No.: HY-W013494

L-Carnosine is a dipeptide of the amino acids beta-alanine and histidine and has the potential to suppress many of the biochemical changes that accompany aging.

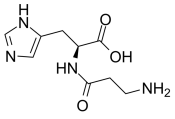

Purity: 99.94%
Clinical Data: Phase 3
Size: 10 mM × 1 mL, 100 mg

L-JNKI-1

Cat. No.: HY-P0069A

L-JNKI-1 is a cell-permeable peptide inhibitor specific for **JNK**.

DQSRPVQPFLNLTTPRKPRPPRRRQRRKKRG-NH2

Purity: 96.05%
Clinical Data: No Development Reported
Size: 1 mg, 5 mg, 10 mg, 50 mg

L-R4W2

Cat. No.: HY-P1175

L-R4W2 is a potent antagonist of **vanilloid receptor 1 (VR1, TRPV1)**, with an **IC_{50}** of 0.1 μM. L-R4W2 may act as a potent analgesic.

RRRRWW-NH_2

Purity: >98%
Clinical Data: No Development Reported
Size: 1 mg, 5 mg

L-R4W2 TFA

Cat. No.: HY-P1175A

L-R4W2 TFA is a potent antagonist of **vanilloid receptor 1 (VR1, TRPV1)**, with an **IC_{50}** of 0.1 μM. L-R4W2 TFA may act as a potent analgesic.

RRRRWW-NH_2 (TFA salt)

Purity: >98%
Clinical Data: No Development Reported
Size: 1 mg, 5 mg

L-Leucyl-L-alanine

Cat. No.: HY-128434

L-Leucyl-L-alanine is a simple dipeptide composed of L-leucine and L-alanine.

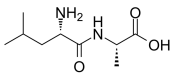

Purity: >98%
Clinical Data: No Development Reported
Size: 1 mg, 5 mg

Lactoferricin B (4-14), bovine TFA

Cat. No.: HY-P2323

Lactoferricin B (4-14), bovine (TFA), a peptide corresponding to residues 4-14 of bovine lactoferrin, has antimicrobial activity against a wide range of microorganisms.

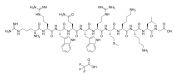

Purity: >98%
Clinical Data: No Development Reported
Size: 5 mg, 10 mg

Lactoferrin (17-41)

(Lactoferricin B; Lfcin B)

Cat. No.: HY-P1791

Lactoferrin 17-41 (Lactoferricin B), a peptide corresponding to residues 17-41 of bovine lactoferrin, has antimicrobial activity against a wide range of microorganisms, including Gram-positive and Gramnegative bacteria, viruses, protozoa, and fungi.

FKCRRWQWRMKKLGAPSITCVRRAF (Disulfide bridge: Cys3-Cys20)

Purity: >98%
Clinical Data: No Development Reported
Size: 1 mg, 5 mg

Lactoferrin (17-41) (acetate)

(Lactoferricin B acetate; Lfcin B acetate)

Cat. No.: HY-P1791B

Lactoferrin 17-41 (Lactoferricin B) acetate, a peptide corresponding to residues 17-41 of bovine lactoferrin, has antimicrobial activity against a wide range of microorganisms, including Gram-positive and Gramnegative bacteria, viruses, protozoa, and fungi.

FKCRRWQWRMKKLGAPSITCVRRAF (Disulfide bridge: Cys3-Cys20) (acetate salt)

Purity: 99.08%
Clinical Data: No Development Reported
Size: 5 mg, 10 mg

LAH4

Cat. No.: HY-P0311

LAH4, an alpha-helix of the designed amphipathic peptide antibiotic, exhibits potent **antimicrobial**, **nucleic acid transfection** and cell penetration activities. LAH4 possesses high plasmid DNA delivery capacities.

KKALLALALHHLAHLALHLALALKKA

Purity: >98%
Clinical Data: No Development Reported
Size: 1 mg, 5 mg, 10 mg

LAH4 TFA

Cat. No.: HY-P0311A

LAH4 TFA, an alpha-helix of the designed amphipathic peptide antibiotic, exhibits potent **antimicrobial**, **nucleic acid transfection** and cell penetration activities. LAH4 TFA possesses high plasmid DNA delivery capacities.

KKALLALALHHLAHLALHLALALKKA (TFA salt)

Purity: >98%
Clinical Data: No Development Reported
Size: 1 mg, 5 mg, 10 mg

Laminin (925-933)

Cat. No.: HY-P0131

Laminin (925-933) is a peptide derived from residues 925-933 of the Laminin B1 chain that binds to the laminin receptor.

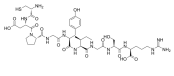

Purity: >98%
Clinical Data: No Development Reported
Size: 1 mg, 5 mg

Laminin (925-933)(TFA)

Cat. No.: HY-P0131A

Laminin (925-933) (TFA) is a peptide derived from residues 925-933 of the Laminin B1 chain that binds to the laminin receptor.

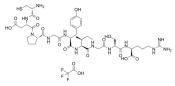

Purity: 98.77%
Clinical Data: No Development Reported
Size: 5 mg, 10 mg

Lanreotide acetate

(BIM 23014 acetate)

Cat. No.: HY-P1959A

Lanreotide acetate (BIM 23014 acetate) is a somatostatin analogue with antineoplastic activity. Lanreotide acetate can be used for carcinoid syndrome.

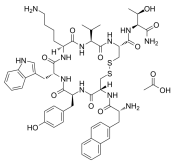

Purity: 99.91%
Clinical Data: Launched
Size: 10 mM × 1 mL, 5 mg, 10 mg

Larazotide acetate

Cat. No.: HY-106268A

Larazotide acetate is a synthetic peptide. Larazotide acetate acts as a tight **junction** regulator and reverses leaky junctions to their normally closed state.

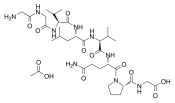

Purity: 99.68%
Clinical Data: Phase 3
Size: 10 mM × 1 mL, 1 mg, 5 mg, 10 mg, 25 mg

Lauryl-LF 11

Cat. No.: HY-P1062

Lauryl-LF 11, N-terminally acylated analogue of LF11, is a peptide with **antibacterial** activity.

FQWQRNIRKVR

Purity: >98%
Clinical Data: No Development Reported
Size: 1 mg, 5 mg

Lauryl-LF 11 TFA

Cat. No.: HY-P1062A

Lauryl-LF 11 TFA, N-terminally acylated analogue of LF11, is a peptide with **antibacterial** activity.

FQWQRNIRKVR (TFA salt)

Purity: >98%
Clinical Data: No Development Reported
Size: 1 mg, 5 mg

LCKLSL

Cat. No.: HY-P2333

LCKLSL is a N-terminal hexapeptide and a competitive **annexin A2 (AnxA2)** inhibitor. LCKLSL potently inhibits the **binding of tissue plasminogen activator (tPA)** to **AnxA2**. LCKLSL also inhibits the generation of plasmin and has anti-angiogenic roles.

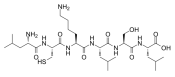

Purity: >98%
Clinical Data: No Development Reported
Size: 5 mg, 10 mg, 25 mg

LCKLSL hydrochloride

Cat. No.: HY-P2333A

LCKLSL hydrochloride is a N-terminal hexapeptide and a competitive **annexin A2 (AnxA2)** inhibitor. LCKLSL hydrochloride potently inhibits the **binding of tissue plasminogen activator (tPA)** to **AnxA2**. LCKLSL hydrochloride also inhibits the generation of plasmin and has anti-angiogenic roles.

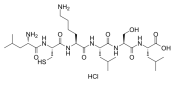

Purity: 99.78%
Clinical Data: No Development Reported
Size: 5 mg, 10 mg, 25 mg

LCMV GP (61-80)

Cat. No.: HY-P2560

LCMV GP (61-80) is a peptide fragment derived from lymphocytic choriomeningitis virus (LCMV) glycoprotein (GP), and corresponds to amino acids 61-80. LCMV GP (61-80) is a specific epitope which can induce $CD4^+$ T-cell response.

GLKGPDIYKGVYQFKSVEFD

Purity: >98%
Clinical Data: No Development Reported
Size: 1 mg, 5 mg

LCMV gp33-41

Cat. No.: HY-P1569

LCMV gp33-41, the carboxyl-extended 11-aa-long peptide, is an lymphocytic choriomeningitis virus sequence restricted by MHC class I H-2Db molecules and presented to cytotoxic T lymphocytes.

KAVYNFATM

Purity: 98.09%
Clinical Data: No Development Reported
Size: 1 mg, 5 mg, 10 mg

LCMV gp33-41 TFA

Cat. No.: HY-P1569A

LCMV gp33-41 (TFA), the carboxyl-extended 11-aa-long peptide, is an lymphocytic choriomeningitis virus sequence restricted by MHC class I H-2Db molecules and presented to cytotoxic T lymphocytes.

KAVYNFATM (TFA salt)

Purity: 99.0%
Clinical Data: No Development Reported
Size: 10 mM × 1 mL, 1 mg, 5 mg, 10 mg

LDV

Cat. No.: HY-P2267

LDV, a tripeptide, is a non-fluorescent analog of LDV-FITC. LDV is a α4β1 integrin (VLA-4) ligand, and binds α4β1 integrin in leukemia cells.

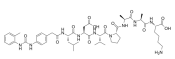

Purity: >98%
Clinical Data: Phase 4
Size: 1 mg, 5 mg

Lecirelin

Cat. No.: HY-P0051

Lecirelin, a synthetic gonadotropin-releasing hormone (GnRH) analogue, acts as a **GnRH** agonist. Lecirelin is widely used for the research of bovine ovarian follicular cysts.

{Glp}-HWSYVLRP

Purity: 99.80%
Clinical Data: No Development Reported
Size: 10 mM × 1 mL, 1 mg, 5 mg, 10 mg, 50 mg

LEESGGGLVQPGGSMK

Cat. No.: HY-P3149

LEESGGGLVQPGGSMK, a proteolysis peptide, is a component of Infliximab. LEESGGGLVQPGGSMK can be used for quantitative analysis of Infliximab. Infliximab is a chimeric monoclonal IgG1 antibody that specifically binds to TNF-α.

LEESGGGLVQPGGSMK

Purity: >98%
Clinical Data: No Development Reported
Size: 1 mg, 5 mg

LEESGGGLVQPGGSMK acetate

Cat. No.: HY-P3149B

LEESGGGLVQPGGSMK acetate, a proteolysis peptide, is a component of Infliximab. LEESGGGLVQPGGSMK acetate can be used for quantitative analysis of Infliximab. Infliximab is a chimeric monoclonal IgG1 antibody that specifically binds to TNF-α.

LEESGGGLVQPGGSMK (acetate)

Purity: >98%
Clinical Data: No Development Reported
Size: 5 mg, 10 mg

LEESGGGLVQPGGSMK TFA

Cat. No.: HY-P3149A

LEESGGGLVQPGGSMK TFA, a proteolysis peptide, is a component of Infliximab. LEESGGGLVQPGGSMK TFA can be used for quantitative analysis of Infliximab. Infliximab is a chimeric monoclonal IgG1 antibody that specifically binds to TNF-α.

LEESGGGLVQPGGSMK (TFA salt)

Purity: >98%
Clinical Data: No Development Reported
Size: 1 mg, 5 mg

Lei-Dab7

Cat. No.: HY-P1424

Lei-Dab7 is a potent and selective **SK2 (KCa2.2) channels** blocker with a K_d of 3.8 nM. Lei-Dab7 shows low or no activity on KCa1, KCa3, Kv and Kir2.1 channels.

AFCNLR(Dab)CQLSCRSLGLLGKCIGDKCECVKH-NH_2
(Disulfide bridge: Cys_1-Cys_{11}, Cys_8-Cys_{18}, Cys_{13}-Cys_{23})

Purity: >98%
Clinical Data: No Development Reported
Size: 1 mg, 5 mg

Lei-Dab7 TFA

Cat. No.: HY-P1424A

Lei-Dab7 TFA is a high affinity, selective $K_{Ca}2.2$ (SK2) channel blocker (K_d=3.8 nM). Lei-Dab7 TFA exhibits >200-fold selectivity for $K_{Ca}2.2$ over $K_{Ca}2.1$, $K_{Ca}2.3$, $K_{Ca}3.1$, K_v and Kir2.1. Lei-Dab7 TFA increases theta-burst responses and increases LTP in rat hippocampal slices in vitro.

AFCNLR(Dab)CQLSCRSLGLLGKCIGDKCECVKH-NH_2
(Disulfide bridge: Cys_1-Cys_{11}, Cys_8-Cys_{18}, Cys_{13}-Cys_{23}) (TFA salt)

Purity: >98%
Clinical Data: No Development Reported
Size: 1 mg, 5 mg

LEP(116-130)(mouse)

Cat. No.: HY-P1027

LEP(116-130)(mouse) is a synthetic leptin peptide fragment.

SCSLPQTSGLQKPES-NH_2

Purity: 99.48%
Clinical Data: No Development Reported
Size: 1 mg, 5 mg, 10 mg

Leptin (22-56), human

Cat. No.: HY-P1523

Leptin (22-56), human is the fragment of leptin, mediated via several isoforms of receptors (**Ob-Rs**).

VPIQKVQDDTKTLIKTIVTRINDISHTQSVSSKQK

Purity: 95.20%
Clinical Data: No Development Reported
Size: 500 μg, 1 mg, 5 mg

Leptin (93-105), human

Cat. No.: HY-P2540

Leptin (93-105), human, is the amino acids 93 to 105 fragment of human leptin. Leptin is a 167-residue peptide hormone mainly produced by adipocytes and acts in the central nervous system to primarily coordinate the metabolic adaptations to fasting.

NVIQISNDLENLR

Purity: >98%
Clinical Data: No Development Reported
Size: 1 mg, 5 mg

Leucokinin VIII

(Leucokinin 8)

Cat. No.: HY-P1496

Leucokinin VIII is an diuretic octapeptide isolated form head extracts of the cockroach.

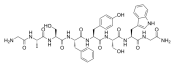

Purity: >98%
Clinical Data: No Development Reported
Size: 1 mg, 5 mg, 10 mg

LF11

Cat. No.: HY-P1063

LF11 is a peptide with **antibacterial** activity.

FQWQRNIRKVR-NH_2

Purity: >98%
Clinical Data: No Development Reported
Size: 1 mg, 5 mg

LF11 TFA

Cat. No.: HY-P1063A

LF11 TFA is a peptide with **antibacterial** activity.

FQWQRNIRKVR-NH_2 (TFA salt)

Purity: >98%
Clinical Data: No Development Reported
Size: 1 mg, 5 mg

LGnRH-III, lamprey

Cat. No.: HY-P1808

LGnRH-III, lamprey, an isoform of GnRH isolated from the sea lamprey, is a weak **GnRH** agonist with antitumor activities.

{pGLP}-HWSHDWKPG-NH_2

Purity: >98%
Clinical Data: No Development Reported
Size: 1 mg, 5 mg

Lixisenatide

Cat. No.: HY-P0119

Lixisenatide is a **glucagon-like peptide-1 (GLP-1) receptor** agonist that can be used in the treatment of type 2 diabetes mellitus (T2DM).

HGEGTFTSDLSKQMEEEAVRLFIEWLKNGGPSSGAPPSKKKKKK-NH_2

Purity: >98%
Clinical Data: Launched
Size: 1 mg, 2 mg, 5 mg, 10 mg

Lixisenatide acetate

Cat. No.: HY-P0119A

Lixisenatide acetate is a **glucagon-like peptide-1 (GLP-1) receptor** agonist that can be used in the treatment of type 2 diabetes mellitus (T2DM).

HGEGTFTSDLSKQMEEEAVRLFIEWLKNGGPSSGAPPSKKKKKK-NH_2

Purity: 98.53%
Clinical Data: Launched
Size: 1 mg, 5 mg, 10 mg

LKKTETQ

Cat. No.: HY-P2463

LKKTETQ, a peptide segment, is the active site within the protein thymosin β_4 responsible for actin binding, cell migration and wound healing.

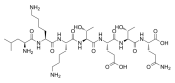

Purity: >98%
Clinical Data: No Development Reported
Size: 1 mg, 5 mg

LL-37 scrambled peptide

Cat. No.: HY-P1513

LL-37 scrambled peptide is a scrambled version of cathelicidin anti-microbial peptide LL-37. LL-37 scrambled peptide can be used as a negative control of LL-37 peptide studies.

GLKLRFEFSKIKGEFLKTPEVRFRDIKLKDNRISVQR

Purity: >98%
Clinical Data: No Development Reported
Size: 500 µg, 1 mg, 5 mg

LL-37 scrambled peptide acetate

Cat. No.: HY-P1513A

LL-37 scrambled peptide acetate is a scrambled version of cathelicidin anti-microbial peptide LL-37. LL-37 scrambled peptide acetate can be used as a negative control of LL-37 peptide studies.

GLKLRFEFSKIKGEFLKTPEVRFRDIKLKDNRISVQR

Purity: >98%
Clinical Data: No Development Reported
Size: 5 mg

LL-37, acetylated,amidated

Cat. No.: HY-P1884

LL-37, acetylated, amidated is a cathelicidin peptide LL-37 acetylated on the N-terminus and amidated on the C-terminus.

Ac-LLGDFFRKSKEKIGKEFKRIVQRIKDFLRNLVPRTES-NH2

Purity: >98%
Clinical Data: No Development Reported
Size: 1 mg, 5 mg

LL-37, human

Cat. No.: HY-P1222

LL-37, human is a 37-residue, amphipathic, cathelicidin-derived antimicrobial peptide, which exhibits a broad spectrum of antimicrobial activity. LL-37, human could help protect the cornea from infection and modulates wound healing.

LLGDFFRKSK EKIGKEFKRI VQRIKDFLRN LVPRTES

Purity: >98%
Clinical Data: No Development Reported
Size: 1 mg, 5 mg

LL-37, human TFA

Cat. No.: HY-P1222A

LL-37, human TFA is a 37-residue, amphipathic, cathelicidin-derived antimicrobial peptide, which exhibits a broad spectrum of antimicrobial activity. LL-37, human TFA could help protect the cornea from infection and modulates wound healing.

LLGDFFRKSK EKIGKEFKRI VGRIKDFLRN LVPRTES (TFA salt)

Purity: 96.50%
Clinical Data: No Development Reported
Size: 1 mg, 5 mg

LLO (91-99)

(Listeriolysin O (91-99))

Cat. No.: HY-P2455

LLO (91-99) (Listeriolysin O (91-99)), an exotoxin, is a class I MHC-restricted T-cell epitopes of listeriolysin (LLO). LLO (91-99) is an essential antigen for induction of T-cell mediated immunity in vivo.

GYKDGNEYI

Purity: >98%
Clinical Data: No Development Reported
Size: 1 mg, 5 mg

Locustatachykinin I

Cat. No.: HY-P1183

Locustatachykinin I is a insect tachykinin-related peptide isolated from Locusta migratoria. Locustatachykinin I exhibits sequence homologies with the vertebrate tachykinins. In Lacanobia, Locustatachykinin I is also a substrate for a deamidase.

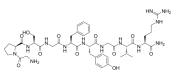

Purity: >98%
Clinical Data: No Development Reported
Size: 1 mg, 5 mg

Locustatachykinin I TFA

Cat. No.: HY-P1183A

Locustatachykinin I TFA is a insect tachykinin-related peptide isolated from Locusta migratoria. Locustatachykinin I TFA exhibits sequence homologies with the vertebrate tachykinins. In Lacanobia, Locustatachykinin I TFA is also a substrate for a deamidase.

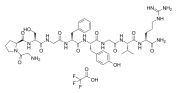

Purity: >98%
Clinical Data: No Development Reported
Size: 1 mg, 5 mg

LPYFD-NH2

Cat. No.: HY-P1060

LPYFD-NH2, a pentapeptide, exerts some inhibitory effect on the aggregation of **Aβ(1-42)**. LPYFD-NH2 can be used for the research of Alzheimer's disease.

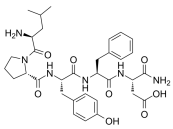

Purity: >98%
Clinical Data: No Development Reported
Size: 1 mg, 5 mg

LPYFD-NH2 TFA

Cat. No.: HY-P1060A

LPYFD-NH2 TFA, a pentapeptide, exerts some inhibitory effect on the aggregation of **Aβ(1-42)**. LPYFD-NH2 TFA can be used for the research of Alzheimer's disease.

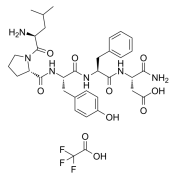

Purity: >98%
Clinical Data: No Development Reported
Size: 1 mg, 5 mg

LRGILS-NH2

Cat. No.: HY-P1312

LRGILS-NH2 is a reverse-sequence protease-activated receptor-2 (PAR-2)-inactive, negative control, and SLIGRL-NH2 is a PAR-2-activating peptide.

$LRGILS\text{-}NH_2$

Purity: >98%
Clinical Data: No Development Reported
Size: 1 mg, 5 mg

LRGILS-NH2 TFA

Cat. No.: HY-P1312A

LRGILS-NH2 TFA is a reverse-sequence protease-activated receptor-2 (PAR-2)-inactive, negative control, and SLIGRL-NH2 is a PAR-2-activating peptide.

$LRGILS\text{-}NH_2$ (TFA salt)

Purity: >98%
Clinical Data: No Development Reported
Size: 1 mg, 5 mg

LSKL, Inhibitor of Thrombospondin (TSP-1)

Cat. No.: HY-P0299

LSKL, Inhibitor of Thrombospondin (TSP-1) is a latency-associated protein (LAP)-TGFβ derived tetrapeptide and a competitive **TGF-β1** antagonist. LSKL, Inhibitor of Thrombospondin (TSP-1) inhibits the binding of **TSP-1** to LAP and alleviates renal interstitial fibrosis and hepatic fibrosis.

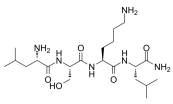

Purity: >98%
Clinical Data: No Development Reported
Size: 10 mM × 1 mL, 5 mg, 10 mg, 25 mg

LSKL, Inhibitor of Thrombospondin (TSP-1) (TFA)

Cat. No.: HY-P0299A

LSKL, Inhibitor of Thrombospondin (TSP-1) TFA is a latency-associated protein (LAP)-TGFβ derived tetrapeptide and a competitive **TGF-β1** antagonist.

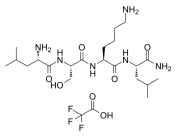

Purity: 99.30%
Clinical Data: No Development Reported
Size: 10 mM × 1 mL, 5 mg, 10 mg, 25 mg

LTX-315
(KKWWKKW-Dip-K-NH2)

Cat. No.: HY-19894

LTX-315 (KKWWKKW-Dip-K-NH2) is an oncolytic peptide with potent anticancer activity; inhibits MRC-5, A20 and AT84 with IC_{50}s of 34.3, 8.3 and 11 μM, respectively.

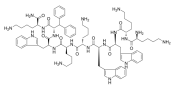

Purity: 99.73%
Clinical Data: Phase 2
Size: 10 mM × 1 mL, 2 mg, 5 mg, 10 mg, 25 mg, 50 mg

Luciferase

Cat. No.: HY-P1004

Luciferase from Vibrio fischeri has also been used in a study to investigate the sensitivity of dark mutants of various strains of luminescent bacteria to reactive oxygen species.

Luciferase

Purity: >98%
Clinical Data: No Development Reported
Size: 1 mg, 5 mg, 10 mg

Luciferase, firefly

Cat. No.: HY-P1004A

Luciferase, firefly is the light-emitting enzyme responsible for the bioluminescence of fireflies and click beetles.

Luciferase, firefly

Purity: >98%
Clinical Data: No Development Reported
Size: 1 mg, 5 mg

Luteinizing hormone (human)

Cat. No.: HY-P2293

Luteinizing hormone (human), a heterodimeric glycoprotein hormone produced by the pituitary gland (LH), plays key roles in human reproduction.

Luteinizing hormone (human)

Purity: ≥95.0%
Clinical Data: No Development Reported
Size: 10 μg

Luteinizing Hormone Releasing Hormone (LH-RH), salmon (Salmon GnRH; Salmon gonadotropin-releasing hormone; sGnRH)

Cat. No.: HY-P0243

Luteinizing Hormone Releasing Hormone (LH-RH), salmon (Salmon GnRH) is the hypophysiotropic decapeptide synthesized in the hypothalamus that plays a crucial role in the control of reproductive functions.

{Glp}HWSYGWLPG-NH_2

Purity: 98.07%
Clinical Data: No Development Reported
Size: 1 mg, 5 mg, 10 mg

LXW7

Cat. No.: HY-P0178

LXW7, a cyclic peptide containing Arg-Gly-Asp (RGD), is an **integrin αvβ3** inhibitor. LXW7 has a high binding affinity to **αvβ3 integrin** with an IC_{50} of 0.68 μM. LXW7 increases phosphorylation of VEGFR-2 and activation of ERK1/2. Anti-inflammatory effect.

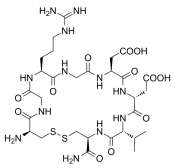

Purity: >98%
Clinical Data: No Development Reported
Size: 1 mg, 5 mg

LXW7 TFA

Cat. No.: HY-P0178A

LXW7 TFA, a cyclic peptide containing Arg-Gly-Asp (RGD), is an **integrin αvβ3** inhibitor. LXW7 has a high binding affinity to **αvβ3 integrin** with an IC_{50} of 0.68 μM. LXW7 TFA increases phosphorylation of VEGFR-2 and activation of ERK1/2. Anti-inflammatory effect.

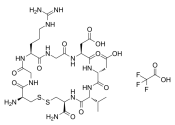

Purity: 99.17%
Clinical Data: No Development Reported
Size: 10 mM × 1 mL, 1 mg, 5 mg, 10 mg

Lyciumin B

Cat. No.: HY-N9526

Lyciumin B is a cyclic peptide isolated from Lysium chinense.

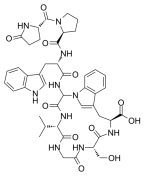

Purity: >98%
Clinical Data: No Development Reported
Size: 1 mg, 5 mg

Lyn peptide inhibitor TFA

Cat. No.: HY-P1111A

Lyn peptide inhibitor TFA is a potent and cell-permeable inhibitor of **Lyn-coupled IL-5 receptor** signaling pathway, while keeping other signals intact.

Stearoyl-YGYRLRRKWEEKIPNP-NH_2 (TFA salt)

Purity: >98%
Clinical Data: No Development Reported
Size: 1 mg, 5 mg

LyP-1

Cat. No.: HY-P2526

LyP-1 is a cyclic 9aminoacids **tumor homing** peptide and selectively bind to **p32 receptors** overexpressed in various tumor-associated cells.

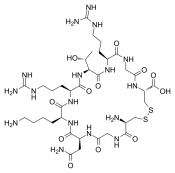

Purity: >98%
Clinical Data: No Development Reported
Size: 1 mg, 5 mg

LyP-1 TFA

Cat. No.: HY-P2526A

LyP-1 TFA is a cyclic 9aminoacids **tumor homing** peptide and selectively bind to **p32 receptors** overexpressed in various tumor-associated cells.

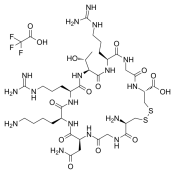

Purity: 99.36%
Clinical Data: No Development Reported
Size: 5 mg, 25 mg

Lys-[Des-Arg9]Bradykinin TFA

Cat. No.: HY-103295A

Lys-[Des-Arg9]Bradykinin TFA, a naturally occurring kinin, is a potent and highly selective **bradykinin B1 receptor** agonist with a K_i of 0.12 nM, 1.7 nM and 0.23 nM for **human**, **mouse** and **rabbit B1 receptors**, respectively.

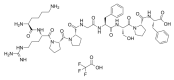

Purity: 99.48%
Clinical Data: No Development Reported
Size: 10 mM × 1 mL, 5 mg, 10 mg, 50 mg

Lys-γ3-MSH(human)

Cat. No.: HY-P1210

Lys-γ3-MSH(human) is a melanocortin peptide derived from the C-terminal of the fragment of pro-opiomelanocortin (POMC). Lys-γ3-MSH(human) potentiates the steroidogenic response of the rat adrenal to adrenocorticotrophin (ACTH).

KYVMGHFRWDRFGRRNSSSSGSSGAGQ

Purity: >98%
Clinical Data: No Development Reported
Size: 1 mg, 5 mg

Lys-γ3-MSH(human) TFA

Cat. No.: HY-P1210A

Lys-γ3-MSH(human) TFA is a melanocortin peptide derived from the C-terminal of the fragment of pro-opiomelanocortin (POMC). Lys-γ3-MSH(human) TFA potentiates the steroidogenic response of the rat adrenal to adrenocorticotrophin (ACTH).

KYVMGHFRWDRFGRRNSSSSGSSGAGQ (TFA salt)

Purity: >98%
Clinical Data: No Development Reported
Size: 1 mg, 5 mg

Lysobactin

Cat. No.: HY-P2108

Lysobactin, produced by several genera of Gram-negative gliding bacteria found in soil, is a potent **antibiotic** with in vivo efficacy against Staphylococcus aureus and Streptococcus pneumoniae.

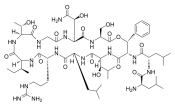

Purity: >98%
Clinical Data: No Development Reported
Size: 1 mg, 5 mg

Lysostaphin

Cat. No.: HY-P2329

Lysostaphin is an antistaphylococcal agent. Lysostaphin has activities of three enzymes namely, glycylglycine endopeptidase, endo-β-N-acetyl glucosamidase and N-acteyl muramyl-L-alanine amidase.

Lysostaphin

Purity: >98%
Clinical Data: No Development Reported
Size: 5 mg, 10 mg

Lysozyme

(Muramidase)

Cat. No.: HY-P1068

Lysozyme is an antimicrobial enzyme produced by animals that forms part of the innate immune system.

Lysozyme

Purity: >98%
Clinical Data: No Development Reported
Size: 500 μg, 1 mg, 5 mg

Lysozyme from chicken egg white

Cat. No.: HY-B2237

Lysozyme from chicken egg white is a **bactericidal** enzyme present in chicken eggs, and it lyses gram-positive bacteria. IC50 & Target: Bacteria **In Vitro:** Lysozyme is an ubiquitous enzyme.

Lysozyme(chicken egg white)

Purity: >98%
Clinical Data: No Development Reported
Size: 500 mg, 1 g, 5 g, 10 g

M-2420

Cat. No.: HY-P1729

M-2420 is a fluorogenic substrate containing β-secretase site of the Swedish mutation of amyloid precursor protein (APP).

Methoxycoumarin-SEVNLDAEFK-dinitrophenyl

Purity: >98%
Clinical Data: No Development Reported
Size: 1 mg, 5 mg

M1145 TFA

Cat. No.: HY-P1135A

M1145 TFA, a chimeric peptide, is a selective **galanin receptor type 2 (GAL2)** agonist, with a K_i of 6.55 nM. M1145 TFA shows more than 90-fold higher affinity for GAL2 over GAL1 (K_i=587 nM) and a 76-fold higher affinity over GalR3 (K_i=497 nM).

RGRGNWTLNSAGYLLGPVLPPPALALA-NH2 (TFA salt)

Purity: >98%
Clinical Data: No Development Reported
Size: 1 mg, 5 mg

M2e, human TFA

Cat. No.: HY-P1783A

M2e, human TFA, consisting of the 23 extracellular residues of M2 (the third integral membrane protein of influenza A), has been remarkably conserved in all human influenza A. M2e, human TFA is a valid and versatile vaccine candidate to protect against any strain of human influenza A.

SLLTEVETPIRNEWGCRCNDSSD (TFA salt)

Purity: 99.37%
Clinical Data: No Development Reported
Size: 5 mg, 10 mg

M617 TFA

Cat. No.: HY-P1131A

M617 TFA is a selective galanin receptor 1 **(GAL1)** agonist, with K_is of 0.23 and 5.71 nM for GAL1 and GAL2, respectively. M617 TFA, acting through its central GAL1, can promote GLUT4 expression and enhance GLUT4 content in the cardiac muscle of type 2 diabetic rats.

GWTLNSAGYLLGPQPPGFSPFR-NH_2 (TFA salt)

Purity: 99.04%
Clinical Data: No Development Reported
Size: 5 mg, 10 mg

Mad1 (6-21)

Cat. No.: HY-P3242

Mad1 (6-21) is the 6-21 fragment of Mad1 protein. Mad1 (6-21) binds to mammalian Sin3A PAH2 with a K_d of ~29 nM.

RMNIQMLLEAADYLER

Purity: >98%
Clinical Data: No Development Reported
Size: 1 mg, 5 mg

Mad1 (6-21) (TFA)

Cat. No.: HY-P3242A

Mad1 (6-21) TFA is the 6-21 fragment of Mad1 protein. Mad1 (6-21) TFA binds to mammalian Sin3A PAH2 with a K_d of ~29 nM.

RMNIQMLLEAADYLER (TFA salt)

Purity: >98%
Clinical Data: No Development Reported
Size: 1 mg, 5 mg

Magainin 1

(Magainin I)

Cat. No.: HY-P0269

Magainin 1 (Magainin I) is an antimicrobial and amphipathic peptide isolated from the skin of Xenopus laevis. Magainin 1 exhibits antibiotic activity against numerous Gram-negative and Gram-positive **bacteria**.

GIGKFLHSAGKFGKAFVGEIMKS

Purity: >98%
Clinical Data: No Development Reported
Size: 500 μg, 1 mg, 5 mg, 10 mg

Magainin 1 TFA

(Magainin I TFA)

Cat. No.: HY-P0269A

Magainin 1 TFA (Magainin I TFA) is an antimicrobial and amphipathic peptide isolated from the skin of Xenopus laevis. Magainin 1 TFA exhibits antibiotic activity against numerous Gram-negative and Gram-positive **bacteria**.

GIGKFLHSAGKFGKAFVGEIMKS (TFA salt)

Purity: >98%
Clinical Data: No Development Reported
Size: 1 mg, 5 mg

Magainin 2

(Magainin II)

Cat. No.: HY-P0270

Magainin 2 (Magainin II) is an **antimicrobial peptide (AMP)** isolated from the skin of the African clawed frog **Xenopus laevis**. Magainin 2 displays antibiotic activity against numerous gram-negative and gram-positive bacteria.

GIGKFLHSAKKFGKAFVGEIMNS

Purity: 99.34%
Clinical Data: No Development Reported
Size: 500 μg, 1 mg, 5 mg, 10 mg

MAGE-3 (271-279)

Cat. No.: HY-P2524

MAGE-3 (271-279) is a 271-279 residue peptide derived from melanoma antigens encoded by MAGE-3. MAGE-3 is a cytolytic T lymphocyte (CTL)-defined MAGE-3 protein associated with the human leukocyte antigen (HLA)-A2 molecule.

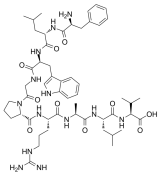

Purity: >98%
Clinical Data: No Development Reported
Size: 1 mg, 5 mg

MAGE-A3 (195-203)

Cat. No.: HY-P1842

MAGE-A3 (195-203) is a human leukocyte antigen (HLA) -A24 molecules epitope encoded by melanoma antigen gene (MAGE).

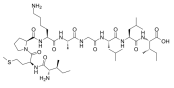

Purity: >98%
Clinical Data: No Development Reported
Size: 1 mg, 5 mg

MAIT-203

Cat. No.: HY-P2269

MAIT-203, a cyclopentyalanin-derived peptidomimetic, potently inhibits the interaction of **adenomatous polyposis coli (APC)** and **Asef (RhoGEF4)**, but not APC-Sam68 or APC-striatin interactions. MAIT-203 binds APC-ARM with a K_i of 0.015 μM and a K_d of 0.036 μM.

Z-AGEA-(5-3cyclopentylalanine)-YEGGGGGRKKRRQRRR-NH_2

Purity: >98%
Clinical Data: No Development Reported
Size: 1 mg, 5 mg

Malantide

Cat. No.: HY-P1597

Malantide is a synthetic dodecapeptide derived from the site phosphorylated by **cAMP-dependent protein kinase (PKA)** on the β-subunit of phosphorylase kinase.

RTKRSGSVYEPLKI

Purity: 98.56%
Clinical Data: No Development Reported
Size: 1 mg, 5 mg, 10 mg

Malantide TFA

Cat. No.: HY-P1597A

Malantide TFA is a synthetic dodecapeptide derived from the site phosphorylated by **cAMP-dependent protein kinase (PKA)** on the β-subunit of phosphorylase kinase.

RTKRSGSVYEPLKI (TFA salt)

Purity: >98%
Clinical Data: No Development Reported
Size: 1 mg, 5 mg

Mambalgin 1

Cat. No.: HY-P1441

Mambalgin-1 is a toxin isolated from black mamba venom. Mambalgin-1 is a disulfide-rich polypeptide consisting of 57 amino acids and belongs to the family of three-finger toxins.

LKCYQHGKVVTCHRDMKFCYHNTGMPFRN
LKLILQGCSSSCSETENNKCCSTDRCNK
(Disulfide bridge:Cys_3-Cys_{19};Cys_{12}-Cys_{37};Cys_{41}-Cys_{49};Cys_{50}-Cys_{55})

Purity: >98%
Clinical Data: No Development Reported
Size: 1 mg, 5 mg

Mambalgin 1 TFA

Cat. No.: HY-P1441A

Mambalgin 1 TFA is a selective ASIC1a inhibitor (IC_{50} values are 192 and 72 nM for human ASIC1a and ASIC1a/1b dimer, respectively). Mambalgin 1 TFA binds to closed/inactive channel.

LKCYQHGKVVTCHRDMKFCYHNTGMPFRN
LKLILQGCSSSCSETENNKCCSTDRCNK
(Disulfide bridge:Cys_3-Cys_{19};Cys_{12}-Cys_{37};Cys_{41}-Cys_{49};Cys_{50}-Cys_{55}) (TFA salt)

Purity: >98%
Clinical Data: No Development Reported
Size: 1 mg, 5 mg

MARCKS Peptide(151-175), Phosphorylated

Cat. No.: HY-P1834

MARCKS Peptide(151-175), Phosphorylated is a phosphorylated peptide corresponding to the basic effector domain of myristoylated alanine-rich protein kinase C substrate protein (MARCKS).

KKKKKRF-(pSer)-FKK-(pSer)-FKLSGF-(pSer)-FKKNKK

Purity: >98%
Clinical Data: No Development Reported
Size: 1 mg, 5 mg

Margatoxin

Cat. No.: HY-P1280

Margatoxin, an alpha-KTx scorpion toxin, is a high affinity inhibitor of **Kv1.3** (K_d=11.7 pM). Margatoxin inhibits the Kv1.2 (K_d=6.4 pM) and Kv1.1 (K_d=4.2 nM).

TIINVKCTSPKQCLPPCKAQFGQSAGAKCMNGKCKCYPH(Disulfide bridge:Cys7-Cys29;Cys13-Cys34;Cys17-Cys36)

Purity: 99.36%
Clinical Data: No Development Reported
Size: 100 μg, 500 μg, 1 mg

MARK Substrate

Cat. No.: HY-P1583

MARK Substrate is a MARK substrate peptide.

NVKSKIGSTENLK

Purity: >98%
Clinical Data: No Development Reported
Size: 1 mg, 5 mg, 10 mg

MART-1 (26-35) (human)

Cat. No.: HY-P0138

MART-1 (26-35) (human) is amino acid residue 26 to 35 of MART-1 protein.

EAAGIGILTV

Purity: >98%
Clinical Data: No Development Reported
Size: 1 mg, 5 mg

MART-1 (26-35) (human) TFA

Cat. No.: HY-P0138A

MART-1 (26-35) (human) TFA is amino acid residue 26 to 35 of MART-1 protein.

EAAGIGILTV (TFA salt)

Purity: 98.20%
Clinical Data: No Development Reported
Size: 1 mg, 5 mg

Mas7

(Mastoparan 7)

Cat. No.: HY-P0258

Mas7 (Mastoparan 7), a structural analogue of mastoparan, is an activator of heterotrimeric **Gi proteins** and its downstream effectors.

INLKALAALAKALL-NH_2

Purity: 96.77%
Clinical Data: No Development Reported
Size: 1 mg, 5 mg, 10 mg, 25 mg

Mast cell degranulating peptide (28-49)

Cat. No.: HY-P1987

Mast cell degranulating peptide (28-49) is a depolarizing agent from bee venom, it can raise the content of **cGMP** level in mouse cerebellar slices.

IKCNCKRHVIKPHICRKICGKN-NH_2

Purity: >98%
Clinical Data: No Development Reported
Size: 1 mg, 5 mg

Mast Cell Degranulating Peptide HR-2

Cat. No.: HY-P1807

Mast Cell Degranulating Peptide HR-2, a 14-membered linear peptide isolated from the venom of the giant hornet Vespa orientalis, is capable of degranulating mast cells and thus initiating histamine release.

FLPLILGKLVKGLL-NH_2

Purity: >98%
Clinical Data: No Development Reported
Size: 1 mg, 5 mg

Mastoparan

Cat. No.: HY-P0246

Mastoparan, a tetradecapeptide which is a component of wasp venom, stimulates release of prolactin from cultured rat anterior pituitary cells.

INLKALAALAKKIL-NH_2

Purity: 95.47%
Clinical Data: No Development Reported
Size: 1 mg, 5 mg, 10 mg, 25 mg

MBP (90-106)

Cat. No.: HY-P2453

MBP (90-106) is a peptide fragment of MBP.

Ac-FFKNIVTPRTPPPSQGK-NH_2

Purity: >98%
Clinical Data: No Development Reported
Size: 1 mg, 5 mg, 10 mg

MBP MAPK Substrate

Cat. No.: HY-P2456

MBP MAPK Substrate is used as an exogenous substrate for MAPK.

APRTPGGRR

Purity: >98%
Clinical Data: No Development Reported
Size: 1 mg, 5 mg

Mca-Ala-Pro-Lys(Dnp)-OH

Cat. No.: HY-P2536

Mca-Ala-Pro-Lys(Dnp)-OH, a specific ACE2 quenched fluorogenic substrate, can be used to detect ACE2 activity, such as urinary, heart and lung.

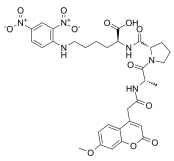

Purity: 98.99%
Clinical Data: No Development Reported
Size: 10 mg

MCA-SEVNLDAEFR-K(Dnp)-RR, amide

Cat. No.: HY-P1859

MCA-SEVNLDAEFR-K(Dnp)-RR, amide is a FRET-based substrate.

MCA-SEVNLDAEFR-K(Dnp)-RR-NH_2

Purity: >98%
Clinical Data: No Development Reported
Size: 1 mg, 5 mg

MCH(human, mouse, rat)

Cat. No.: HY-P1205

MCH (human, mouse, rat) is a potent peptide agonist of **MCH-R** and exhibits binding IC_{50} values of 0.3nM and 1.5 nM for MCH1R and MCH2R, respectively.

DFDMLRCMLGRVYRPCWQV (Disulfide bridge:Cys_7-Cys_{14})

Purity: >98%
Clinical Data: No Development Reported
Size: 1 mg, 5 mg

MCH(human, mouse, rat) TFA

Cat. No.: HY-P1205A

MCH (human, mouse, rat) TFA is a potent peptide agonist of **MCH-R** and exhibits binding IC_{50} values of 0.3nM and 1.5 nM for MCH1R and MCH2R, respectively.

DFDMLRCMLGRVYRPCWQV (Disulfide bridge:Cys_7-Cys_{14}) (TFA salt)

Purity: 99.55%
Clinical Data: No Development Reported
Size: 5 mg, 10 mg

MCL0020

Cat. No.: HY-107627

MCL0020 is a potent and selective **melanocortin MC4** receptor antagonist, with an IC_{50} of 11.63 nM. MCL0020 dose-dependently and significantly attenuates restraint stress-induced anorexia without affecting food intake.

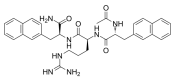

Purity: >98%
Clinical Data: No Development Reported
Size: 1 mg, 5 mg

MDL 29913

Cat. No.: HY-P1017

MDL 29913, a cyclic pseudopeptide, is a competitive **NK_2** tachykinin receptor selective antagonist, with a pA_2 of 8.66.

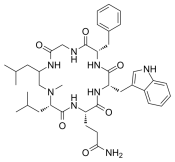

Purity: >98%
Clinical Data: No Development Reported
Size: 1 mg, 5 mg

Melanin Concentrating Hormone, salmon

(MCH (salmon))

Cat. No.: HY-P1525

Melanin Concentrating Hormone, salmon is a 19-amino-acid neuropeptide initially identified in the pituitary gland of teleost fish, which regulates food intake, energy balance, sleep state, and the cardiovascular system.

DTMRCMVGRVYRPCWEV (Disulfide bridge: Cys_5-Cys_{14})

Purity: >98%
Clinical Data: No Development Reported
Size: 1 mg, 5 mg

Melanin Concentrating Hormone, salmon TFA

(MCH (salmon) (TFA))

Cat. No.: HY-P1525A

Melanin Concentrating Hormone, salmon TFA (MCH (salmon) TFA) is a 19-amino-acid neuropeptide initially identified in the pituitary gland of teleost fish, which regulates food intake, energy balance, sleep state, and the cardiovascular system.

DTMRCMVGRVYRPCWEV (Disulfide bridge: Cys_5-Cys_{14}) (TFA salt)

Purity: 95.03%
Clinical Data: No Development Reported
Size: 500 µg, 1 mg, 5 mg

Melanotan (MT)-II

Cat. No.: HY-P0267

Melanotan (MT)-II, a synthetic **melanocortin** receptor agonist, is an injectable peptide hormone used to promote tanning.

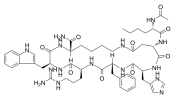

Purity: 99.18%
Clinical Data: No Development Reported
Size: 1 mg, 5 mg, 10 mg

Melanotan I

(MT-I; [Nle4,D-Phe7]-α-MSH)

Cat. No.: HY-N2466

Melanotan I is a synthetic analogue of α-melanocyte stimulating hormone (α-MSH), for gaining a tan.

Ac-SYS-{Nle}-EH-{d-Phe}-RWGKPV-NH_2

Purity: 96.93%
Clinical Data: No Development Reported
Size: 1 mg, 5 mg, 10 mg

Melittin

Cat. No.: HY-P0233

Melittin is a **PLA_2** activator, stimulates the activity of the low molecular weight PLA_2, while it does not the increase activity of the high molecular weight PLA_2.

GIGAVLKVLTTGLPALISWIKRKRQQ-NH_2

Purity: >98%
Clinical Data: No Development Reported
Size: 5 mg, 10 mg, 25 mg

Melittin TFA

Cat. No.: HY-P0233A

Melittin TFA is a **PLA_2** activator, stimulates the activity of the low molecular weight PLA_2, while it does not the increase activity of the high molecular weight PLA_2.

GIGAVLKVLTTGLPALISWIKRKRQQ-NH_2 (TFA salt)

Purity: 99.56%
Clinical Data: No Development Reported
Size: 5 mg, 10 mg

Men 10376 TFA

(Neurokinin-2 receptor antagonist TFA)

Cat. No.: HY-P1276A

Men 10376 TFA is a selective **tachykinin NK-2 receptor** antagonist, with a **K_i** of 4.4 µM for rat small intestine NK-2 receptor.

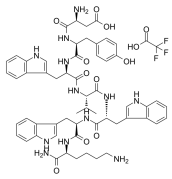

Purity: 99.76%
Clinical Data: No Development Reported
Size: 1 mg, 5 mg, 10 mg

Microcystin-LA

Cat. No.: HY-P0219

Microcystin LA, a natural toxin, exerts its cytotoxic exects by inhibiting the serine-threonine protein phosphatases **PP1** and **PP2A** with **IC_{50}**s of 0.3 and 0.3 nM, respectively.

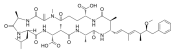

Purity: ≥95.0%
Clinical Data: No Development Reported
Size: 100 µg

Microtubule-associated protein tau (26-44)

Cat. No.: HY-P0181

Microtubule-associated protein tau (26-44) is a synthetic peptide chain with an amine group attached to glutamine and an carboxyl group attached to lysine.

QGGYTMHQDQEGDTDAGLK

Purity: 98.99%
Clinical Data: No Development Reported
Size: 1 mg, 5 mg, 10 mg, 50 mg

MIF-1 TFA

(Pro-Leu-Gly-NH2 TFA; Melanostatin TFA)

Cat. No.: HY-107663A

MIF-1 TFA, an antibiotic with melanin synthesis inhibitory activity, strongly inhibits melanin formation in Streptomyces bikiniensis NRRLB-1049 and B16 melanoma cells.

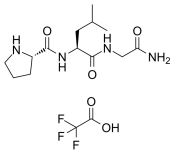

Purity: 98.01%
Clinical Data: No Development Reported
Size: 10 mM × 1 mL, 25 mg, 50 mg, 100 mg

Mini Gastrin I, human

Cat. No.: HY-P1593

Mini Gastrin I, human is a shorter version of human gastrin, consists of amino acids 5-17 of the parent peptide.

LEEEEEAYGWMDF-NH_2

Purity: >98%
Clinical Data: No Development Reported
Size: 1 mg, 5 mg, 10 mg

Mini Gastrin I, human TFA

Cat. No.: HY-P1593A

Mini Gastrin I, human (TFA) is a shorter version of human gastrin, consists of amino acids 5-17 of the parent peptide.

LEEEEEAYGWMDF-NH_2 (TFA salt)

Purity: 98.08%
Clinical Data: No Development Reported
Size: 1 mg, 5 mg, 10 mg

MM 419447

Cat. No.: HY-P3282

MM 419447, a linaclotide metabolite, is a **guanylate cyclase-C** agonist. MM 419447 has the potential for the research of the irritable bowel syndrome with constipation (IBS-C).

CCEYCCNPACTGC (Disulfide bridge: Cys1-Cys6, Cys2-Cys10, Cys5-Cys13)

Purity: >98%
Clinical Data: No Development Reported
Size: 1 mg, 5 mg

MM 54

Cat. No.: HY-P2271

MM 54 (compound 5) is a competitive antagonist at **APJ**, with an **IC_{50}** of 93 nM. MM 54 behaves as a potent and selective inhibitor of apelin binding and APLNR activation.

CRPRLCHICRPRLLC (Disulfide bridge: Cys1-Cys6; Cys9-Cys14)

Purity: >98%
Clinical Data: No Development Reported
Size: 1 mg, 5 mg

MOG (35-55), human

Cat. No.: HY-P2459

MOG (35-55), human is a component of CNS myelin. MOG (35-55), human is different from mMOG (35-55) by a proline for serine substitution at position 42. MOG (35-55), human is also immunogenic, but not encephalitogenic, and is only partially cross-reactive with mMOG35–55.

MEVGWYRPPFSRVVHLYRNGK

Purity: >98%
Clinical Data: No Development Reported
Size: 1 mg, 5 mg

MOG (89-113), human

Cat. No.: HY-P2461

MOG (89-113), human is a peptide fragment of human myelin oligodendrocyte glycoprotein.

RFSDEGGFTCFFRDHSYQEEAAMEL

Purity: >98%
Clinical Data: No Development Reported
Size: 1 mg, 5 mg

Morphiceptin

Cat. No.: HY-P1701

Morphiceptin is a potent and specific agonist for **morphine (μ) receptors**. Morphiceptin, as a synthetic peptide, is the amide of a fragment of the milk protein β-casein.

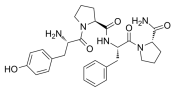

Purity: >98%
Clinical Data: No Development Reported
Size: 1 mg, 5 mg, 10 mg

Moth Cytochrome C (MCC) (88-103)

Cat. No.: HY-P1735

Moth Cytochrome C (MCC) (88-103), derived from the carboxyl terminus of moth cytochrome c, induces positive selection of TCR transgenic thymocytes.

ANERADLIAYLKQATK

Purity: >98%
Clinical Data: No Development Reported
Size: 1 mg, 5 mg

Motilin (26-47), human, porcine

Cat. No.: HY-P1037

Motilin (26-47), human, porcine is an endogenous motilin receptor ligand with **K_i** and **EC_{50}** of 2.3 nM and 0.3 nM in a Chinese hamster ovary cell line.

FVPIFTYGELQRMQEKERNKGQ

Purity: 98.98%
Clinical Data: No Development Reported
Size: 500 μg, 1 mg, 5 mg

Motilin, canine

(Motilin (canine))

Cat. No.: HY-P1541

Motilin, canine is a 22-amino acid peptide. Motilin is a potent agonist for gastrointestinal smooth muscle contraction.

FVPIFTHSELQKIREKERNKGQ

Purity: >98%
Clinical Data: No Development Reported
Size: 1 mg, 5 mg, 10 mg

Motixafortide

(BKT140 (4-fluorobenzoyl); BL-8040; TF14016)

Cat. No.: HY-P0171

Motixafortide (BKT140 4-fluorobenzoyl) is a novel **CXCR4** antagonist with an IC_{50} vakue of 1 nM.

4F-Benzoyl-RR-(2-Naph-Ala)-CY-(Cit)-KKPYR-(Cit)-CR-NH2 (Disulfide bridge: Cys4-Cys13)

Purity: 99.03%
Clinical Data: Phase 3
Size: 1 mg, 5 mg, 10 mg, 25 mg

MOTS-c(human) acetate

Cat. No.: HY-P2048A

MOTS-c(human) acetate is a mitochondrial-derived peptide. MOTS-c(human) acetate induces the accumulation of AMP analog **AICAR**, increases activation of **AMPK** and expression of its downstream **GLUT4**.

MRWQEMGYIFYPRKLR (acetate salt)

Purity: 99.57%
Clinical Data: No Development Reported
Size: 10 mg, 50 mg, 100 mg

MPG, HIV related

Cat. No.: HY-P1566

MPG, HIV related is 27-aa peptide, derived from both the nuclear localisation sequence of SV40 large T antigen and the fusion peptide domain of HIV-1 gp41 and is a potent delivery agent for the generalised delivery of nucleic acids and of oligonucleotides into cultured cells.

GALFLGFLGAAGSTMGAWSQPKSKRKV

Purity: >98%
Clinical Data: No Development Reported
Size: 1 mg, 5 mg, 10 mg

MSG606 TFA

Cat. No.: HY-P1726A

MSG606 TFA is a potent human MC1 receptor antagonist (IC_{50}=17 nM). MSG606 TFA also partial agonist at human MC3 and MC5 receptors (EC_{50} values are 59 and 1300 nM, respectively). MSG606 TFA exhibits binding affinity for A375 melanoma cells in vitro.

{Bua}GH-{d-Phe}-R-{d-Trp}-CDRFG-NH_2 (Carba sulfide bridge:Bua_1-Cys_7) (TFA salt)

Purity: >98%
Clinical Data: No Development Reported
Size: 1 mg, 5 mg

mTRP-2 (180-188)

Cat. No.: HY-P1827

mTRP-2 (180-188) is a murine tyrosinase-related protein 2 (TRP-2) -derived peptide, corresponding to residues 180-188. TRP-2 (180-188) is identified as the major reactive epitope within TRP-2 recognized by anti-B16 CTLs.

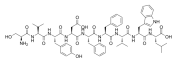

Purity: >98%
Clinical Data: No Development Reported
Size: 1 mg, 5 mg

MUC1, mucin core

Cat. No.: HY-P2508

MUC1, mucin core is the region of the MUC1 mucin core. MUC1 is a type I transmembrane glycoprotein, and is overexpressed and aberrantly glycosylated in carcinoma cells. MUC1, mucin core protein binds to domain 1 of ICAM-1.

GVTSAPDTRPAPGSTA

Purity: >98%
Clinical Data: No Development Reported
Size: 1 mg, 5 mg

MUC5AC motif peptide

Cat. No.: HY-P0280

MUC5AC motif peptide is a 16-amino acid fragment of mucin 5.

GTTPSPVPTTSTTSAP

Purity: >98%
Clinical Data: No Development Reported
Size: 1 mg, 5 mg, 10 mg

Murepavadin TFA

(POL7080 TFA)

Cat. No.: HY-P1674A

Murepavadin (TFA), a 14-amino-acid cyclic peptide, is a highly potent, specific antibiotic for the treatment of bacterial infections caused by Pseudomonas aeruginosa.

Cyclo(A5-(d-Pro)-PTW6-(Dab)-(Orn)-(d-Dab)-(Dab)-W-(Dab)-(Dab)) (TFA salt)

Purity: 99.07%
Clinical Data: Phase 3
Size: 5 mg, 10 mg, 50 mg, 100 mg

Myelin Basic Protein (MBP)

Cat. No.: HY-P1821

Myelin Basic Protein MBP, the second most abundant protein in central nervous system myelin, is responsible for adhesion of the cytosolic surfaces of multilayered compact myelin. Myelin Basic Protein MBP performs an important function in the peripheral nervous system (PNS).

QKRPSQRSKYL

Purity: >98%
Clinical Data: No Development Reported
Size: 1 mg, 5 mg

Myelin Basic Protein (MBP) (68-82), guinea pig

Cat. No.: HY-P1048

Myelin Basic Protein (MBP) (68-82), guinea pig is a fragment of myelin basic protein (MBP).

YGSLPQKSQRSQDEN

Purity: 97.51%
Clinical Data: No Development Reported
Size: 1 mg, 5 mg, 10 mg

Myelin Basic Protein(87-99) TFA

Cat. No.: HY-P1052A

Myelin Basic Protein(87-99) TFA is an encephalitogenic peptide that induces basic protein-specific T cell proliferation. Myelin Basic Protein(87-99) TFA causes a Th1 polarization in peripheral blood mononuclear cells with is implicated of multiple sclerosis (MS).

VHFFKNIVTPRTP (TFA salt)

Purity: >98%
Clinical Data: No Development Reported
Size: 1 mg, 5 mg

Myelin Oligodendrocyte Glycoprotein Peptide (35-55), mouse, rat (MOG (35-55))

Cat. No.: HY-P1240

Myelin Oligodendrocyte Glycoprotein Peptide (35-55), mouse, rat is a minor component of CNS myelin. Myelin Oligodendrocyte Glycoprotein Peptide (35-55), mouse, rat produces a relapsing-remitting neurological disease with extensive plaque-like demyelination.

MEVGWYRSPFSRVVHLYRNGK

Purity: >98%
Clinical Data: No Development Reported
Size: 1 mg, 5 mg, 10 mg

Myelin Oligodendrocyte Glycoprotein Peptide (35-55), mouse, rat acetate (MOG (35-55) (acetate))

Cat. No.: HY-P1240B

Myelin Oligodendrocyte Glycoprotein Peptide (35-55), mouse, rat acetate is a minor component of CNS myelin. Myelin Oligodendrocyte Glycoprotein Peptide (35-55), mouse, rat produces a relapsing-remitting neurological disease with extensive plaque-like demyelination.

MEVGWYRSPFSRVVHLYRNGK (acetate salt)

Purity: >98%
Clinical Data: No Development Reported
Size: 1 mg, 5 mg

Myelin Oligodendrocyte Glycoprotein Peptide (35-55), mouse, rat TFA (MOG (35-55) (TFA))

Cat. No.: HY-P1240A

Myelin Oligodendrocyte Glycoprotein Peptide (35-55), mouse, rat (TFA) is a minor component of CNS myelin. Myelin Oligodendrocyte Glycoprotein Peptide (35-55), mouse, rat (TFA) produces a relapsing-remitting neurological disease with extensive plaque-like demyelination.

MEVGWYRSPFSRVVHLYRNGK (TFA salt)

Purity: 99.41%
Clinical Data: No Development Reported
Size: 1 mg, 5 mg, 10 mg

Myomodulin

Cat. No.: HY-P0268

Myomodulin is a neuropeptide present in molluscs, insects, and gastropods.

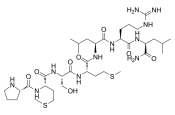

Purity: >98%
Clinical Data: No Development Reported
Size: 1 mg, 5 mg, 10 mg

Myosin H Chain Fragment, mouse

Cat. No.: HY-P2464

Myosin H Chain Fragment, mouse is a fragment of the α-Myosin heavy chain peptide. Myosin H Chain Fragment can be used to induce experimental autoimmune myocarditis (EAM) mouse model.

Ac-RSLKLMATLFSTYASADR

Purity: >98%
Clinical Data: No Development Reported
Size: 5 mg, 10 mg, 25 mg

N-Acetyl-Ser-Asp-Lys-Pro (Ac-SDKP)

Cat. No.: HY-P0266

N-Acetyl-Ser-Asp-Lys-Pro, an endogenous tetrapeptide secreted by bone marrow, is a specific substrate for the N-terminal site of **ACE**.

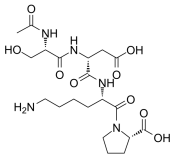

Purity: >98%
Clinical Data: No Development Reported
Size: 1 mg, 5 mg

N-Acetyl-Ser-Asp-Lys-Pro TFA (Ac-SDKP TFA)

Cat. No.: HY-P0266A

N-Acetyl-Ser-Asp-Lys-Pro (TFA), an endogenous tetrapeptide secreted by bone marrow, is a specific substrate for the N-terminal site of **ACE**.

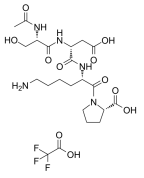

Purity: 96.85%
Clinical Data: No Development Reported
Size: 1 mg, 5 mg, 10 mg, 25 mg

N-Acetyl-α-Endorphin

Cat. No.: HY-P1819

N-Acetyl-α-Endorphin is an acetylated α-Endorphin at N-terminal. α-Endorphin is an endogenous opioid peptide.

Ac-YGGFMTSEKSQTPLVT

Purity: >98%
Clinical Data: No Development Reported
Size: 1 mg, 5 mg

N-Acetylcarnosine

(N-Acetyl-L-carnosine)

Cat. No.: HY-133026

N-Acetylcarnosine, a natural histidine-containing dipeptide, is a source of pharmacological principal L-carnosine. N-Acetylcarnosine is a potent ophthalmic drug in human cataracts.

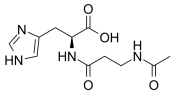

Purity: ≥98.0%
Clinical Data: No Development Reported
Size: 10 mM × 1 mL, 100 mg

N-Acetyloxytocin

Cat. No.: HY-P3219

N-Acetyloxytocin is isolated and characterized in the neurointermediate lobe of the rat pituitary (NIL) and their presence in several brain areas of the rat.

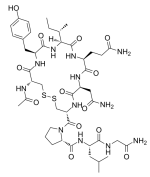

Purity: >98%
Clinical Data: No Development Reported
Size: 1 mg, 5 mg

N-Boc-Phe-Leu-Phe-Leu-Phe

(Boc-FLFLF)

Cat. No.: HY-P1795

N-Boc-Phe-Leu-Phe-Leu-Phe (Boc-FLFLF) is a **formyl peptide receptor 1 (FPR1)** antagonist, which increases pain effects and inhibits antinociceptive activity of annexin.

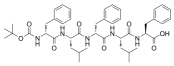

Purity: 98.03%
Clinical Data: No Development Reported
Size: 10 mM × 1 mL, 1 mg, 5 mg, 10 mg

N-CBZ-Phe-Arg-AMC

(Z-FR-AMC)

Cat. No.: HY-P1759

N-CBZ-Phe-Arg-AMC (Z-FR-AMC) is a cathepsin substrate used in assessment activity of lysosomal cathepsin enzymes.

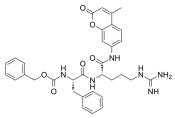

Purity: >98%
Clinical Data: No Development Reported
Size: 1 mg, 5 mg

N-Formyl-Met-Ala-Ser

Cat. No.: HY-P1756

N-Formyl-Met-Ala-Ser is a peptide, binds to **formyl peptide receptors** on neutrophils.

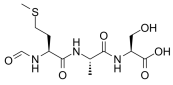

Purity: >98%
Clinical Data: No Development Reported
Size: 1 mg, 5 mg

N-Formyl-Met-Leu-Phe

(fMLP; N-Formyl-MLF)

Cat. No.: HY-P0224

N-Formyl-Met-Leu-Phe (fMLP; N-Formyl-MLF) is a chemotactic peptide and a specific ligand of N-formyl peptide receptor (FPR). N-Formyl-Met-Leu-Ph is reported to inhibit **TNF-alpha** secretion.

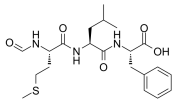

Purity: 99.46%
Clinical Data: No Development Reported
Size: 5 mg, 10 mg, 50 mg

N-Formyl-Met-Leu-Phe-Lys

(fMLFK)

Cat. No.: HY-P1744

N-Formyl-Met-Leu-Phe-Lys (fMLFK) is a peptide, acts as a potent and selective agonist of **FPR1**, with **EC_{50}**s of 3.5 nM, 6.7 μM and 0.88 μM for FPR1, FPR2 and FPR2-D281$^{7.32}$G, respectively.

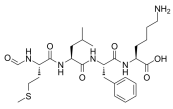

Purity: >98%
Clinical Data: No Development Reported
Size: 1 mg, 5 mg

N-Formyl-Nle-Leu-Phe-Nle-Tyr-Lys

(For-Nle-Leu-Phe-Nle-Tyr-Lys-OH)

Cat. No.: HY-P1591

N-Formyl-Nle-Leu-Phe-Nle-Tyr-Lys TFA (For-Nle-Leu-Phe-Nle-Tyr-Lys-OH TFA) is a **formyl peptide receptor (FPR)** agonist.

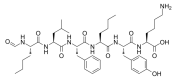

Purity: >98%
Clinical Data: No Development Reported
Size: 5 mg, 10 mg, 25 mg, 50 mg, 100 mg

N-Formyl-Nle-Leu-Phe-Nle-Tyr-Lys TFA

(For-Nle-Leu-Phe-Nle-Tyr-Lys-OH TFA)

Cat. No.: HY-P1591A

N-Formyl-Nle-Leu-Phe-Nle-Tyr-Lys TFA (For-Nle-Leu-Phe-Nle-Tyr-Lys-OH TFA) is a **formyl peptide receptor (FPR)** agonist.

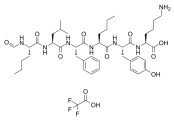

Purity: >98%
Clinical Data: No Development Reported
Size: 1 mg, 5 mg

N-Nonyldeoxynojirimycin

(NN-DNJ; Nonyl-DNJ)

Cat. No.: HY-107532

N-Nonyldeoxynojirimycin (NN-DNJ) is a potent inhibitor of **alpha-glucosidase** and **alpha-1,6-glucosidase** (**IC_{50}**s, 0.42, 8.4 μM, respectively), inhibits glycogen breakdown.

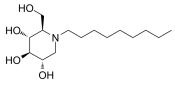

Purity: ≥99.0%
Clinical Data: No Development Reported
Size: 5 mg

N-terminally acetylated Endomorphin-1

(Ac-L-Tyr-L-Pro-L-Trp-L-Phe-CONH2)

Cat. No.: HY-P1171

N-terminally acetylated Endomorphin-1 is a modified Endomorphin-1.

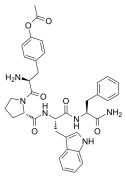

Purity: >98%
Clinical Data: No Development Reported
Size: 1 mg, 5 mg, 10 mg, 25 mg

N-terminally acetylated Leu-enkephalin

(Ac-L-Tyr-Gly-Gly-L-Phe-D-Leu-COOH)

Cat. No.: HY-P1170

N-terminally acetylated Leu-enkephalin is the N-terminally acetylated form of Leu-enkephalin. Leu-enkephalin is a five amino acid endogenous peptide that acts as an agonist at opioid receptors.

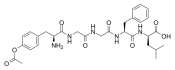

Purity: >98%
Clinical Data: No Development Reported
Size: 1 mg, 5 mg, 10 mg, 25 mg

Nattokinase

Cat. No.: HY-P2373

Nattokinase is a potent fibrinolytic enzyme. Nattokinase can break down blood clots by directly hydrolyzing fibrin and plasmin substrate. Nattokinase can be used for the research of cardiovascular diseases.

Nattokinase

Purity: >98%
Clinical Data: No Development Reported
Size: 5 mg, 10 mg, 50 mg, 100 mg

Nemifitide diTFA

(INN 00835 diTFA)

Cat. No.: HY-105077A

Nemifitide diTFA (INN 00835 diTFA) is a synthetic pentapeptide antidepressant with a potential for rapid onset of action. Nemifitide diTFA is a peptide analog of melanocyte-inhibiting factor (MIF). Nemifitide diTFA can cross the blood-brain barrier.

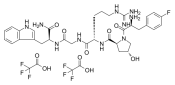

Purity: 99.13%
Clinical Data: No Development Reported
Size: 10 mM × 1 mL, 5 mg, 10 mg, 50 mg

NEP(1-40)

Cat. No.: HY-P1242

NEP(1-40) is a **Nogo-66 receptor (NgR)** antagonist peptide, reversing the injury-induced shift in distribution of microglia morphologies by limiting myelin-based inhibition.

LYARFPHGEDSKQIAQIVGKYIR
|
ESEVAISEELVQKYSNS-NH_2

Purity: >98%
Clinical Data: No Development Reported
Size: 1 mg, 5 mg

NEP(1-40) TFA

Cat. No.: HY-P1242A

NEP(1-40) TFA is a **Nogo-66 receptor (NgR)** antagonist peptide, reversing the injury-induced shift in distribution of microglia morphologies by limiting myelin-based inhibition.

LYARFPHGEDSKQIAQIVGKYIR
|
ESEVAISEELVQKYSNS-NH_2 (TFA salt)

Purity: >98%
Clinical Data: No Development Reported
Size: 1 mg, 5 mg

Nesiritide

(Brain Natriuretic Peptide-32 human; BNP-32)

Cat. No.: HY-P0003

Nesiritide (Brain Natriuretic Peptide-32 human) is an agonist of natriuretic peptide receptors (NPRs), with K_d values of 7.3 and 13 pM for NPR-A and NPR-C, respectively.

SPKMVQISSDCFQRKKEERSSSSQLGCKVLRRHEDsulfide bridge: Cys10-Cys28)

Purity: 98.28%
Clinical Data: Launched
Size: 1 mg, 5 mg, 10 mg

Neurogranin (48-76), human

Cat. No.: HY-P2473

Neurogranin (48-76), human is a dominant endogenous peptide in Alzheimer's disease (AD) brain tissue. Neurogranin (48-76) is a potential biomarker for synaptic function in AD.

SGERGRKGPGPGGPGGAGVARGGAGGGPS

Purity: >98%
Clinical Data: No Development Reported
Size: 1 mg, 5 mg

Neurogranin (48-76), mouse

Cat. No.: HY-P2471

Neurogranin (48-76), mouse is a peptide corresponding to residues 48-76 of Neurogranin.

SGECGRKGPGPGGPGGAGGARGGAGGGPS

Purity: >98%
Clinical Data: No Development Reported
Size: 1 mg, 5 mg

Neurokinin A

(Substance K; Neurokinin α; Neuromedin L)

Cat. No.: HY-P0197

Neurokinin A (Substance K), a peptide neurotransmitter of the tachykinin family, acts via the **NK-2** receptor. Neurokinin A acts as a major mediator in human airway and gastrointestinal tissues.

HKTDSFVGLM-NH_2

Purity: >98%
Clinical Data: No Development Reported
Size: 1 mg, 5 mg, 10 mg, 25 mg

Neurokinin A TFA

(Substance K TFA; Neurokinin α TFA; Neuromedin L TFA)

Cat. No.: HY-P0197A

Neurokinin A TFA (Substance K TFA), a peptide neurotransmitter of the tachykinin family, acts via the **NK-2** receptor. Neurokinin A acts as a major mediator in human airway and gastrointestinal tissues.

HKTDSFVGLM-NH_2 (TFA salt)

Purity: 99.25%
Clinical Data: No Development Reported
Size: 5 mg, 10 mg

Neurokinin A(4-10)

Cat. No.: HY-P0236

Neurokinin A (4-10) is a **tachykinin NK_2 receptor** agonist.

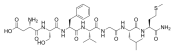

Purity: >98%
Clinical Data: No Development Reported
Size: 1 mg, 5 mg

Neurokinin A(4-10) TFA

Cat. No.: HY-P0236A

Neurokinin A (4-10) TFA is a **tachykinin NK_2 receptor** agonist.

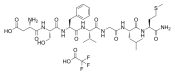

Purity: 98.48%
Clinical Data: No Development Reported
Size: 1 mg, 5 mg, 10 mg, 25 mg

Neurokinin B

Cat. No.: HY-P0242

Neurokinin B belongs to the tachykinin family of peptides. Neurokinin B binds a family of GPCRs-including neurokinin receptor 1 (NK1R), NK2R, and NK3R-to mediate their biological effect.

DMHDFFVGLM-NH_2

Purity: >98%
Clinical Data: No Development Reported
Size: 1 mg, 5 mg

Neurokinin B TFA

Cat. No.: HY-P0242A

Neurokinin B TFA belongs to the tachykinin family of peptides. Neurokinin B binds a family of GPCRs-including neurokinin receptor 1 (NK1R), NK2R, and NK3R-to mediate their biological effect.

DMHDFFVGLM-NH_2 (TFA salt)

Purity: 95.01%
Clinical Data: No Development Reported
Size: 1 mg, 5 mg, 10 mg, 25 mg

Neuromedin B

Cat. No.: HY-P0241

Neuromedin B (NMB) is a member of Bombesin (BN)-like peptide family in mammals.

GNLWATGHFM-NH_2

Purity: 98.08%
Clinical Data: No Development Reported
Size: 1 mg, 5 mg, 10 mg, 25 mg

Neuromedin N

(Neuromedin N (rat, mouse, porcine, canine))

Cat. No.: HY-P0079

Neuromedin N is a potent modulator of dopamine D2 receptor agonist binding in rat neostriatal membranes.

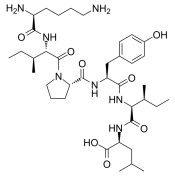

Purity: 99.91%
Clinical Data: No Development Reported
Size: 10 mM × 1 mL, 5 mg, 10 mg, 25 mg

Neuromedin S(rat)

Cat. No.: HY-P1239

Neuromedin S(rat) is a 34-amino acids peptide from rat Neuromedin S. Neuromedin S is a neuropeptide isolated from rat brain. Neuromedin S acts as a ligand for the G protein-coupled receptor FM4/TGR-1.

LPRLLHTDSRATIDFPKKDATIDFPKKDLFRPRN-NH_2

Purity: >98%
Clinical Data: No Development Reported
Size: 1 mg, 5 mg

Neuromedin S(rat) TFA

Cat. No.: HY-P1239A

Neuromedin S(rat) TFA is a 34-amino acids peptide from rat Neuromedin S. Neuromedin S is a neuropeptide isolated from rat brain. Neuromedin S acts as a ligand for the G protein-coupled receptor FM4/TGR-1.

LPRLLHTDSRATIDFPKKDATIDFPKKDLFRPRN-NH2 (TFA salt)

Purity: >98%
Clinical Data: No Development Reported
Size: 1 mg, 5 mg

Neuromedin U, rat

(Neuromedin U (rat); Rat neuromedin U-23)

Cat. No.: HY-P1238

Neuromedin U, rat is a 23-amino acid brain-gut peptide. Neuromedin U (NMU), through its cognate receptor NMUR2 in the central nervous system, regulates several important physiological functions, including energy balance, stress response, and nociception.

YKVNEGPVAPSGGFFLFRPRN-NH_2

Purity: >98%
Clinical Data: No Development Reported
Size: 1 mg, 5 mg

Neuromedin U, rat TFA

(Neuromedin U (rat) (TFA); Rat neuromedin U-23 TFA)

Cat. No.: HY-P1238A

Neuromedin U, rat TFA is a 23-amino acid brain-gut peptide. Neuromedin U (NMU), through its cognate receptor NMUR2 in the central nervous system, regulates several important physiological functions, including energy balance, stress response, and nociception.

YKVNEGPVAPSGGFFLFRPRN-NH_2 (TFA salt)

Purity: 98.84%
Clinical Data: No Development Reported
Size: 1 mg, 5 mg

Neuronostatin-13 (human)

Cat. No.: HY-P1373

Neuronostatin-13 human is a 13-amino acid peptide hormone encoded by the somatostatin gene and plays an important role in the regulation of hormonal and cardiac function.

LRQFLQKSLAAAA-NH2

Purity: 99.12%
Clinical Data: No Development Reported
Size: 1 mg, 5 mg

Neuropeptide AF (human)

(Neuropeptide AF (93-110), human)

Cat. No.: HY-P1246

Neuropeptide AF (human) is an **endogenous** antiopioid peptide.

AGEGLNSQFWSLAAPQRF-NH_2

Purity: >98%
Clinical Data: No Development Reported
Size: 500 µg, 1 mg, 5 mg

Neuropeptide EI, rat

Cat. No.: HY-P1869

Neuropeptide EI, rat displays functional melanin concentrating hormone (MCH)-antagonist and melanocyte-stimulating hormone (MSH) agonist activity in different behavioral paradigms.

EIGDEENSAKFPI-NH_2

Purity: >98%
Clinical Data: No Development Reported
Size: 1 mg, 5 mg

Neuropeptide FF

(NPFF)

Cat. No.: HY-P1248

Neuropeptide FF (NPFF), an octapeptide belonging to the RF-amide family of peptides, interacts with two distinct G-protein-coupled receptors, NPFF(1) and NPFF(2) and has wide variety of physiological functions in the brain including central cardiovascular and neuroendocrine regulation.

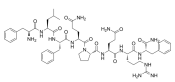

Purity: 99.83%
Clinical Data: No Development Reported
Size: 1 mg, 5 mg, 10 mg

Neuropeptide S (human)

Cat. No.: HY-P1389

Neuropeptide S human, a neuropeptide, is a potent cognate **neuropeptide S receptor (NPSR)** agonist. Neuropeptide S human can be used for Alzheimer's disease (AD) research.

SFRNGVGTGMKKTSFQRAKS

Purity: >98%
Clinical Data: No Development Reported
Size: 1 mg, 5 mg

Neuropeptide S (human) (TFA)

Cat. No.: HY-P1389A

Neuropeptide S human TFA, a neuropeptide, is a potent cognate **neuropeptide S receptor (NPSR)** agonist. Neuropeptide S human TFA can be used for Alzheimer's disease (AD) research.

SFRNGVGTGMKKTSFQRAKSH (TFA salt)

Purity: >98%
Clinical Data: No Development Reported
Size: 1 mg, 5 mg

Neuropeptide S(Mouse)

Cat. No.: HY-P1437

Neuropeptide S (Mouse) is a bioactive peptide. Neuropeptide S (Mouse), as a neurotransmitter/neuromodulator of 20 amino acids, can be used for the research of arousal, anxiety, locomotion, feeding behaviors, memory and drug addiction.

SFRNGVGSGAKKTSFRRAKQ

Purity: >98%
Clinical Data: No Development Reported
Size: 1 mg, 5 mg

Neuropeptide S(Mouse) TFA

Cat. No.: HY-P1437A

Neuropeptide S(Mouse) TFA is a potent endogenous neuropeptide S receptor (NPSR) agonist (EC_{50}=3 nM). Neuropeptide S(Mouse) TFA induces mobilization of intracellular Ca^{2+}. Neuropeptide S(Mouse) TFA increases locomotor activity and wakefulness in mice.

SFRNGVGSGAKKTSFRRAKQ (TFA salt)

Purity: >98%
Clinical Data: No Development Reported
Size: 1 mg, 5 mg

Neuropeptide S(Rat)

Cat. No.: HY-P1438

Neuropeptide S (Rat) is an endogenous ligand of a previously orphan G-protein-coupled receptor now named NPS receptor. Neuropeptide S (Rat) can be used for the research of nervous system disease.

SFRNGVGSGVKKTSFRRAKQ

Purity: >98%
Clinical Data: No Development Reported
Size: 1 mg, 5 mg

Neuropeptide S(Rat) TFA

Cat. No.: HY-P1438A

Neuropeptide S(Rat) TFA is a potent endogenous neuropeptide S receptor (NSPR) agonist (EC_{50}=3.2 nM). Neuropeptide S(Rat) TFA increases locomotor activity and wakefulness in mice. Neuropeptide S(Rat) TFA also reduces anxiety-like behavior in mice.

SFRNGVGSGVKKTSFRRAKQ (TFA salt)

Purity: >98%
Clinical Data: No Development Reported
Size: 1 mg, 5 mg

Neuropeptide SF(mouse,rat)

Cat. No.: HY-P1249

Neuropeptide SF (mouse,rat) is a potent **neuropeptide FF receptor** agonist with K_i values are 48.4 nM and 12.1 nM for NPFF1 and NPFF2, respectively.

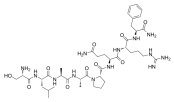

Purity: >98%
Clinical Data: No Development Reported
Size: 1 mg, 5 mg

Neuropeptide SF(mouse,rat) TFA

Cat. No.: HY-P1249A

Neuropeptide SF (mouse,rat) TFA is a potent **neuropeptide FF receptor** agonist with K_i values are 48.4 nM and 12.1 nM for NPFF1 and NPFF2, respectively.

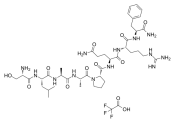

Purity: >98%
Clinical Data: No Development Reported
Size: 1 mg, 5 mg

Neuropeptide W-23(human)

(NPW-23)

Cat. No.: HY-P1035

Neuropeptide W-23(human), the active form of Neuropeptide W, is an endogenous ligand for NPBW1 and NPBW2.

WYKHVASPRYHTVGRAAGLMGL

Purity: 95.02%
Clinical Data: No Development Reported
Size: 1 mg, 5 mg

Neuropeptide Y (13-36), amide, human

(Neuropeptide Y (13-36), human)

Cat. No.: HY-P1480

Neuropeptide Y (13-36), amide, human is a selective **neuropeptide Y_2 receptor** agonist.

PAEDMARYYSALRHYINLITRQRY-NH_2

Purity: >98%
Clinical Data: No Development Reported
Size: 500 μg, 1 mg, 5 mg

Neuropeptide Y (22-36)

Cat. No.: HY-P1818

Neuropeptide Y (22-36), a 15 amino acid peptide, is a fragment of Neuropeptide Y. Neuropeptide Y (22-36) acts on Y_2 receptor and retains subnanomolar affinity for the Y_2 receptor.

SALRHYINLITRQRY-NH_2

Purity: >98%
Clinical Data: No Development Reported
Size: 1 mg, 5 mg

Neuropeptide Y (3-36) (human, rat)

Cat. No.: HY-P2543

Neuropeptide Y (3-36) (human, rat), a neuropeptide Y (NPY) metabolite formed from dipeptidyl peptidase-4 (DPP4), is a selective **Y2 receptor** agonist. Neuropeptide Y (3-36) (human, rat) is a NPY metabolite formed from dipeptidyl peptidase-4 (DPP4).

SKPDNPGEDAPAEDMARYYSALRHYINLITRQRY-NH_2

Purity: 95.06%
Clinical Data: No Development Reported
Size: 5 mg, 10 mg

Neuropeptide Y (human)

Cat. No.: HY-P0198

Neuropeptide Y (human) is involved in Alzheimer's disease (AD) and protects rat cortical neurons against β-Amyloid toxicity.

YPSKPDNPGEDAPAEDMARYYSALRHYINLITRQRY-NH_2

Purity: >98%
Clinical Data: No Development Reported
Size: 1 mg, 5 mg

Neuropeptide Y (human) (TFA)

Cat. No.: HY-P0198A

Neuropeptide Y (human) TFA is involved in Alzheimer's disease (AD) and protects rat cortical neurons against β-Amyloid toxicity.

YPSKPDNPGEDAPAEDMARYYSALRHYINLITRQRY-NH_2 (TFA salt)

Purity: >98%
Clinical Data: No Development Reported
Size: 1 mg, 5 mg

Neuropeptide Y(29-64)

Cat. No.: HY-P1601

Neuropeptide Y(29-64) is a 36 amino acid peptide, a fragment of Neuropeptide Y.

YPSKPDNPGEDAPAEDMARYYSALRHYINLITRQRY

Purity: 99.47%
Clinical Data: No Development Reported
Size: 1 mg, 5 mg

Neuropeptide Y, porcine

Cat. No.: HY-P0212

Neuropeptide Y, porcine, a peptide in porcine brain, is capable of inhibiting secretin-stimulated pancreatic secretion.

YPSKPDNPGEDAPAEDLARYYSALRHYINLITRQRY-NH_2

Purity: >98%
Clinical Data: No Development Reported
Size: 1 mg, 5 mg

Neuropeptide Y, porcine TFA

Cat. No.: HY-P0212A

Neuropeptide Y, porcine TFA, a peptide in porcine brain, is capable of inhibiting secretin-stimulated pancreatic secretion.

YPSKPDNPGEDAPAEDLARYYSALRHYINLITRQRY-NH_2 (TFA salt)

Purity: >98%
Clinical Data: No Development Reported
Size: 1 mg, 5 mg

Neurotensin

Cat. No.: HY-P0234

Neurotensin, a gut tridecapeptide, acts as a potent cellular mitogen for various colorectal and pancreatic cancers which possess high-affinity **neurotensin receptors** (**NTR**).

Pyr-LYENKPRRPYIL

Purity: 97.40%
Clinical Data: No Development Reported
Size: 1 mg, 5 mg, 10 mg, 25 mg

Neurotensin(8-13)

Cat. No.: HY-P0251

Neurotensin (8-13) is an active fragment of Neurotensin. Neurotensin(8-13) results in a decrease in cell-surface NT1 receptors (NTR1) density.

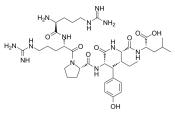

Purity: ≥98.0%
Clinical Data: No Development Reported
Size: 1 mg, 5 mg, 10 mg, 25 mg

NFAT Inhibitor

(VIVIT peptide)

Cat. No.: HY-P1026

NFAT Inhibitor (VIVIT peptide) is a cell-permeable peptide inhibitor of **nuclear factor of activated Tcells (NFAT)** that selectively inhibits calcineurin-mediated dephosphorylation of **NFAT**.

MAGPHPVIVITGPHEE

Purity: 98.89%
Clinical Data: No Development Reported
Size: 1 mg, 5 mg, 10 mg, 25 mg

NGR peptide Trifluoroacetate

Cat. No.: HY-P1043A

NGR peptide Trifluoroacetate containing the asparagine-glycine-arginine (NGR) motif is recognized by **CD13/aminopeptidase N** (**APN**) **receptor** isoforms that are selectively overexpressed in tumor neovasculature.

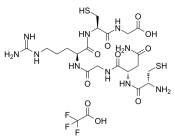

Purity: ≥98.0%
Clinical Data: No Development Reported
Size: 10 mM × 1 mL, 1 mg, 5 mg

NH2-KLGADTDGEQDQHMTYGGQ-COOH

Cat. No.: HY-P0182

NH2-QGGYTMHQDQEGDTDAGLK-COOH is a synthetic peptide chain with an amine group attached to lysine and an carboxyl group attached to glutamine.

NH2-KLGADTDGEQDQHMTYGGQ-COOH

Purity: 98.52%
Clinical Data: No Development Reported
Size: 1 mg, 5 mg, 10 mg, 50 mg

Nisin

Cat. No.: HY-P1607

Nisin is a bacteriocin produced by a group of Gram-positive bacteria that belongs to Lactococcus and Streptococcus species.

I-(Abu)-[D-Cys]-VALC-[D-Abu]-PGGK-[D-Abu]-GALMGCNMK-[D-Abu]-A-[D-Abu]-CHCSIHVAK(Disulfide bridge: Cys3-Cys7, Abu8-Cys11,Abu13-Cys19,Abu23-Cys28,Abu25-Cys28)

Purity: >98%
Clinical Data: No Development Reported
Size: 100 mg, 500 mg, 1 g, 5 g

NLS (PKKKRKV)

Cat. No.: HY-P1876

NLS (PKKKRKV) is a nuclear localization signal (NLS) derived from the simian virus 40 large tumor antigen (SV40 large T antigen). NLS (PKKKRKV) can function as a method to enhance nuclear entry in the field of gene transfer research.

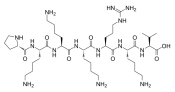

Purity: >98%
Clinical Data: No Development Reported
Size: 1 mg, 5 mg, 10 mg

NLS (PKKKRKV) (hydrochloride)

Cat. No.: HY-P1876B

NLS (PKKKRKV) hydrochloride is a nuclear localization signal (NLS) derived from the simian virus 40 large tumor antigen (SV40 large T antigen). NLS (PKKKRKV) can function as a method to enhance nuclear entry in the field of gene transfer research.

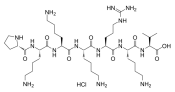

Purity: 98.01%
Clinical Data: No Development Reported
Size: 5 mg, 10 mg

NLS (PKKKRKV) (TFA)

Cat. No.: HY-P1876A

NLS (PKKKRKV) TFA is a nuclear localization signal (NLS) derived from the simian virus 40 large tumor antigen (SV40 large T antigen). NLS (PKKKRKV) TFA can function as a method to enhance nuclear entry in the field of gene transfer research.

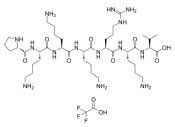

Purity: >98%
Clinical Data: No Development Reported
Size: 1 mg, 5 mg

NLS-StAx-h

Cat. No.: HY-P2272

NLS-StAx-h is a selective, stapled peptide inhibitor of **Wnt** signaling with an IC_{50} of 1.4 μM. NLS-StAx-h efficiently inhibits β-catenin-transcription factor interactions. NLS-StAx-h inhibits proliferation and migration of colorectal cancer cells.

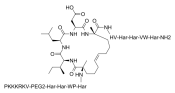

Purity: >98%
Clinical Data: No Development Reported
Size: 100 μg

NMNNAGDKWSAFLKEQSTLAQMYPLQEIQNLTVKLQLQALQQ

Cat. No.: HY-P3142

NMNNAGDKWSAFLKEQSTLAQMYPLQEIQNLTVKLQLQALQQ

is an angiotensin-converting enzyme 2 (ACE2) related peptide that can be used as a tool for understanding ACE2 functions.

NMNNAGDKWSAFLKEQSTLAQMYPLQEIQNLTVKLQLQALQQ

Purity: 96.51%
Clinical Data: No Development Reported
Size: 5 mg, 10 mg

Nociceptin

(Orphanin FQ)

Cat. No.: HY-P0183

Nociceptin, a heptadecapeptide, is the endogenous ligand of the nociceptin receptor, acting as a potent anti-analgesic.

FGGFTGARKSARKLANQ

Purity: 99.83%
Clinical Data: No Development Reported
Size: 1 mg, 5 mg, 10 mg, 25 mg

Nociceptin (1-13), amide

Cat. No.: HY-P1317

Nociceptin (1-13), amide is a potent **ORL1 receptor (opioid receptor-like 1 receptor, OP4)** agonist with a pEC_{50} of 7.9 for mouse vas deferens and a K_i of 0.75 nM for binding to rat forebrain membranes.

FGGFTGARKSARK-NH_2

Purity: >98%
Clinical Data: No Development Reported
Size: 1 mg, 5 mg

Nociceptin (1-13), amide TFA

Cat. No.: HY-P1317A

Nociceptin (1-13), amide TFA is a potent **ORL1 receptor (opioid receptor-like 1 receptor, OP4)** agonist with a pEC_{50} of 7.9 for mouse vas deferens and a K_i of 0.75 nM for binding to rat forebrain membranes.

FGGFTGARKSARK-NH_2 (TFA salt)

Purity: 99.95%
Clinical Data: No Development Reported
Size: 5 mg, 10 mg

Nociceptin(1-7)

Cat. No.: HY-P1319

Nociceptin (1-7) is the N-terminal bioactive fragment of nociceptin (HY-P0183). Nociceptin (1-7) is a potent **ORL_1 (NOP)** receptor agonist with antinociceptive activity. Nociceptin (1-7) combines with nociceptin reduces hyperalgesia in vivo.

FGGFTGA

Purity: >98%
Clinical Data: No Development Reported
Size: 1 mg, 5 mg

Nociceptin(1-7) TFA

Cat. No.: HY-P1319A

Nociceptin (1-7) TFA is the N-terminal bioactive fragment of nociceptin (HY-P0183). Nociceptin (1-7) TFA is a potent **ORL_1 (NOP)** receptor agonist with antinociceptive activity. Nociceptin (1-7) TFA combines with nociceptin reduces hyperalgesia in vivo.

FGGFTGA (TFA salt)

Purity: >98%
Clinical Data: No Development Reported
Size: 1 mg, 5 mg

NocII

Cat. No.: HY-P0194

NocII is an orphan neuropeptide which stimulates locomotion in mice.

FSEFMRQYLVLSMQSSQ

Purity: >98%
Clinical Data: No Development Reported
Size: 1 mg, 5 mg

NocII TFA

Cat. No.: HY-P0194A

NocII TFA is an orphan neuropeptide which stimulates locomotion in mice.

FSEFMRQYLVLSMQSSQ (TFA salt)

Purity: >98%
Clinical Data: No Development Reported
Size: 1 mg, 5 mg

Nocistatin(human)

Cat. No.: HY-P1020

Nocistatin (human) blocks nociceptin-induced allodynia and hyperalgesia, and attenuates pain evoked by prostaglandin E_2.

MPRVRSLFQEQEEPEPGMEEAGEMEQKQLQ

Purity: >98%
Clinical Data: No Development Reported
Size: 1 mg, 5 mg

Nocistatin(human) TFA

Cat. No.: HY-P1020A

Nocistatin (human) TFA blocks nociceptin-induced allodynia and hyperalgesia, and attenuates pain evoked by prostaglandin E_2.

MPRVRSLFQEQEEPEPGMEEAGEMEQKQLQ (TFA salt)

Purity: >98%
Clinical Data: No Development Reported
Size: 1 mg, 5 mg

Nonapeptide-1 acetate salt

(Melanostatine-5 acetate salt)

Cat. No.: HY-P0097A

Nonapeptide-1 acetate salt, a peptide hormone, is a potent α-Melanocyte-stimulating hormone **(α-MSH)** antagonist, with an **IC_{50}** of 11 nM. Reduces synthesis of melanin and helps decrease skin pigmentation to a substantial degree.

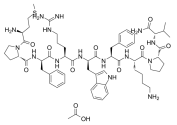

Purity: 99.76%
Clinical Data: No Development Reported
Size: 10 mM × 1 mL, 1 mg, 5 mg, 10 mg

Norleual

Cat. No.: HY-P1415

Norleual, an angiotensin (Ang) IV analog, is a **hepatocyte growth factor (HGF)/c-Met** inhibitor with an **IC_{50}** of 3 pM. Norleual is an **AT4 receptor** antagonist and exhibits potent antiangiogenic activities.

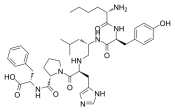

Purity: >98%
Clinical Data: No Development Reported
Size: 1 mg, 5 mg

Novokinin

Cat. No.: HY-P0080

Novokinin is a peptide agonist of the **angiotensin AT2 receptor**.

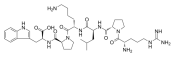

Purity: >98%
Clinical Data: No Development Reported
Size: 1 mg, 5 mg

Novokinin TFA

Cat. No.: HY-P0080A

Novokinin TFA is a peptide agonist of the **angiotensin AT2 receptor**.

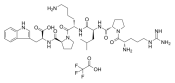

Purity: >98%
Clinical Data: No Development Reported
Size: 1 mg, 5 mg

NoxA1ds

Cat. No.: HY-P1435

NoxA1ds is a highly efficacious and selective **Nox1** (NADPH oxidase isoform 1) inhibitor. NoxA1ds establishes a critical interaction site for Nox1-NOXA1 binding required for enzyme activation. NoxA1ds can be used for the research of hypertension, atherosclerosis and neoplasia.

EPVDALGKAKV-NH_2

Purity: >98%
Clinical Data: No Development Reported
Size: 5 mg, 10 mg, 25 mg, 50 mg, 100 mg

NoxA1ds TFA

Cat. No.: HY-P1435A

NoxA1ds TFA is a potent and selective NADPH oxidase 1 (NOX1) inhibitor (IC_{50}=20 nM). NoxA1ds TFA exhibits selectivity for NOX1 over NOX2, NOX4, NOX5 and xanthine oxidase. NoxA1ds TFA inhibits NOX1-derived O2- production in HT-29 human colon cancer cells.

EPVDALGKAKV-NH_2 (TFA salt)

Purity: >98%
Clinical Data: No Development Reported
Size: 1 mg, 5 mg

NP213 TFA

Cat. No.: HY-126810A

NP213 TFA is a rapidly acting, novel, first-in-class synthetic **antimicrobial peptide (AMP)**, has **anti-fungal** activities. NP213 TFA targets the fungal cytoplasmic membrane and plays it role via membrane perturbation and disruption.

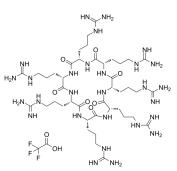

Purity: 96.22%
Clinical Data: No Development Reported
Size: 10 mM × 1 mL, 5 mg, 10 mg, 25 mg

NS2 (114-121), Influenza

Cat. No.: HY-P2521

NS2 (114-121), Influenza, the 114-121 fragment of influenza nonstructural protein 2 (NS2), is a influenza-derived epitope. NS2 (114-121), Influenza can be used for the research of $CD8^+$ cytotoxic T lymphocyte (CTL) in antiviral immune responses.

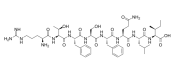

Purity: >98%
Clinical Data: No Development Reported
Size: 1 mg, 5 mg

NT 13

(TPPT)

Cat. No.: HY-P7060

NT 13 (TPPT) is a tetrapeptide having the amino acid sequence L-threonyl-L-prolyl-L-prolyl-L-threonine amide. NT 13 is a partial N-methyl-D-aspartate receptor (**NMDAR**) agonist used in the study of depression, anxiety, and other related diseases.

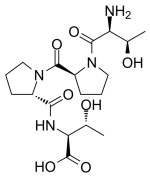

Purity: >98%
Clinical Data: No Development Reported
Size: 1 mg, 5 mg

NTR 368

Cat. No.: HY-P1176

NTR 368 is a peptide derived from p75 neurotrophin receptor (p75NTR) corresponding to residues 368-381 of the human receptor. NTR 368 has helix forming propensity in the presence of micellar lipid. NTR 368 is a potent inducer of neural **apoptosis**.

Ac-ATLDALLAALRRIQ-NH_2

Purity: >98%
Clinical Data: No Development Reported
Size: 1 mg, 5 mg

NTR 368 TFA

Cat. No.: HY-P1176A

NTR 368 TFA is a peptide derived from p75 neurotrophin receptor (p75NTR) corresponding to residues 368-381 of the human receptor. NTR 368 TFA has helix forming propensity in the presence of micellar lipid. NTR 368 TFA is a potent inducer of neural **apoptosis**.

Ac-ATLDALLAALRRIQ-NH_2 (TFA salt)

Purity: >98%
Clinical Data: No Development Reported
Size: 1 mg, 5 mg

Nuclear pore complex protein Nup98 (315-360)

Cat. No.: HY-P1730

Nuclear pore complex protein Nup98 (315-360) is the 315-360 fragment part of the nuclear pore complex (NPC) protein.

Ac-MGLFGVTQASGPGGLFGTATNTSTGTAFGTGTGLFGGTNTGFGAV

Purity: >98%
Clinical Data: No Development Reported
Size: 1 mg

Nucleoprotein (118-126)

(NP(118-126))

Cat. No.: HY-P1584

Nucleoprotein (118-126) is a 9-aa peptide, a fragment of Nucleoprotein.

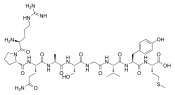

Purity: >98%
Clinical Data: No Development Reported
Size: 1 mg, 5 mg, 10 mg

Nucleoprotein (396-404)

(NP 396)

Cat. No.: HY-P1571

Nucleoprotein (396-404) is the 396 to 404 fragment of lymphocytic choriomeningitis virus (LCMV). Nucleoprotein (396-404) is the H-2D(b)-restricted immunodominant epitope and can be used as a molecular model of viral antigen .

FQPQNGQFI

Purity: >98%
Clinical Data: No Development Reported
Size: 1 mg, 5 mg, 10 mg

Nucleoprotein (396-404) (TFA)

(NP 396 TFA)

Cat. No.: HY-P1571A

Nucleoprotein (396-404) TFA is the 396 to 404 fragment of lymphocytic choriomeningitis virus (LCMV). Nucleoprotein (396-404) TFA is the H-2D(b)-restricted immunodominant epitope and can be used as a molecular model of viral antigen .

FQPQNGQFI (TFA salt)

Purity: 98.87%
Clinical Data: No Development Reported
Size: 10 mM × 1 mL, 1 mg, 5 mg, 10 mg

NY-BR-1 p904 (A2)

Cat. No.: HY-P1914

NY-BR-1 p904 (A2) is an HLA-A2-restricted NY-BR-1 epitope. T-cell clone specific for NY-BR-1 p904 can recognize breast tumor cells expressing NY-BR-1.

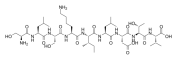

Purity: >98%
Clinical Data: No Development Reported
Size: 1 mg, 5 mg

NY-ESO-1 (87-111)

Cat. No.: HY-P2507

NY-ESO-1 (87-111) is a pan-MHC class II-restricted peptide sequence. NY-ESO-1 (87-111) binds to multiple HLA-DR and HLA-DP4 molecules, and stimulates Th1-type and Th-2/Th0-type $CD4^+$ T cells when presented in the context of HLA-DR and HLA-DP4 molecules.

LLEFYLAMPFATPMEAELARRSLAQ

Purity: >98%
Clinical Data: No Development Reported
Size: 1 mg, 5 mg

Obestatin(human)

Cat. No.: HY-P1421

Obestatin(human) is a 23-amino acid amidated peptide that regulates appetite and gastrointestinal motility via its interaction with GPR39. Obestatin(human) can be used for weight loss. Obestatin(human) cannot penetrate the cell membrane.

FNAPFDVGIKLSGVQYQQHSQAL-NH_2

Purity: >98%
Clinical Data: No Development Reported
Size: 1 mg, 5 mg

Obestatin(human) TFA

Cat. No.: HY-P1421A

Obestatin(human) TFA is an endogenous peptide derived from the same prepropeptide as ghrelin. Obestatin(human) suppresses food intake and reduce body weight-gain in rats.

FNAPFDVGIKLSGVQYQQHSQAL-NH_2 (TFA salt)

Purity: >98%
Clinical Data: No Development Reported
Size: 1 mg, 5 mg

Obestatin(rat)

Cat. No.: HY-P1306

Obestatin(rat), encoded by the Ghrelin gene, is a cpeptide, comprised of 23 amino acids. Obestatin(rat) suppresses food intake, inhibits jejunal contraction, and decreases body-weight gain.

FNAPFDVGIKLSGAQYQQHGRAL-NH_2

Purity: >98%
Clinical Data: No Development Reported
Size: 1 mg, 5 mg

Obestatin(rat) TFA

Cat. No.: HY-P1306A

Obestatin(rat) TFA, encoded by the Ghrelin gene, is a cpeptide, comprised of 23 amino acids. Obestatin(rat) TFA suppresses food intake, inhibits jejunal contraction, and decreases body-weight gain.

FNAPFDVGIKLSGAQYQQHGRAL-NH_2 (TFA salt)

Purity: >98%
Clinical Data: No Development Reported
Size: 1 mg, 5 mg

Octreotide

(SMS 201-995)

Cat. No.: HY-P0036

Octreotide is a somatostatin analog that binds to the **somatostatin receptor**, mainly subtypes 2, 3, and 5, increases Gi activity, and reduces intracellular cAMP production.

FCFWKTCT(Disulfide bridge: Cys2-Cys7)

Purity: 98.84%
Clinical Data: Launched
Size: 1 mg, 5 mg, 10 mg, 25 mg

Octreotide acetate

(SMS 201-995 acetate)

Cat. No.: HY-17365

Octreotide acetate, a long-acting synthetic analog of native somatostatin, inhibits **growth hormone**, **glucagon**, and **insulin** more potently.

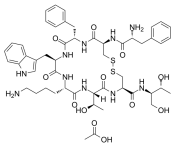

Purity: 99.83%
Clinical Data: Launched
Size: 10 mM × 1 mL, 10 mg, 50 mg

Oglufanide

(H-Glu-Trp-OH; L-Glutamyl-L-tryptophan)

Cat. No.: HY-13718

Oglufanide (H-Glu-Trp-OH) is a dipeptide immunomodulator isolated from calf thymus. Oglufanide inhibits **vascular endothelial growth factor (VEGF)**. Oglufanide can stimulate the immune response to **hepatitic C virus (HCV)** and intracellular bacterial infections.

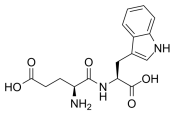

Purity: 99.27%
Clinical Data: Phase 2
Size: 10 mM × 1 mL, 5 mg, 10 mg, 50 mg, 100 mg

OM99-2

Cat. No.: HY-P2713

OM99-2, an eight residue peptidomimetic, tight-binding inhibitor of human brain memapsin 2 with a K_i value of 9.58 nM. OM99-2 is significantly advanced the development of BACE1 inhibitor, has the potential for the research of the Alzheimer's disease.

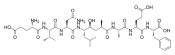

Purity: >98%
Clinical Data: No Development Reported
Size: 1 mg, 5 mg

OM99-2 TFA

Cat. No.: HY-P2713A

OM99-2 TFA, an eight residue peptidomimetic, tight-binding inhibitor of human brain memapsin 2 with a K_i value of 9.58 nM. OM99-2 TFA is significantly advanced the development of BACE1 inhibitor, has the potential for the research of the Alzheimer's disease.

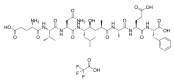

Purity: >98%
Clinical Data: No Development Reported
Size: 1 mg, 5 mg

Omiganan

Cat. No.: HY-105048

Omiganan is a cationic antimicrobial peptide. Omiganan as an analogue of indolicidin shows activity against gram-positive and gram-negative bacteria but also Candida spp. isolates. Omiganan can be used for the research of alcohol nose and acne.

ILRWPWWPWRRK-NH_2

Purity: >98%
Clinical Data: No Development Reported
Size: 1 mg, 5 mg

Omiganan-FITC

Cat. No.: HY-P2292

Omiganan-FITC is a peptide-FITC complex composed of Omiganan and a FITC. Omiganan is a bactericidal and fungicidal cationic peptide being developed as a topical gel for prevention of catheter-associated infections.

ILRWPWWPWRRK-NH_2-FITC

Purity: >98%
Clinical Data: No Development Reported
Size: 1 mg, 5 mg

Omiganan-FITC TFA

Cat. No.: HY-P2292A

Omiganan-FITC TFA is a peptide-FITC complex composed of Omiganan and a FITC. Omiganan is a bactericidal and fungicidal cationic peptide being developed as a topical gel for prevention of catheter-associated infections.

ILRWPWWPWRRK-NH_2-FITC (TFA salt)

Purity: >98%
Clinical Data: No Development Reported
Size: 1 mg, 5 mg

Orexin A (human, rat, mouse)

Cat. No.: HY-106224

Orexin A human, rat, mouse, a 33 amino acid excitatory neuropeptide, orchestrates diverse central and peripheral processes. Orexin A human, rat, mouse is a specific, high-affinity agonist for G-protein-coupled receptor **OX1R**.

Purity: 99.15%
Clinical Data: No Development Reported
Size: 1 mg, 5 mg

Orexin A (human, rat, mouse) (TFA)

Cat. No.: HY-106224A

Orexin A human, rat, mouse TFA, a 33 amino acid excitatory neuropeptide, orchestrates diverse central and peripheral processes. Orexin A human, rat, mouse TFA is a specific, high-affinity agonist for G-protein-coupled receptor **OX1R**.

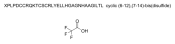

Purity: 99.15%
Clinical Data: No Development Reported
Size: 10 mM × 1 mL, 1 mg, 5 mg

Orexin B, human

(Human orexin B)

Cat. No.: HY-P1339

Orexin B, human is an endogenous agonist at **Orexin** receptor with K_is of 420 and 36 nM for OX1 and OX2, respectively.

RSGPPGLQGRLQRLLQASGNHAAGILTM-NH_2

Purity: >98%
Clinical Data: No Development Reported
Size: 1 mg, 5 mg

Orexin B, human TFA

(Human orexin B TFA)

Cat. No.: HY-P1339A

Orexin B, human (TFA) is an endogenous agonist at **Orexin** receptor with K_is of 420 and 36 nM for OX1 and OX2, respectively.

RSGPPGLQGRLQRLLQASGNHAAGILTM-NH_2 (TFA salt)

Purity: 98.15%
Clinical Data: No Development Reported
Size: 500 μg, 1 mg, 5 mg

Orexin B, rat, mouse

(Rat orexin B; Orexin B (mouse))

Cat. No.: HY-P1349

Orexin B, rat, mouse is an endogenous agonist at **Orexin** receptor with K_is of 420 and 36 nM for OX1 and OX2, respectively.

RPGPPGLQGRLQRLLQANGNHAAGILTM-NH_2

Purity: >98%
Clinical Data: No Development Reported
Size: 500 μg, 1 mg, 5 mg

Ornipressin

(POR-8)

Cat. No.: HY-P0083

Ornipressin is a potent vasoconstrictor, hemostatic and renal agent.

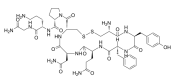

Purity: 98.38%
Clinical Data: Launched
Size: 10 mM × 1 mL, 2 mg, 5 mg, 10 mg, 50 mg

Orphan GPCR SP9155 agonist P550 (mouse, rat)

(26RFa (mouse, rat))

Cat. No.: HY-P2472

Orphan GPCR SP9155 agonist P550 (mouse, rat) (26RFa (mouse, rat)), a member of the RFamide peptide family with orexigenic effect, is the cognate ligand of the mouse orphan receptor GPR103, also designated SP9155 or AQ27.

ASGPLGTLAEELSSYSRRKGGFSFRF-NH_2

Purity: >98%
Clinical Data: No Development Reported
Size: 1 mg, 5 mg

Orphanin FQ(1-11)

Cat. No.: HY-P1302

Orphanin FQ(1-11), a orphanin FQ or nociceptin (OFQ/N) fragment, is a potent **NOP receptor (ORL-1; OP4)** agonist, with a K_i of 55 nM. Orphanin FQ(1-11) has no affinity for μ, δ, κ1 and κ3 receptors (K_i>1000 nM). Orphanin FQ(1-11) is analgesic in CD-1 mice.

FGGFTGARKSA

Purity: >98%
Clinical Data: No Development Reported
Size: 1 mg, 5 mg

Orphanin FQ(1-11) TFA

Cat. No.: HY-P1302A

Orphanin FQ(1-11) TFA, a orphanin FQ or nociceptin (OFQ/N) fragment, is a potent **NOP receptor (ORL-1; OP4)** agonist, with a K_i of 55 nM. Orphanin FQ(1-11) TFA has no affinity for μ, δ, κ1 and κ3 receptors (K_i>1000 nM). Orphanin FQ(1-11) TFA is analgesic in CD-1 mice.

FGGFTGARKSA (TFA salt)

Purity: >98%
Clinical Data: No Development Reported
Size: 1 mg, 5 mg

Osteogenic Growth Peptide (10-14)

(OGP(10-14); Historphin)

Cat. No.: HY-107024

Osteogenic Growth Peptide (10-14) (OGP(10-14)), the C-terminal truncated pentapeptide of osteogenic growth peptide (OGP), retains the full OGP-like activity.

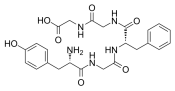

Purity: >98%
Clinical Data: No Development Reported
Size: 1 mg, 5 mg, 10 mg

Osteogenic Growth Peptide, OGP

Cat. No.: HY-P1563

Osteogenic Growth Peptide, OGP is a short, naturally occurring 14-mer growth factor peptide found in serum at μM concentrations.

ALKRQGRTLYGFGG

Purity: 98.35%
Clinical Data: No Development Reported
Size: 1 mg, 5 mg, 10 mg

OV-1, sheep

Cat. No.: HY-P1872

OV-1, sheep is an alpha-helical antimicrobial ovispirin peptide derived from SMAP29 peptide (sheep), which inhibits several antibiotic-resistant bacterial strains including mucoid and nonmucoid Pseudomonas aeruginosa.

KNLRRIIRKIIHIIKKYG

Purity: >98%
Clinical Data: No Development Reported
Size: 1 mg, 5 mg

OVA (241-270)

Cat. No.: HY-P2495

OVA (241-270), a non-specific cytotoxic T lymphocyte (CTL) peptide, is a fragmented peptide of OVA (ovalbumin) antigen.

SMLVLLPDEVSGLEQLESIINFEKLTEWTS

Purity: >98%
Clinical Data: No Development Reported
Size: 1 mg, 5 mg

OVA (241-270) (TFA)

Cat. No.: HY-P2495A

OVA (241-270) TFA, a non-specific cytotoxic T lymphocyte (CTL) peptide, is a fragmented peptide of OVA (ovalbumin) antigen.

SMLVLLPDEVSGLEQLESIINFEKLTEWTS (TFA salt)

Purity: 99.45%
Clinical Data: No Development Reported
Size: 5 mg, 10 mg

OVA (329-337)

Cat. No.: HY-P2531

OVA (329-337) is a 9-aa core epitope (329–337) located in the C-terminal end of the OVA peptide.

AAHAEINEA

Purity: >98%
Clinical Data: No Development Reported
Size: 1 mg, 5 mg

OVA (55-62)

Cat. No.: HY-P2494

OVA 55-62 is a fragmented peptide of OVA (ovalbumin) antigen and can bind to the mouse MHC class I molecule, H2-Kb.

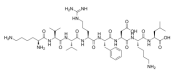

Purity: >98%
Clinical Data: No Development Reported
Size: 1 mg, 5 mg

OVA G4 peptide

Cat. No.: HY-P1771

OVA G4 peptide is a variant of the agonist ovalbumin (OVA) peptide SIINFEKL (257-264). SIINFEKL is routinely used to stimulate ovalbumin-specific T cells and to test new vaccine adjuvants can form a stable hydrogel.

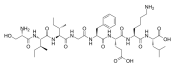

Purity: >98%
Clinical Data: No Development Reported
Size: 1 mg, 5 mg

OVA G4 peptide TFA

Cat. No.: HY-P1771A

OVA G4 peptide TFA is a variant of the agonist ovalbumin (OVA) peptide SIINFEKL (257-264). SIINFEKL is routinely used to stimulate ovalbumin-specific T cells and to test new vaccine adjuvants can form a stable hydrogel.

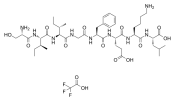

Purity: 99.65%
Clinical Data: No Development Reported
Size: 1 mg, 5 mg, 10 mg

OVA Peptide 323-339

Cat. No.: HY-P0286

OVA Peptide (323-339) represents a T and B cell epitope of Ovalbumin (Ova), which is important in the generation and development of immediate hypersensitivity responses in BALB/c mice.

ISQAVHAAHAEINEAGR

Purity: >98%
Clinical Data: No Development Reported
Size: 1 mg, 5 mg, 10 mg

OVA Peptide(257-264)

Cat. No.: HY-P1489

OVA Peptide(257-264) is a class I (Kb)-restricted peptide epitope of OVA, an octameric peptide from ovalbumin presented by the class I MHC molecule, H-2Kb.

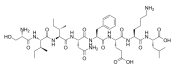

Purity: >98%
Clinical Data: No Development Reported
Size: 1 mg, 5 mg

OVA Peptide(257-264) acetate salt

Cat. No.: HY-P1489B

OVA Peptide(257-264) acetate salt is a class I (Kb)-restricted peptide epitope of OVA, an octameric peptide from ovalbumin presented by the class I MHC molecule H-2Kb.

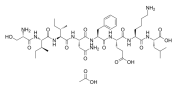

Purity: >98%
Clinical Data: No Development Reported
Size: 1 mg, 5 mg

OVA Peptide(257-264) TFA

Cat. No.: HY-P1489A

OVA Peptide(257-264) TFA is a class I (Kb)-restricted peptide epitope of OVA, an octameric peptide from ovalbumin presented by the class I MHC molecule, H-2Kb.

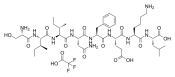

Purity: 99.91%
Clinical Data: No Development Reported
Size: 1 mg, 5 mg, 10 mg

OVA sequence (323-336)

Cat. No.: HY-P1870

OVA sequence (323-336) is a cognate helper T-lymphocyte peptide that is employed to enhance CTL epitope immunogenicity.

ISQAVHAAHAEINE

Purity: >98%
Clinical Data: No Development Reported
Size: 1 mg, 5 mg

OVA-E1 peptide

Cat. No.: HY-P2319

OVA-E1 peptide, is an antagonist variant of SIINFEKL [OVA (257-264). OVA-E1 peptide, activates the p38 and JNK cascades similarly in mutant and wild-type thymocytes.

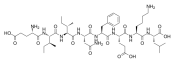

Purity: >98%
Clinical Data: No Development Reported
Size: 1 mg, 5 mg

OVA-E1 peptide TFA

Cat. No.: HY-P2319A

OVA-E1 peptide TFA, is an antagonist variant of SIINFEKL [OVA (257-264). OVA-E1 peptide, activates the p38 and JNK cascades similarly in mutant and wild-type thymocytes.

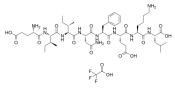

Purity: >98%
Clinical Data: No Development Reported
Size: 1 mg, 5 mg

OXA(17-33)

Cat. No.: HY-P1341

OXA(17-33) is a potent and selective **orexin-1 receptor (OX1)** agonist. OXA(17-33) shows a 23-fold selectivity for the OX1 (**EC_{50}**=8.29 nM) over OX2 (187 nM).

YELLHGAGNHAAGILTL-NH_2

Purity: >98%
Clinical Data: No Development Reported
Size: 1 mg, 5 mg

OXA(17-33) TFA

Cat. No.: HY-P1341A

OXA(17-33) TFA is a potent and selective **orexin-1 receptor (OX1)** agonist. OXA(17-33) TFA shows a 23-fold selectivity for the OX1 (**EC_{50}**=8.29 nM) over OX2 (187 nM).

YELLHGAGNHAAGILTL-NH_2 (TFA salt)

Purity: >98%
Clinical Data: No Development Reported
Size: 1 mg, 5 mg

Oxyntomodulin

Cat. No.: HY-P1144

Oxyntomodulin, a 37-amino acid peptide hormone, is a glucagon-like peptide 1 (GLP-1) receptor agonist.

HSQGTFTSDYSKYLDSRRAQDFVQWLMNTKRNKNNIA

Purity: >98%
Clinical Data: No Development Reported
Size: 1 mg, 5 mg

Oxyntomodulin TFA

Cat. No.: HY-P1144A

Oxyntomodulin TFA, a 37-amino acid peptide hormone, is a glucagon-like peptide 1 (GLP-1) receptor agonist.

HSQGTFTSDYSKYLDSRRAQDFVQWLMNTKRNKNNIA (TFA salt)

Purity: >98%
Clinical Data: No Development Reported
Size: 1 mg, 5 mg

Oxytocin

(α-Hypophamine; Oxytocic hormone) **Cat. No.:** HY-17571

Oxytocin (α-Hypophamine; Oxytocic hormone) is a pleiotropic, **hypothalamic peptide** known for facilitating parturition, lactation, and prosocial behaviors.

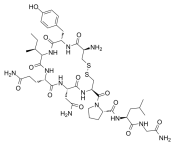

Purity: 99.79%
Clinical Data: Launched
Size: 10 mM × 1 mL, 2 mg

Oxytocin acetate

(α-Hypophamine acetate; Oxytocic hormone acetate) **Cat. No.:** HY-17571A

Oxytocin acetate is a pleiotropic, **hypothalamic peptide** known for facilitating parturition, lactation, and prosocial behaviors.

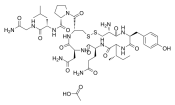

Purity: ≥99.0%
Clinical Data: Launched
Size: 10 mM × 1 mL, 5 mg, 10 mg, 50 mg, 100 mg, 200 mg

Oxytocin antiparallel dimer

Cat. No.: HY-P3222

Oxytocin antiparallel dimer is the disulfide-bridged homo peptide dimer.

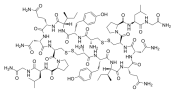

Purity: >98%
Clinical Data: No Development Reported
Size: 1 mg, 5 mg

Oxytocin free acid

(9-Deamidooxytocin) **Cat. No.:** HY-P3216

Oxytocin free acid (9-Deamidooxytocin) is an analog of oxytocin in which the glycinamide residue at position 9 in oxytocin has been replaced by a glycine residue.

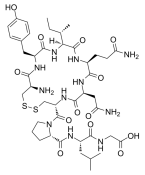

Purity: >98%
Clinical Data: No Development Reported
Size: 1 mg, 5 mg

Oxytocin parallel dimer

Cat. No.: HY-P3215

Oxytocin parallel dimer is the disulfide-bridged homo peptide dimer.

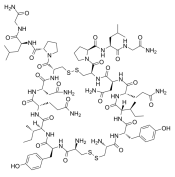

Purity: >98%
Clinical Data: No Development Reported
Size: 1 mg, 5 mg

p2Ca

Cat. No.: HY-P0260

p2Ca, an 8-mer peptide, is a ligand that is naturally processed and presented to the Ld-alloreactive T cell clone, 2C.

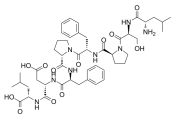

Purity: >98%
Clinical Data: No Development Reported
Size: 1 mg, 5 mg

p5 Ligand for Dnak and DnaJ

Cat. No.: HY-P1887

p5 Ligand for Dnak and DnaJ is a nonapeptide, which corresponds to the main binding site for the 23-residue part of the presequence of mitochondrial aspartate aminotransferase. p5 Ligand for Dnak and DnaJ is a high-affinity ligand for DnaK and DnaJ.

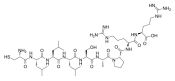

Purity: >98%
Clinical Data: No Development Reported
Size: 1 mg, 5 mg

p53 (17-26)

Cat. No.: HY-P1755

p53 (17-26) is amino acids 17 to 26 fragment of p53. p53 (17-26) is mdm-2-binding domain.

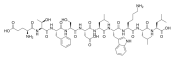

Purity: >98%
Clinical Data: No Development Reported
Size: 1 mg, 5 mg

PA (224-233), Influenza

Cat. No.: HY-P1580

PA (224-233), Influenza is a 10-aa peptide, a fragment of polymerase 2 protein in influenza A virus.

SSLENFRAYV

Purity: >98%
Clinical Data: No Development Reported
Size: 1 mg, 5 mg, 10 mg

PACAP (1-27), human, ovine, rat

(PACAP 1-27) **Cat. No.:** HY-P0176

PACAP (1-27), human, ovine, rat (PACAP 1-27) is the N-terminal fragment of PACAP-38, and is a potent **PACAP** receptor antagonist with **IC_{50}**s of 3 nM, 2 nM and 5 nM for rat **PAC1**, rat **VPAC1** and human **VPAC2**, respectively.

HSDGIFTDSYSRYRKQMAVKKYLAAVL-NH_2

Purity: >98%
Clinical Data: No Development Reported
Size: 1 mg, 5 mg

PACAP (1-27), human, ovine, rat TFA

(PACAP 1-27 TFA) **Cat. No.:** HY-P0176A

PACAP (1-27), human, ovine, rat TFA (PACAP 1-27 TFA) is the N-terminal fragment of PACAP-38, and is a potent **PACAP** receptor antagonist with **IC_{50}**s of 3 nM, 2 nM and 5 nM for rat **PAC1**, rat **VPAC1** and human **VPAC2**, respectively.

HSDGIFTDSYSRYRKQMAVKKYLAAVL-NH_2 (TFA salt)

Purity: 96.04%
Clinical Data: No Development Reported
Size: 500 µg, 1 mg, 5 mg

PACAP (1-38), human, ovine, rat

(Pituitary Adenylate Cyclase Activating Polypeptide 38) **Cat. No.:** HY-P0221

PACAP (1-38), human, ovine, rat is a neuropeptide with 38 amino acid residues. PACAP (1-38) binds to **PACAP type I receptor**, **PACAP type II receptor VIP$_1$**, and **PACAP type II receptor VIP$_2$** with **IC_{50}**s of 4 nM, 2 nM, and 1 nM, respectively.

HSDGIFTDSYSRYRKQMAVKKYLAAVLGKRYKQRVKNK

Purity: 96.07%
Clinical Data: No Development Reported
Size: 500 µg, 1 mg, 5 mg

PACAP (1-38), human, ovine, rat TFA (Pituitary Adenylate Cyclase Activating Polypeptide 38 TFA)

Cat. No.: HY-P0221A

PACAP (1-38), human, ovine, rat TFA is a neuropeptide with 38 amino acid residues. PACAP (1-38) binds to **PACAP type I receptor**, **PACAP type II receptor VIP$_1$**, and **PACAP type II receptor VIP$_2$** with **IC_{50}**s of 4 nM, 2 nM, and 1 nM, respectively.

HSDGIFTDSYSRYRKQMAVKKYLAAVLGKRYKQRVKNK (TFA salt)

Purity: >98%
Clinical Data: No Development Reported
Size: 1 mg, 5 mg

PACAP (6-38), human, ovine, rat

Cat. No.: HY-P0220

PACAP (6-38), human, ovine, rat is a potent **PACAP receptor** antagonist with **IC_{50}**s of 30, 600, and 40 nM for **PACAP type I receptor**, **PACAP type II receptor VIP$_1$**, and **PACAP type II receptor VIP$_2$**, respectively.

FTDSYSRYRKQMAVKKYLAAVLGKRYKQRVKNK-NH_2

Purity: >98%
Clinical Data: No Development Reported
Size: 1 mg, 5 mg

PACAP (6-38), human, ovine, rat TFA

Cat. No.: HY-P0220A

PACAP (6-38), human, ovine, rat TFA is a potent **PACAP receptor** antagonist with **IC_{50}**s of 30, 600, and 40 nM for **PACAP type I receptor**, **PACAP type II receptor VIP$_1$**, and **PACAP type II receptor VIP$_2$**, respectively.

FTDSYSRYRKQMAVKKYLAAVLGKRYKQRVKNK-NH_2 (TFA salt)

Purity: 98.21%
Clinical Data: No Development Reported
Size: 500 µg, 1 mg, 5 mg

PACAP-38 (16-38), human, mouse, rat

Cat. No.: HY-P1817

PACAP-38 (16-38), human, mouse, rat demonstrates potent, efficacious, and sustained stimulatory effects on sympathetic neuronal NPY and catecholamine production. PACAP is a potent activator of cAMP formation.

QMAVKKYLAAVLGKRYKQRVKNK-NH_2

Purity: >98%
Clinical Data: No Development Reported
Size: 1 mg, 5 mg

PACAP-38 (31-38), human, mouse, rat

Cat. No.: HY-P1845

PACAP-38 (31-38), human, mouse, rat demonstrates potent, efficacious, and sustained stimulatory effects on sympathetic neuronal NPY and catecholamine production. PACAP is a potent activator of cAMP formation.

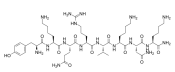

Purity: 98.03%
Clinical Data: No Development Reported
Size: 500 µg, 1 mg, 5 mg, 10 mg

PACAP-38 (31-38), human, mouse, rat TFA

Cat. No.: HY-P1845A

PACAP-38 (31-38), human, mouse, rat (TFA) demonstrates potent, efficacious, and sustained stimulatory effects on sympathetic neuronal.

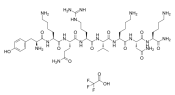

Purity: 99.82%
Clinical Data: No Development Reported
Size: 500 µg, 1 mg, 5 mg, 10 mg

PACAP-Related Peptide (PRP), human

Cat. No.: HY-P1511

PACAP-Related Peptide (PRP), human is a 29 amino-acid region of the PACAP precursor protein.

DVAHGILNEAYRKVLDQLSAGKHLQSLVA

Purity: >98%
Clinical Data: No Development Reported
Size: 500 µg, 1 mg, 5 mg

Palmitoyl Tetrapeptide-3

Cat. No.: HY-P0064

Palmitoyl Tetrapeptide-3 is a synthetic peptide, corrspending to 341-344 amino acid sequence of IgG human H-chain, with phagocytosis stimulating activity.

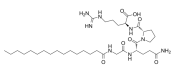

Purity: >98%
Clinical Data: No Development Reported
Size: 1 mg, 5 mg

Pam3CSK4
(Pam3Cys-Ser-(Lys)4)

Cat. No.: HY-P1180

Pam3CSK4 is a toll-like receptor 1/2 (**TLR1/2**) agonist with an **EC_{50}** of 0.47 ng/mL for human TLR1/2.

Pam_3C-SKKKK

Purity: >98%
Clinical Data: No Development Reported
Size: 1 mg

Pam3CSK4 TFA
(Pam3Cys-Ser-(Lys)4 TFA)

Cat. No.: HY-P1180A

Pam3CSK4 TFA is a toll-like receptor 1/2 (**TLR1/2**) agonist with an **EC_{50}** of 0.47 ng/mL for human TLR1/2.

Pam_3C-SKKKK (TFA salt)

Purity: 98.76%
Clinical Data: No Development Reported
Size: 1 mg

Pam3CSK4-Biotin
(Pam3Cys-Ser-(Lys)4-Biotin)

Cat. No.: HY-P1405

Pam3CSK4-Biotin is biotinylated Pam3CSK4. Pam3CSK4-Biotin is a Toll-like receptor 1/2 (**TLR1/2**) agonist.

Pam3C-SKKKK-Biotin

Purity: >98%
Clinical Data: No Development Reported
Size: 1 mg, 5 mg

PAMP-12(human, porcine)

Cat. No.: HY-P2198

PAMP-12(human, porcine) is a major component of immunoreactive (ir)-PAMP, is processed from the adrenomedullin precursor, is a potent hypotensive peptide and participates in cardiovascular control.

FRKKWNKWALSR-NH_2

Purity: 99.03%
Clinical Data: No Development Reported
Size: 1 mg, 5 mg

PAMP-12(human, porcine) TFA

Cat. No.: HY-P2198A

PAMP-12(human, porcine) TFA is a major component of immunoreactive (ir)-PAMP, is processed from the adrenomedullin precursor, is a potent hypotensive peptide and participates in cardiovascular control.

FRKKWNKWALSR-NH_2 (TFA salt)

Purity: >98%
Clinical Data: No Development Reported
Size: 1 mg, 5 mg

Pancreatic Polypeptide, bovine

Cat. No.: HY-P1537

Pancreatic Polypeptide, bovine, a 36-amino acid, straight chain polypeptide derived primarily from the pancreas, inhibits secretin- and cholecystokinin-stimulated pancreatic secretion; Pancreatic Polypeptide, bovine acts as an agonist of **NPY receptor**, with high affinity at **NPYR4**.

APLEPEYPGDNATPEQMAQYAAELRRYINMLTRPRY-NH_2

Purity: >98%
Clinical Data: No Development Reported
Size: 500 μg, 1 mg, 5 mg

Pancreatic Polypeptide, human
(Human pancreatic polypeptide)

Cat. No.: HY-P0199

Pancreatic Polypeptide, human is a C-terminally amidated 36 amino acid peptide, which acts as a **neuropeptide Y** (**NPY**) **Y4/Y5** receptor agonist.

APLEPVYPGDNATPEQMAQYAADLRRYINMLTRPRY-NH_2

Purity: >98%
Clinical Data: No Development Reported
Size: 500 μg, 1 mg, 5 mg

Pancreatic Polypeptide, rat
(Rat pancreatic polypeptide)

Cat. No.: HY-P1532

Pancreatic Polypeptide, rat is an agonist of **NPY receptor**, with high affinity at **NPYR4**.

APLEPMYPGDYATHEQRAQYETQLRRYINTLTRPRY-NH_2

Purity: >98%
Clinical Data: No Development Reported
Size: 500 μg, 1 mg, 5 mg

PAR 4 (1-6) (TFA)
(GYPGQV TFA)

Cat. No.: HY-P1313A

PAR 4 (1-6) TFA (GYPGQV TFA), a hexapeptide, is a fragment of protease-activated receptor 4 (PAR_4). PAR 4 (1-6) TFA acts as a PAR_4-specific agonist.

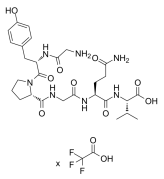

Purity: >98%
Clinical Data: No Development Reported
Size: 1 mg, 5 mg

PAR-4 Agonist Peptide, amide
(PAR-4-AP; AY-NH2)

Cat. No.: HY-P1309

PAR-4 Agonist Peptide, amide (PAR-4-AP; AY-NH2) is a proteinase-activated receptor-4 (**PAR-4**) agonist, which has no effect on either PAR-1 or PAR-2 and whose effects are blocked by a PAR-4 antagonist.

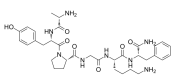

Purity: >98%
Clinical Data: No Development Reported
Size: 1 mg, 5 mg, 10 mg

PAR-4 Agonist Peptide, amide TFA

(PAR-4-AP TFA; AY-NH2 TFA)

Cat. No.: HY-P1309A

PAR-4 Agonist Peptide, amide TFA (PAR-4-AP TFA; AY-NH2 TFA) is a proteinase-activated receptor-4 (**PAR-4**) agonist, which has no effect on either PAR-1 or PAR-2 and whose effects are blocked by a PAR-4 antagonist.

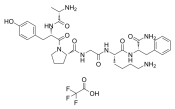

Purity: 99.97%
Clinical Data: No Development Reported
Size: 1 mg, 5 mg, 10 mg

Parasin I

Cat. No.: HY-P0324

Parasin I is a 19-amino acid histone H2A-derived peptide isolated from the skin of the catfish, and shows antimicrobial activity.

KGRGKQGGKVRAKAKTRSS

Purity: >98%
Clinical Data: No Development Reported
Size: 1 mg, 5 mg

Parasin I TFA

Cat. No.: HY-P0324A

Parasin I (TFA) is a 19-amino acid histone H2A-derived peptide isolated from the skin of the catfish, and shows antimicrobial activity.

KGRGKQGGKVRAKAKTRSS (TFA salt)

Purity: 98.27%
Clinical Data: No Development Reported
Size: 500 µg, 1 mg, 5 mg

Parathyroid hormone (1-34) (rat)

Cat. No.: HY-P2279

Parathyroid hormone (1-34) (rat) improves both cortical and cancellous bone structure.

AVSEIQLMHNLGKHLASVERMQWLRKKLQDVHNF

Purity: 95.53%
Clinical Data: No Development Reported
Size: 1 mg, 5 mg

Parathyroid Hormone (1-34), bovine

Cat. No.: HY-P1252

Parathyroid Hormone (1-34), bovine is a potent **parathyroid hormone (PTH) receptor** agonist. Parathyroid Hormone (1-34), bovine increases calcium and inorganic phosphate levels in vivo. Parathyroid Hormone (1-34), bovine can be used for th reseach of osteoporosis.</br>.

AVSEIQFMHNLGKHLSSMERVEWLRKKLQDVHNF

Purity: >98%
Clinical Data: No Development Reported
Size: 1 mg, 5 mg

Parathyroid Hormone (1-34), bovine TFA

Cat. No.: HY-P1252A

Parathyroid Hormone (1-34), bovine TFA is a potent **parathyroid hormone (PTH) receptor** agonist. Parathyroid Hormone (1-34), bovine increases calcium and inorganic phosphate levels in vivo. Parathyroid Hormone (1-34), bovine can be used for th reseach of osteoporosis.</br>.

AVSEIQFMHNLGKHLSSMERVEWLRKKLQDVHNF (TFA salt)

Purity: >98%
Clinical Data: No Development Reported
Size: 1 mg, 5 mg

Parathyroid Hormone (1-34), human, biotinylated

Cat. No.: HY-P2510

Parathyroid Hormone (1-34), human, biotinylated is a probe for the parathyroid hormone receptor, can be used for analyzing the interaction between parathyroid hormone and parathyroid hormone receptors in living cells and for purifying hormone-receptor complexes with affinity columns.

Biotin-SVSEIQLMHNLGKHLNSMERVEWLRKKLQDVHNF

Purity: >98%
Clinical Data: No Development Reported
Size: 1 mg, 5 mg

Parstatin(human)

Cat. No.: HY-P1262

Parstatin(human), a cell-penetrating **PAR-1 thrombin receptor** agonist peptide, is a potent inhibitor of angiogenesis.

MGPRRLLLVAACFSLCGPLLSARTRARRPESKATNATLDPR

Purity: >98%
Clinical Data: No Development Reported
Size: 1 mg, 5 mg

Parstatin(human) TFA

Cat. No.: HY-P1262A

Parstatin(human) TFA, a cell-penetrating **PAR-1 thrombin receptor** agonist peptide, is a potent inhibitor of angiogenesis.

MGPRRLLLVAACFSLCGPLLSARTRARRPESKATNATLDPR (TFA salt)

Purity: >98%
Clinical Data: No Development Reported
Size: 1 mg, 5 mg

Parstatin(mouse)

Cat. No.: HY-P1261

Parstatin(mouse), a cell-penetrating **PAR-1 thrombin receptor** agonist peptide, is a potent inhibitor of angiogenesis.

MGPRRLLIVALGLSLCGPLLSSRVPMSQPESERTDATVNPR

Purity: >98%
Clinical Data: No Development Reported
Size: 1 mg, 5 mg

Parstatin(mouse) TFA

Cat. No.: HY-P1261A

Parstatin(mouse) TFA, a cell-penetrating **PAR-1 thrombin receptor** agonist peptide, is a potent inhibitor of angiogenesis.

MSPRRLLVALGLSLCGPLLSSRVPMSQPESERTDATVNPR (TFA salt)

Purity: >98%
Clinical Data: No Development Reported
Size: 1 mg, 5 mg

Pasireotide

(SOM230)

Cat. No.: HY-16381

Pasireotide (SOM230), a long-acting cyclohexapeptide somatostatin analogue, can improve agonist activity at **somatostatin receptors** (subtypes **sst1/2/3/4/5**, **pK_i**=8.2/9.0/9.1/<7.0/9.9, respectively).

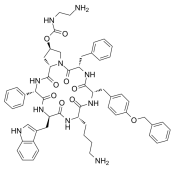

Purity: >98%
Clinical Data: Launched
Size: 1 mg, 5 mg

Pasireotide acetate

(SOM230 acetate)

Cat. No.: HY-16381A

Pasireotide (SOM230) acetate, a long-acting cyclohexapeptide somatostatin analogue, can improve agonist activity at **somatostatin receptors** (subtypes **sst1/2/3/4/5**, **pK_i**=8.2/9.0/9.1/<7.0/9.9, respectively).

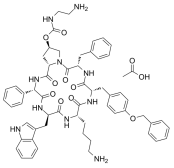

Purity: 99.78%
Clinical Data: Launched
Size: 1 mg, 5 mg, 10 mg, 25 mg, 50 mg

pBD-1

Cat. No.: HY-P2289

pBD-1 is an endogenous and constitutively expressed **antimicrobial peptide (AMP)** from porcine tissues, particularly expresses in pig mucosal epithelial sites. pBD-1 has antimicrobial activities and contributes to mucosal and systemic host defenses in pigs.</br>.

MRLHHLLVFLLMCLPVPGLLWNQNDHSCLANWGCVSMPGKCAPMWRQIDLTCGRPQVRCCRK

Purity: >98%
Clinical Data: No Development Reported
Size: 1 mg, 5 mg

PBP10 TFA

Cat. No.: HY-P1116A

PBP10 is a cell permeable and selective gelsolin-derived peptide inhibitor of **formyl peptide receptor 2 (FPR2)** over FPR1.

RhB-QRLFQVKGRR-OH (TFA salt)

Purity: >98%
Clinical Data: No Development Reported
Size: 1 mg, 5 mg

PD-1/PD-L1-IN 3 TFA

Cat. No.: HY-103048A

PD-1/PD-L1-IN 3 TFA, a macrocyclic peptide, is a potent and selective inhibitor of the **PD-1/PD-L1** and **CD80/PD-L1** interactions extracted from patent WO2014151634A1, compound No.1.

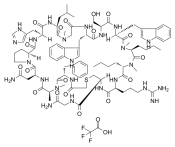

Purity: >98%
Clinical Data: No Development Reported
Size: 1 mg, 5 mg

PDZ1 Domain inhibitor peptide

Cat. No.: HY-P1195

PDZ1 Domain inhibitor peptide, a cyclic peptide, incorporates a β-Ala lactam side chain linker and targets the PDZ1 domains of the postsynaptic density protein 95 (PSD-95).

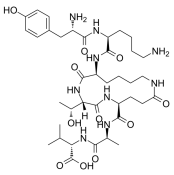

Purity: >98%
Clinical Data: No Development Reported
Size: 1 mg, 5 mg

PDZ1 Domain inhibitor peptide TFA

Cat. No.: HY-P1195A

PDZ1 Domain inhibitor peptide TFA, a cyclic peptide, incorporates a β-Ala lactam side chain linker and targets the PDZ1 domains of the postsynaptic density protein 95 (PSD-95).

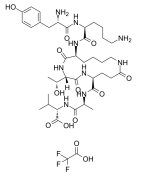

Purity: >98%
Clinical Data: No Development Reported
Size: 1 mg, 5 mg

PEN (rat)

Cat. No.: HY-P2277

PEN (rat), one of the most abundant hypothalamic neuropeptide and derived from the proprotein ProSAAS, is an endogenous ligand of GPR83.

AVDQDLGPEVPPENVLGALLRV

Purity: >98%
Clinical Data: No Development Reported
Size: 1 mg, 5 mg

PEN(mouse)

(proSAAS(221-242))

Cat. No.: HY-P2183

PEN(mouse) (proSAAS(221-242)) is the precursor of a number of peptides that function as neuropeptides.

SVDQDLGPEVPPENVLGALLRV

Purity: >98%
Clinical Data: No Development Reported
Size: 1 mg, 5 mg

PEN(mouse) TFA
(proSAAS(221-242) TFA)

Cat. No.: HY-P2183A

PEN(mouse) TFA (proSAAS(221-242) TFA) is the precursor of a number of peptides that function as neuropeptides.

SVDQDLGPEVPPENVLGALLRV

Purity: >98%
Clinical Data: No Development Reported
Size: 1 mg, 5 mg

Penetratin

Cat. No.: HY-P2529

Penetratin is a peptide derived from the amphiphilic Drosophila Antennapedia homeodomain.

RQIKIWFQNRRMKWKKGG

Purity: >98%
Clinical Data: No Development Reported
Size: 1 mg, 5 mg

Pentagastrin
(ICI-50123)

Cat. No.: HY-A0261

Pentagastrin (ICI-50123) is a selective agonist of **Cholecystokinin B (CCK_B) receptor** with an **IC_{50}** of 11 nM. Pentagastrin enhances gastric mucosal defence mechanisms against acid and protects the gastric mucosa from experimental injury.

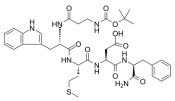

Purity: 99.97%
Clinical Data: Launched
Size: 10 mM × 1 mL, 5 mg, 10 mg, 25 mg, 50 mg, 100 mg

Pep-1 (uncapped)

Cat. No.: HY-P1848

Pep-1 (uncapped) is a cell-penetrating peptide.

KETWWETWWTEWSQPKKKRKV

Purity: >98%
Clinical Data: No Development Reported
Size: 1 mg, 5 mg

Pep2-8

Cat. No.: HY-P2276

Pep2-8 is a **PCSK9** inhibitor with a binding **K_D** of 0.7 μM and an **IC_{50}** of 1.4 μM.
.

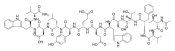

Purity: 99.01%
Clinical Data: No Development Reported
Size: 5 mg, 10 mg

Pep2m, myristoylated
(Myr-Pep2m)

Cat. No.: HY-P1399

Pep2m, myristoylated (Myr-Pep2m) is a cell-permeable peptide. Pep2m, myristoylated can disrupt the protein kinase ζ (PKMζ) downstream targets, **N-ethylmaleimide-sensitive factor/glutamate receptor subunit 2 (NSF/GluR2) interactions**.

{Myr}-KRMKVAKNAQ

Purity: >98%
Clinical Data: No Development Reported
Size: 1 mg, 5 mg

Pep2m, myristoylated TFA
(Myr-Pep2m TFA)

Cat. No.: HY-P1399A

Pep2m, myristoylated TFA (Myr-Pep2m TFA) is a cell-permeable peptide. Pep2m, myristoylated TFA can disrupt the protein kinase ζ (PKMζ) downstream targets, **N-ethylmaleimide-sensitive factor/glutamate receptor subunit 2 (NSF/GluR2) interactions**.

{Myr}-KRMKVAKNAQ (TFA salt)

Purity: 99.77%
Clinical Data: No Development Reported
Size: 5 mg

Pepinh-TRIF TFA

Cat. No.: HY-P2565

Pepinh-TRIF (TFA) is a 30 aa peptide that blocks TIR-domain-containing adapter-inducing interferon-β (TRIF) signaling by interfering with **TLR-TRIF interaction**.

RQIKIWFQNRRMKWKKFCEEFQVPGRGELH-NH_2 (TFA salt)

Purity: >98%
Clinical Data: No Development Reported
Size: 1 mg, 5 mg

Pepstatin
(Pepstatin A)

Cat. No.: HY-P0018

Pepstatin (Pepstatin A) is a specific **aspartic protease** inhibitor produced by actinomycetes, with **IC_{50}**s of 4.5 nM, 6.2 nM, 150 nM, 290 nM, 520 nM and 260 nM for hemoglobin-pepsin, hemoglobin-proctase, casein-pepsin, casein-proctase, casein-acid protease...

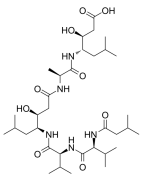

Purity: 98.28%
Clinical Data: No Development Reported
Size: 10 mg, 50 mg

Pepstatin Ammonium
(Pepstatin A Ammonium)

Cat. No.: HY-P0018B

Pepstatin Ammonium is a specific **aspartic protease** inhibitor produced by actinomycetes, with **IC_{50}**s of 4.5 nM, 6.2 nM, 150 nM, 290 nM, 520 nM and 260 nM for hemoglobin-pepsin, hemoglobin-proctase, casein-pepsin, casein-proctase, casein-acid protease and hemoglobin-acid...

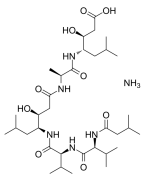

Purity: 99.76%
Clinical Data: No Development Reported
Size: 10 mg, 25 mg, 50 mg

Pepstatin Trifluoroacetate

(Pepstatin A Trifluoroacetate)

Cat. No.: HY-P0018A

Pepstatin Trifluoroacetate (Pepstatin A Trifluoroacetate) is a specific **aspartic protease** inhibitor produced by actinomycetes, with **IC_{50}**s of 4.5 nM, 6.2 nM, 150 nM, 290 nM, 520 nM and 260 nM for hemoglobin-pepsin, hemoglobin-proctase, casein-pepsin, casein-proctase,...

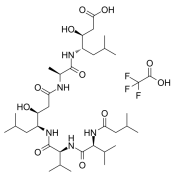

Purity: 99.11%
Clinical Data: No Development Reported
Size: 10 mM × 1 mL, 10 mg, 50 mg

Peptide 401

Cat. No.: HY-12537

Peptide 401, a potent mast cell degranulating factor from bee venom, suppresses the increased vascular permeability due to intradermal injection of various smooth muscle spasmogens (**histamine**, and **5-HT**).

Purity: >98%
Clinical Data: No Development Reported
Size: 500 μg, 1 mg, 5 mg

Peptide C105Y

Cat. No.: HY-P1781

Peptide C105Y, a synthetic and cell-penetrating peptide based on the amino acid sequence corresponding to residues 359-374 of α1-antitrypsin, enhances gene expression from DNA nanoparticles.

CSIPPEVKFNKPFVYLI

Purity: >98%
Clinical Data: No Development Reported
Size: 5 mg, 10 mg

Peptide C105Y TFA

Cat. No.: HY-P1781A

Peptide C105Y TFA, a synthetic and cell-penetrating peptide based on the amino acid sequence corresponding to residues 359-374 of α1-antitrypsin, enhances gene expression from DNA nanoparticles.

CSIPPEVKFNKPFVYLI (TFA salt)

Purity: >98%
Clinical Data: No Development Reported
Size: 1 mg, 5 mg

Peptide T

Cat. No.: HY-P0272

Peptide T is an octapeptide from the V2 region of HIV-1 gp120. Peptide T is a ligand for the **CD4** receptor and prevents binding of **HIV** to the CD4 receptor.

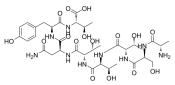

Purity: >98%
Clinical Data: Phase 2
Size: 1 mg, 5 mg, 10 mg

Peptide T TFA

Cat. No.: HY-P0272A

Peptide T (TFA) is an octapeptide from the V2 region of HIV-1 gp120. Peptide T is a ligand for the **CD4** receptor and prevents binding of **HIV** to the CD4 receptor.

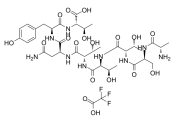

Purity: >98%
Clinical Data: Phase 2
Size: 1 mg, 5 mg, 10 mg

Peptide YY (PYY) (3-36), human

(Peptide YY (3-36))

Cat. No.: HY-P1021

Peptide YY (PYY) (3-36), human is a gut hormone peptide that acts as a **Y2 receptor** agonist to reduce appetite.

IKPEAPGEDASPEELNRYYASLRHYLNLVTRQRY-NH_2

Purity: >98%
Clinical Data: No Development Reported
Size: 1 mg, 5 mg

Peptide YY (PYY) (3-36), human TFA

(Peptide YY (3-36) (TFA))

Cat. No.: HY-P1021A

Peptide YY (PYY) (3-36), human (TFA) is a gut hormone peptide that acts as a Y2 receptor agonist to reduce appetite.

IKPEAPGEDASPEELNRYYASLRHYLNLVTRQRY-NH_2 (TFA salt)

Purity: 99.41%
Clinical Data: No Development Reported
Size: 1 mg, 5 mg, 10 mg

Peptide YY (PYY), human

Cat. No.: HY-P1514

Peptide YY (PYY) is a gut hormone that regulates appetite and inhibits pancreatic secretion. Peptide YY (PYY) can mediate its effects through the **Neuropeptide Y receptors**.

YPIKPEAPGEDASPEELNRYYASLRHYLNLVTRQRY-NH_2

Purity: >98%
Clinical Data: No Development Reported
Size: 100 μg

Peptide5

Cat. No.: HY-P2275

Peptide5, a connexin 43 mimetic peptide, reduce animals swelling, astrogliosis, and neuronal cell death after spinal cord injury.

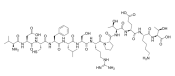

Purity: >98%
Clinical Data: No Development Reported
Size: 1 mg, 5 mg

Peripheral Myelin P0 Protein (180-199), mouse

Cat. No.: HY-P2476

Peripheral Myelin P0 Protein (180-199), mouse, a neuritogenic peptide, is a purified component of murine peripheral nerve myelin.

SSKRGRQTPVLYAMLDHSRS

Purity: 99.84%
Clinical Data: No Development Reported
Size: 5 mg, 10 mg

Peripheral Myelin Protein P2 (53-78), bovine

Cat. No.: HY-P2479

Peripheral Myelin Protein P2 (53-78), bovine is derived from bovine peripheral myelin P2 protein amino acid residues 53-78. Peripheral Myelin Protein P2 (53-78), bovine is a T cell epitope for the induction of experimental autoimmune neuritis (EAN) in Lewis rats.

TESPFKNTEISFKLGQEFEETTADNR

Purity: >98%
Clinical Data: No Development Reported
Size: 1 mg, 5 mg

PG-931

Cat. No.: HY-P1208

PG-931, an analog of SHU 9119 (HY-P0227), is a potent **melanocortin 4 (MC4) receptor** (**IC_{50}**=0.58 nM) agonist and is more selective than for the hMC3R (**IC_{50}**=55 nM) or the hMC5R (**IC_{50}**=2.4 nM). PG-931 can reverse haemorrhagic shock and prevent multiple organ damage in vivo.

Ac-[Nle]-DP-[D-Phe]-RWKPV-NH_2 (Lactam bridge:Asp_2-Lys_5)

Purity: >98%
Clinical Data: No Development Reported
Size: 1 mg, 5 mg

PG-931 TFA

Cat. No.: HY-P1208A

PG-931 TFA, an analog of SHU 9119 (HY-P0227), is a potent **melanocortin 4 (MC4) receptor** (**IC_{50}**=0.58 nM) agonist and is more selective than for the hMC3R (**IC_{50}**=55 nM) or the hMC5R(**IC_{50}**=2.4 nM).

Ac-[Nle]-DP-[D-Phe]-RWKPV-NH_2 (Lactam bridge:Asp_2-Lys_5) (TFA salt)

Purity: >98%
Clinical Data: No Development Reported
Size: 1 mg, 5 mg

PG106

Cat. No.: HY-P1209

PG106 is a potent and selective **human melanocortin 3 (hMC3) receptor** antagonist (**IC_{50}**=210 nM) and has noactivity at hMC4 receptors (**EC_{50}**=9900 nM) and hMC5 receptor.

Ac-[Nle]-D-[Bal]-[D-Nal]-RWK-NH_2 (Lactam bridge:Asp_2-Lys_5)

Purity: >98%
Clinical Data: No Development Reported
Size: 1 mg, 5 mg

PG106 TFA

Cat. No.: HY-P1209A

PG106 TFA is a potent and selective **human melanocortin 3 (hMC3) receptor** antagonist (**IC_{50}**= 210 nM) and has noactivity at hMC4 receptors (**EC_{50}**=9900 nM) and hMC5 receptor.

Ac-[Nle]-D-[Bal]-[D-Nal]-RWK-NH_2 (Lactam bridge:Asp_2-Lys_5) (TFA salt)

Purity: >98%
Clinical Data: No Development Reported
Size: 1 mg, 5 mg

PGLa

Cat. No.: HY-P0274

PGLa, a 21-residue peptide, is an antimicrobial peptide. PGLa is a member of the magainin family of antibiotic peptides found in frog skin and its secretions.

GMASKAGAIAGKIAKVALKAL-NH_2

Purity: >98%
Clinical Data: No Development Reported
Size: 1 mg, 5 mg

PGLa TFA

Cat. No.: HY-P0274A

PGLa TFA, a 21-residue peptide, is an antimicrobial peptide. PGLa TFA is a member of the magainin family of antibiotic peptides found in frog skin and its secretions.

GMASKAGAIAGKIAKVALKAL-NH_2 (TFA salt)

Purity: 99.39%
Clinical Data: No Development Reported
Size: 500 μg, 1 mg, 5 mg

pGlu-Pro-Arg-MNA

Cat. No.: HY-P0022

pGlu-Pro-Arg-MNA is a chromogenic substrate.

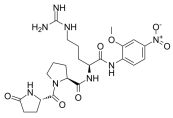

Purity: >98%
Clinical Data: No Development Reported
Size: 1 mg, 5 mg

pGlu-Pro-Arg-MNA monoacetate

Cat. No.: HY-P0022A

pGlu-Pro-Arg-MNA monoacetate is a chromogenic substrate.

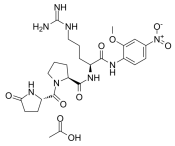

Purity: ≥99.0%
Clinical Data: No Development Reported
Size: 10 mM × 1 mL, 5 mg, 10 mg, 50 mg

Phalloidin-TRITC

Cat. No.: HY-P2270

Phalloidin-TRITC is a TRITC labeled, red fluorescence probe for **F-actin**. Phalloidin, bound to actin filaments, reacts covalently with amino acids Glu-IIT, Met-II9, and Met355, which are very close to the nucleotide binding site.

A-(d-Thr)-C-(Hyp)-AW-(Thr) (Covalent bridge:Cys3-Trp6)

Purity: >98%
Clinical Data: No Development Reported
Size: 1 mg, 5 mg

Phe-Met-Arg-Phe amide trifluoroacetate

Cat. No.: HY-P0249A

Phe-Met-Arg-Phe amide trifluoroacetate is an activator of K^+ current, with ED_{50} of 23 nM in the peptidergic caudodorsal neurons.

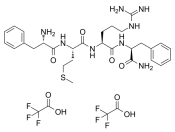

Purity: ≥98.0%
Clinical Data: No Development Reported
Size: 5 mg, 10 mg, 25 mg

Phe-Met-Arg-Phe Like Peptide, Snail Helix aspersa

Cat. No.: HY-P1904

Phe-Met-Arg-Phe Like Peptide, Snail Helix aspersa is a FMRF-like peptide from visceral and somatic muscles of the snail Helix aspersa. FMRF (Phe-Met-Arg-Phe) is a neuropeptide peptide consisting of 4 amino acid residues.

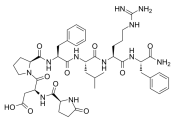

Purity: >98%
Clinical Data: No Development Reported
Size: 1 mg, 5 mg

Phe-Met-Arg-Phe, amide

Cat. No.: HY-P0249

Phe-Met-Arg-Phe, amide dose dependently (ED_{50}=23 nM) activates a K^+ current in the peptidergic caudodorsal neurons.

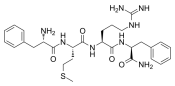

Purity: >98%
Clinical Data: No Development Reported
Size: 1 mg, 5 mg

PHM-27 (human)

Cat. No.: HY-P1072

PHM-27 (human) is a human prepro-vasoactive intestinal polypeptide (27 amino acid). PHM-27 (human) is a potent the **human calcitonin receptor** agonist with an **EC_{50}** of 11 nM.

HADGVFTSDFSKLLGQLSAKKYLESLM-NH_2

Purity: >98%
Clinical Data: No Development Reported
Size: 1 mg, 5 mg

Phosphorylase Kinase β-Subunit Fragment (420-436)

Cat. No.: HY-P1873

Phosphorylase Kinase β-Subunit Fragment (420-436) is the β-Subunit fragment (peptide 430-436) of phosphorylase kinase. Phosphorylase kinase is a serine/threonine-specific protein kinase which activates glycogen phosphorylase to release glucose-1-phosphate from glycogen.

KRNPGSQKRFPSNCGRD

Purity: >98%
Clinical Data: No Development Reported
Size: 1 mg, 5 mg

Phrixotoxin 3 TFA

Cat. No.: HY-P1218A

Phrixotoxin 3 TFA is a potent blocker of **voltage-gated sodium channels**, with **IC_{50}**s of 0.6, 42, 72, 288, 610 nM for **NaV1.2**, **NaV1.3**, **NaV1.4**, **NaV1.1** and **NaV1.5**, respectively.

DCLGFLWKCNSNDKCCRPNLVCSRKDKWCKYQI (Disulfide bridge:Cys$_1$-Cys$_{15}$,Cys$_8$-Cys$_{22}$,Cys$_{16}$-Cys$_{27}$) (TFA salt)

Purity: >98%
Clinical Data: No Development Reported
Size: 1 mg, 5 mg

Phytochelatin 2 (PC2)

Cat. No.: HY-P2512

Phytochelatin 2, a short phytochelatin, is a key plant peptide binding heavy metals. Phytochelatins are a diverse set of plant compounds that chelate metals, protect against metal toxicity and function in metal homeostasis.

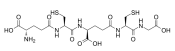

Purity: >98%
Clinical Data: No Development Reported
Size: 1 mg, 5 mg

PINT-87aa

Cat. No.: HY-P3103

PINT-87aa, an 87-amino acid (aa) peptide, is encoded by the circular form of the long intergenic non-protein-coding RNA p53-induced transcript (LINC-PINT).

MLWLPDRGGCSARSPGGAILRGAPGGWRYVGRRGGRRRGGCCCCGCC SHVGAPLSFHREASLVSHEDHDWKGHCSSEERGGHGYRNK

Purity: >98%
Clinical Data: No Development Reported
Size: 1 mg, 5 mg

PINT-87aa TFA

Cat. No.: HY-P3103A

PINT-87aa TFA, an 87-amino acid (aa) peptide, is encoded by the circular form of the long intergenic non-protein-coding RNA p53-induced transcript (LINC-PINT).

MLWLPDRGGCSARSPGGAILRGAPGGWRYVGRRGGRRRGGCCCCGCC SHVGAPLSFHREASLVSHEDHDWKGHCSSEERGGHGYRNK (TFA salt)

Purity: ≥99.0%
Clinical Data: No Development Reported
Size: 1 mg, 5 mg

Piscidin-1 (22-42)

Cat. No.: HY-P1954

Piscidin-1 (22-42) is a highly potent, multi-functional Antimicrobial Peptide (AMP) produced by Orange-spotted grouper (Epinephelus coioides).

GFIFHIIKGLFHAGKMIHGLV-NH_2

Purity: >98%
Clinical Data: No Development Reported
Size: 1 mg, 5 mg, 10 mg

Piscidin-1 (22-42) (TFA)

Cat. No.: HY-P1954A

Piscidin-1 (22-42) (TFA) is a highly potent, multi-functional Antimicrobial Peptide (AMP) produced by Orange-spotted grouper (Epinephelus coioides).

GFIFHIIKGLFHAGKMIHGLV-NH_2 (TFA salt)

Purity: 99.04%
Clinical Data: No Development Reported
Size: 1 mg, 5 mg, 10 mg

PKA Inhibitor Fragment (6-22) amide

(PKI-(6-22)-amide)

Cat. No.: HY-P1290

PKA Inhibitor Fragment (6-22) amide is an inhibitor of cAMP-dependent **protein kinase A (PKA)**, with a K_i of 2.8 nM. PKA Inhibitor Fragment (6-22) amide can significantly reverse low-level morphine antinociceptive tolerance in mice.

TYADFIASGRTGRRNAI-NH_2

Purity: >98%
Clinical Data: No Development Reported
Size: 1 mg, 5 mg

PKA Inhibitor Fragment (6-22) amide TFA

(PKI-(6-22)-amide TFA)

Cat. No.: HY-P1290A

PKA Inhibitor Fragment (6-22) amide TFA is an inhibitor of cAMP-dependent **protein kinase A (PKA)**, with a K_i of 2.8 nM. PKA Inhibitor Fragment (6-22) amide TFA can significantly reverse low-level morphine antinociceptive tolerance in mice.

TYADFIASGRTGRRNAI-NH_2 (TFA salt)

Purity: 96.71%
Clinical Data: No Development Reported
Size: 5 mg, 10 mg

PKC β pseudosubstrate

Cat. No.: HY-P1286

PKC β pseudosubstrate is a selective cell-permeable inhibitor of **PKC**.

Sequence 1:CRQIKIWFQNRRMKWKK
Sequence 1':CRFARKGALRQKNV
(Disulfide bridge:Cys_1-$Cys_{1'}$)

Purity: >98%
Clinical Data: No Development Reported
Size: 1 mg, 5 mg

PKC β pseudosubstrate TFA

Cat. No.: HY-P1286A

PKC β pseudosubstrate TFA is a selective cell-permeable inhibitor of **PKC**.

Sequence 1:CRQIKIWFQNRRMKWKK
Sequence 1':CRFARKGALRQKNV
(Disulfide bridge:Cys1-Cys1') (TFA salt)

Purity: >98%
Clinical Data: No Development Reported
Size: 1 mg, 5 mg

PKG inhibitor peptide TFA

Cat. No.: HY-P1292A

PKG inhibitor peptide TFA is an ATP-competitive inhibitor of **cGMP-dependent protein kinase (PKG)**, with a K_i of 86 μM.

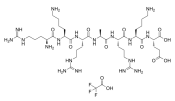

Purity: >98%
Clinical Data: No Development Reported
Size: 1 mg, 5 mg

PKG Substrate

Cat. No.: HY-P1561

PKG Substrate is a selective substrate for cGMP-dependent protein kinase (**PKG**).

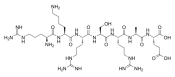

Purity: >98%
Clinical Data: No Development Reported
Size: 1 mg, 5 mg

PKI 14-22 amide,myristoylated

Cat. No.: HY-P1291

PKI 14-22 amide,myristoylated is a potent **cAMP-dependent PKA** inhibitor. PKI 14-22 amide,myristoylated reduces the IgG-mediated phagocytic response and also inhibits neutrophil adhesion.

Myristoyl-GRTGRRNAI-NH_2

Purity: >98%
Clinical Data: No Development Reported
Size: 1 mg, 5 mg

PKI 14-22 amide,myristoylated TFA

Cat. No.: HY-P1291A

PKI 14-22 amide,myristoylated TFA is a potent **cAMP-dependent PKA** inhibitor. PKI 14-22 amide,myristoylated TFA reduces the IgG-mediated phagocytic response and also inhibits neutrophil adhesion.

Myristoyl-GRTGRRNAI-NH_2 (TFA salt)

Purity: 99.86%
Clinical Data: No Development Reported
Size: 5 mg, 10 mg

PKI(5-24)

Cat. No.: HY-P0222

PKI(5-24) is a potent, competitive, and synthetic peptide inhibitor of **PKA** (cAMP-dependent protein kinase), with a K_i of 2.3 nM. PKI(5-24) corresponds to residues 5-24 in the naturally occurring heat-stable protein kinase inhibitor.

TTYADFIASGRTGRRNAIHD

Purity: 98.95%
Clinical Data: No Development Reported
Size: 5 mg, 10 mg

PKI(5-24) TFA

Cat. No.: HY-P0222A

PKI(5-24) TFA is a potent, competitive, and synthetic peptide inhibitor of **PKA** (cAMP-dependent protein kinase), with a K_i of 2.3 nM. PKI(5-24) TFA corresponds to residues 5-24 in the naturally occurring heat-stable protein kinase inhibitor.

TTYADFIASGRTGRRNAIHD (TFA salt)

Purity: >98%
Clinical Data: No Development Reported
Size: 1 mg, 5 mg

PL-017

Cat. No.: HY-P1338

PL-017 is a potent and selective **μ opioid receptor** agonist with an IC_{50} of 5.5 nM for ^{125}I-FK 33,824 binding to μ site. PL-017 produces long-lasting, reversible analgesia in rats.

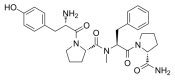

Purity: >98%
Clinical Data: No Development Reported
Size: 1 mg, 5 mg

PL-017 TFA

Cat. No.: HY-P1338A

PL-017 TFA is a potent and selective **μ opioid receptor** agonist with an IC_{50} of 5.5 nM for ^{125}I-FK 33,824 binding to μ site. PL-017 TFA produces long-lasting, reversible analgesia in rats.

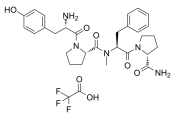

Purity: >98%
Clinical Data: No Development Reported
Size: 1 mg, 5 mg

Platelet Factor 4 (58-70), human

Cat. No.: HY-P1798

Platelet Factor 4 (58-70), human, a peptide based on the amino acid sequence corresponding to residues 58-70 of platelet factor-4 (PF-4), contains the major heparin-binding domain, which is not sufficient for full antiangiogenic activity.

PLYKKIIKKLLES

Purity: >98%
Clinical Data: No Development Reported
Size: 1 mg, 5 mg

Plecanatide

Cat. No.: HY-108741

Plecanatide, an analogue of Uroguanylin, is an orally active **guanylate cyclase-C (GC-C) receptor** agonist. Plecanatide activates GC-C receptors to stimulate cGMP synthesis with an EC_{50} of 190 nM in T84 cells assay.

NDECELCVNVACTGCL (Disulfide bridge: Cys4-Cys12; Cys7-Cys15)

Purity: 98.90%
Clinical Data: Launched
Size: 5 mg, 10 mg

Plecanatide acetate

Cat. No.: HY-108741A

Plecanatide acetate, an analogue of Uroguanylin, is an orally active **guanylate cyclase-C (GC-C) receptor** agonist. Plecanatide acetate activates GC-C receptors to stimulate cGMP synthesis with an EC_{50} of 190 nM in T84 cells assay.

NDECELCVNVACTGCL (Disulfide bridge: Cys4-Cys12; Cys7-Cys15) (acetate salt)

Purity: 99.26%
Clinical Data: Launched
Size: 5 mg, 10 mg

PLP (139-151)

Cat. No.: HY-P0129

PLP (139-151) is amino acid residue 139 to 151 of myelin proteolipid protein (PLP) used to induce experimental autoimmune encephalomyelitis (EAE).

HCLGKWLGHPDKF

Purity: 98.63%
Clinical Data: No Development Reported
Size: 1 mg, 5 mg

pm26TGF-β1 peptide

Cat. No.: HY-P2294

pm26TGF-β1 peptide is a peptide that mimics a portion of the human TGF-β1 molecule. pm26TGF-β1 peptide shows high affinity for the **TGF-β1 receptor**. pm26TGF-β1 peptide displays potent anti-inflammatory properties and does not exhibit neutrophils' chemoattraction.

ACESPLKRQCGGGS

Purity: >98%
Clinical Data: No Development Reported
Size: 5 mg, 10 mg, 50 mg

pm26TGF-β1 peptide TFA

Cat. No.: HY-P2294A

pm26TGF-β1 TFA peptide is a peptide that mimics a portion of the human TGF-β1 molecule. pm26TGF-β1 peptide TFA shows high affinity for the **TGF-β1 receptor**. pm26TGF-β1 peptide TFA displays potent anti-inflammatory properties and does not exhibit neutrophils' chemoattraction.

ACESPLKRQCGGGS (TFA salt)

Purity: 98.14%
Clinical Data: No Development Reported
Size: 5 mg, 10 mg, 50 mg

PMX-53

(3D53)

Cat. No.: HY-106178

PMX-53 (3D53) is a synthetic peptidic and a potent and orally active **complement C5a receptor (CD88)** antagonist with an **IC_{50}** of 20 nM. PMX-53 is also a low-affinity **MrgX2** agonist that stimulates **MrgX2**-mediated mast cell degranulation.

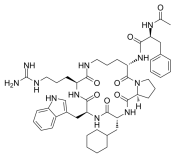

Purity: 98.85%
Clinical Data: No Development Reported
Size: 10 mM × 1 mL, 1 mg, 5 mg, 10 mg

Polymyxin B nonapeptide

Cat. No.: HY-106783

Polymyxin B nonapeptide is a cyclic peptide obtained from Polymyxin B by proteolytic removal of its terminal amino acyl residue.

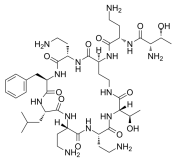

Purity: 97.45%
Clinical Data: Launched
Size: 10 mM × 1 mL, 5 mg, 10 mg, 50 mg, 100 mg

Polymyxin B nonapeptide TFA

Cat. No.: HY-106783A

Polymyxin B nonapeptide TFA is a cyclic peptide obtained from Polymyxin B by proteolytic removal of its terminal amino acyl residue.

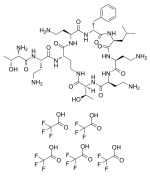

Purity: 99.80%
Clinical Data: No Development Reported
Size: 10 mM × 1 mL, 5 mg, 10 mg, 50 mg, 100 mg

Porcine dynorphin A(1-13)

(Dynorphin A Porcine Fragment 1-13)

Cat. No.: HY-P0088

Porcine dynorphin A (1-13) is a potent, endogenous **κ opioid receptor** agonist and is antinociceptive at physiological concentrations.

YGGFLRRIRPKLK

Purity: 98.99%
Clinical Data: No Development Reported
Size: 1 mg, 5 mg, 10 mg, 25 mg

POT-4

(AL-78898A)

Cat. No.: HY-P3204

POT-4 (AL-78898A), a Compstatin derivative, is a potent inhibitor of **complement factor C3** activation. POT-4 can be used for age-related macular degeneration research.

Ac-ICV(Trp(Me))QDWGAHRCT-NH_2 (Disulfide bridge:Cys_2-Cys_{12})

Purity: >98%
Clinical Data: No Development Reported
Size: 5 mg, 10 mg, 25 mg, 50 mg, 100 mg

POT-4 TFA

(AL-78898A TFA)

Cat. No.: HY-P3204A

POT-4 TFA (AL-78898A TFA), a Compstatin derivative, is a potent inhibitor of **complement factor C3** activation. POT-4 TFA can be used for age-related macular degeneration research.

Ac-ICV(Trp(Me))QDWGAHRCT-NH2 (Disulfide bridge:Cys2-Cys12) (TFA salt)

Purity: >98%
Clinical Data: No Development Reported
Size: 1 mg, 5 mg

pp60 (v-SRC) Autophosphorylation Site, Phosphorylated

Cat. No.: HY-P2548

pp60 (v-SRC) Autophosphorylation Site, Phosphorylated is the phosphorylated peptide of an EGFR substrate. pp60 (v-SRC) Autophosphorylation Site, Phosphorylated can be used for the screening of EGFR Kinase inhibitors via phosphorylated-substrate quantification.

RRLIEDNE-{pTyr}-TARG

Purity: >98%
Clinical Data: No Development Reported
Size: 1 mg, 5 mg

PR-39

Cat. No.: HY-P1259

PR-39, a natural proline- and arginine-rich antibacterial peptide, is a noncompetitive, reversible and allosteric **proteasome** inhibitor.

RRRPRPPYLPRPRPPPFFPPRLPPRIPPGFPPRFPPRFP-NH_2

Purity: >98%
Clinical Data: No Development Reported
Size: 1 mg, 5 mg

PR-39 TFA

Cat. No.: HY-P1259A

PR-39 TFA, a natural proline- and arginine-rich antibacterial peptide, is a noncompetitive, reversible and allosteric **proteasome** inhibitor.

RRRPRPPYLPRPRPPPFFPPRLPPRIPPGFPPRFPPRFP-NH_2 (TFA salt)

Purity: >98%
Clinical Data: No Development Reported
Size: 1 mg, 5 mg

Pramlintide

Cat. No.: HY-P0058

Pramlintide is a polypeptide analogue of human amylin. Pramlintide, an antidiabetic agent, is antineoplastic in colorectal cancer.

KCNTATCATQRLANFLVHSSNNFGPILPPTN-VGSNTY-NH_2 (Disulfide bridge:Cys_2-Cys_7)

Purity: >98%
Clinical Data: Launched
Size: 1 mg, 5 mg

Pramlintide acetate

Cat. No.: HY-P0058B

Pramlintide acetate is a polypeptide analogue of human amylin. Pramlintide acetate, an antidiabetic agent, is antineoplastic in colorectal cancer.

KCNTATCATQRLANFLVHSSNNFGPILPPTNVGSNTY-NH_2 (Disulfide bridge:Cys_2-Cys_7) (acetate salt)

Purity: >98%
Clinical Data: Launched
Size: 1 mg, 5 mg

Pramlintide TFA

Cat. No.: HY-P0058A

Pramlintide TFA is a polypeptide analogue of human amylin. Pramlintide TFA, an antidiabetic agent, is antineoplastic in colorectal cancer.

KCNTATCATQRLANFLVHSSNNFGPILPPTN-VGSNTY-NH_2 (Disulfide bridge:Cys_2-Cys_7) (TFA salt)

Purity: >98%
Clinical Data: Launched
Size: 1 mg, 5 mg

Prepro VIP (111-122), human

Cat. No.: HY-P1761

Prepro VIP (111-122), human is a prepro-vasoactive intestinal polypeptide (VIP)–derived peptide, corresponding to residues 111-122. VIP is present in the peripheral and the central nervous systems where it functions as a nonadrenergic, noncholinergic neurotransmitter or neuromodulator.

VSSNISEDPVPV

Purity: >98%
Clinical Data: No Development Reported
Size: 1 mg, 5 mg

Prepro VIP (81-122), human

Cat. No.: HY-P1767

Prepro VIP (81-122), human is a prepro-vasoactive intestinal polypeptide (VIP) derived peptide, corresponding to residues 81-122.

HADGVFTSDFSKLLGQLSAKKYLESLMGKRVSSNISEDPVPV

Purity: >98%
Clinical Data: No Development Reported
Size: 1 mg, 5 mg

Pressinoic Acid

Cat. No.: HY-P1487

Pressinoic Acid is a synthetic hexapeptide with potent corticotrophin-releasing activity. Pressinoic Acid is also an **oxytocin** inhibitor; it induces maternal behavior.

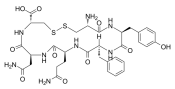

Purity: >98%
Clinical Data: No Development Reported
Size: 1 mg, 5 mg, 10 mg

Prion Protein 106-126 (human)

(PrP 106-126 (human))

Cat. No.: HY-W015977

Prion Protein 106-126 (human), a peptide fragment of prion, and can induct neuronal apoptosis, antiproteinase K digestion, fiber formation, and mediate the conversion of normal cellular prion protein (PrP^{c}) into pathogenic isoform (PrP^{Sc}).

KTNMKHMAGAAAAGAVVGGLG

Purity: >98%
Clinical Data: No Development Reported
Size: 1 mg, 5 mg

Pro-Phe-Phe

Cat. No.: HY-P2787

Pro-Phe-Phe is the most aggregation-prone tripeptide of natural amino acids. Pro-Phe-Phe forms unique helical-like sheets that mate via aromatic dry interfaces. Pro-Phe-Phe can be used for the design of modular super-helical self-assembling nanostructures.

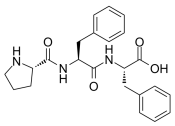

Purity: >98%
Clinical Data: No Development Reported
Size: 1 mg, 5 mg

Proadrenomedullin (1-20), human

Cat. No.: HY-P1831

Proadrenomedullin (1-20), human is a potent hypotensive and **catecholamine release**–inhibitory peptide released from chromaffin cells with an IC_{50} of ~350 nM for catecholamine secretion in PC12 pheochromocytoma cells, acting in a noncompetitive manner specifically at...

ARLDVASEFRKKWNKWALSR-NH_2

Purity: >98%
Clinical Data: No Development Reported
Size: 1 mg, 5 mg

Proadrenomedullin (45-92), human

Cat. No.: HY-P1838

Proadrenomedullin (45-92), human, a mid-regional fragment of proadrenomedullin (MR-proADM), comprises amino acids 45–92 of pre-proADM.

ELRMSSSYPTGLADVKASPAQTLIRPQDMKGASRSPEDSSPDAARRV

Purity: >98%
Clinical Data: No Development Reported
Size: 1 mg, 5 mg

Proctolin

Cat. No.: HY-P0275

Proctolin is an endogenous pentapeptide that acts as an excitatory neuromodulator.

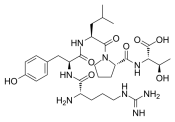

Purity: >98%
Clinical Data: No Development Reported
Size: 1 mg, 5 mg, 10 mg, 25 mg

Proinsulin C-Peptide (31-63), porcine

Cat. No.: HY-P2533

Proinsulin C-Peptide (31-63), porcine is a peptide fragment of the cleavage product porcine proinsulin.

RREAENPQAGAVELGGGLGGLQALALEGPPQKR

Purity: >98%
Clinical Data: No Development Reported
Size: 1 mg, 5 mg

Proinsulin C-Peptide (55-89), human

Cat. No.: HY-P1878

Proinsulin C-Peptide (55-89), human is a peptide fragment of the cleavage product of proinsulin.

RREAEDLQVGQVELGGGPGAGSLQPLALEGSLQKR

Purity: >98%
Clinical Data: No Development Reported
Size: 1 mg, 5 mg

Proinsulin C-peptide (human)

Cat. No.: HY-P1856

Proinsulin C-peptide (human) is a 31-amino-acid peptide that links the A and B chains of proinsulin, ensuring its correct folding, which is biologically active and modulates cellular function .

EAEDLQVGQVELGGGPGAGSLQPLALEGSLQ

Purity: >98%
Clinical Data: No Development Reported
Size: 1 mg, 5 mg

Prolactin Releasing Peptide (1-31), human

Cat. No.: HY-P1520

Prolactin Releasing Peptide (1-31), human is a high affinity **GPR10** ligand that cause the release of the prolactin. Human and rat Prolactin Releasing Peptide (1-31) binds to GPR10 with K_is of 1.03 and 0.33 nM, respectively.

SRTHRHSMEIRTPDINPAWYASRGIRPVGRF-NH_2

Purity: 99.96%
Clinical Data: No Development Reported
Size: 500 µg, 1 mg, 5 mg

Prolactin Releasing Peptide (12-31), human

Cat. No.: HY-P1530

Prolactin Releasing Peptide (12-31), human is a fragment of the prolactin releasing peptide (PrRP). Prolactin Releasing Peptide (1-31), human is a high affinity **GPR10** ligand that cause the release of the prolactin.

TPDINPAWYASRGIRPVGRF-NH_2

Purity: >98%
Clinical Data: No Development Reported
Size: 500 µg, 1 mg

Prolylleucine

(((Benzyloxy)carbonyl)-L-prolyl-D-leucine)

Cat. No.: HY-112173

Prolylleucine is a dipeptide containing branched-chain amino acids. Prolylleucine can affect the circadian rhythms and behaviour of animals.

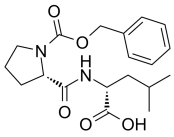

Purity: 99.82%
Clinical Data: No Development Reported
Size: 10 mM × 1 mL, 10 mg, 25 mg, 50 mg

Prosaptide Tx14(A)

Cat. No.: HY-P1342

Prosaptide Tx14(A), a prosaposin-derived peptide, is a potent **GPR37L1** and **GPR37** agonist with **EC_{50}**s of 5 and 7 nM, respectively. Prosaptide Tx14(A) increases both ERK1 and ERK2 phosphorylation in Schwann cells.

TALIDNNATEEILY

Purity: >98%
Clinical Data: No Development Reported
Size: 1 mg, 5 mg

Prosaptide Tx14(A) TFA

Cat. No.: HY-P1342A

Prosaptide Tx14(A) TFA, a prosaposin-derived peptide, is a potent **GPR37L1** and **GPR37** agonist with **EC_{50}**s of 5 and 7 nM, respectively. Prosaptide Tx14(A) TFA increases both ERK1 and ERK2 phosphorylation in Schwann cells.

TALIDNNATEEILY (TFA salt)

Purity: >98%
Clinical Data: No Development Reported
Size: 1 mg, 5 mg

Protamine sulfate

Cat. No.: HY-107911

Protamine sulfate, polycationic peptide and a antiheparin agent, could neutralize the anticoagulant action of heparin and enhances lipid-mediated gene transfer.

Protamine sulfate

Purity: >98%
Clinical Data: Launched
Size: 100 mg

Protease-Activated Receptor-1, PAR-1 Agonist

Cat. No.: HY-P2518

Protease-Activated Receptor-1, PAR-1 Agonist is a selective proteinase-activated receptor1 **(PAR-1)** agonist peptide. Protease-Activated Receptor-1, PAR-1 Agonist corresponds to PAR1 tethered ligand and which can selectively mimic theactions of thrombin via this receptor.

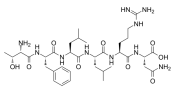

Purity: >98%
Clinical Data: No Development Reported
Size: 1 mg, 5 mg

Protease-Activated Receptor-1, PAR-1 Agonist TFA

Cat. No.: HY-P2518A

Protease-Activated Receptor-1, PAR-1 Agonist TFA is a selective proteinase-activated receptor1 **(PAR-1)** agonist peptide. Protease-Activated Receptor-1, PAR-1 Agonist TFA corresponds to PAR1 tethered ligand and which can selectively mimic theactions of thrombin via this receptor.

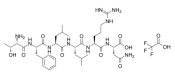

Purity: 99.08%
Clinical Data: No Development Reported
Size: 10 mg

Protease-Activated Receptor-2, amide

Cat. No.: HY-P0283

Protease-Activated Receptor-2, amide (SLIGKV-NH_2) is a highly potent protease-activated receptor-2 (PAR2) activating peptide.

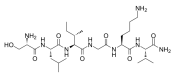

Purity: 98.48%
Clinical Data: No Development Reported
Size: 10 mM × 1 mL, 5 mg, 10 mg, 25 mg

Protease-Activated Receptor-3 (PAR-3) (1-6), human

Cat. No.: HY-P2519

Protease-Activated Receptor-3 (PAR-3) (1-6), human is a proteinase-activated receptor (**PAR-3**) agonist peptide.

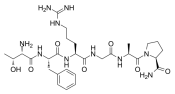

Purity: >98%
Clinical Data: No Development Reported
Size: 1 mg, 5 mg

Protease-Activated Receptor-3 (PAR-3) (1-6), human TFA

Cat. No.: HY-P2519A

Protease-Activated Receptor-3 (PAR-3) (1-6), human TFA is a proteinase-activated receptor (**PAR-3**) agonist peptide.

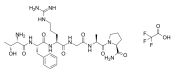

Purity: 98.85%
Clinical Data: No Development Reported
Size: 5 mg, 10 mg

Protease-Activated Receptor-4

Cat. No.: HY-P0297

Protease-Activated Receptor-4 is the agonist of **proteinase-activated receptor-4 (PAR4)**.

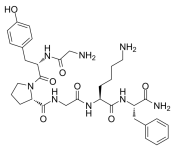

Purity: 98.14%
Clinical Data: No Development Reported
Size: 5 mg, 10 mg, 25 mg

Protein E7(43-62)

Cat. No.: HY-P2299

Protein E7(43-62) is an E7-derived peptide with anti-tumor effects (short peptide spanning the 43th to 62th amino acid residues in the E7 protein).

GQAEPDRAHYNIVTFCCKCD

Purity: >98%
Clinical Data: No Development Reported
Size: 1 mg, 5 mg

Protein E7(43-62) TFA

Cat. No.: HY-P2299A

Protein E7(43-62) TFA is an E7-derived peptide with anti-tumor effects (short peptide spanning the 43th to 62th amino acid residues in the E7 protein).

GQAEPDRAHYNIVTFCCKCD (TFA salt)

Purity: >98%
Clinical Data: No Development Reported
Size: 1 mg, 5 mg

Protein Kinase C (19-31)

(PKC (19-31))

Cat. No.: HY-P1746

Protein Kinase C (19-31), a peptide inhibitor of **protein kinase C (PKC)**, derived from the pseudo-substrate regulatory domain of PKCa (residues 19-31) with a serine at position 25 replacing the wild-type alanine, is used as protein kinase C substrate peptide for testing...

RFARKGALRQKNV

Purity: >98%
Clinical Data: No Development Reported
Size: 1 mg, 5 mg

Protein Kinase C (19-31) (TFA)

(PKC (19-31) (TFA))

Cat. No.: HY-P1746A

Protein Kinase C (19-31) TFA, a peptide inhibitor of **protein kinase C (PKC)**, derived from the pseudo-substrate regulatory domain of PKCa (residues 19-31) with a serine at position 25 replacing the wild-type alanine, is used as protein kinase C substrate peptide for testing...

RFARKGALRQKNV (TFA salt)

Purity: >98%
Clinical Data: No Development Reported
Size: 1 mg, 5 mg

Protein Kinase C (19-36)

Cat. No.: HY-P1401

Protein Kinase C (19-36) is a pseudosubstrate peptide inhibitor of **protein kinase C (PKC)**, with an **IC_{50}** of 0.18 μM.

RFARKGALRQKNVHEVKN

Purity: >98%
Clinical Data: No Development Reported
Size: 1 mg, 5 mg

Protein Kinase C Peptide Substrate

(PKCε; PRKCE ; Peptide Epsilon) **Cat. No.:** HY-P1803

Protein Kinase C Peptide Substrate is targeted to a specific cellular compartment in a manner dependent on second messengers and on specific adapter proteins in response to extracellular signals that activate G-protein-coupled receptors, tyrosine kinase receptors, or...

ERMRPRKRQGSVRRRV

Purity: >98%
Clinical Data: No Development Reported
Size: 1 mg, 5 mg

Protirelin

(Thyrotropin-releasing-hormone; TRH) **Cat. No.:** HY-P0002

Protirelin is a highly conserved neuropeptide that exerts the hormonal control of thyroid-stimulating hormone (TSH) levels as well as neuromodulatory functions.

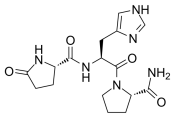

Purity: >98%
Clinical Data: Launched
Size: 1 mg, 5 mg

Protirelin acetate

(Thyrotropin-releasing-hormone acetate; TRH acetate) **Cat. No.:** HY-P0002A

Protirelin Acetate is a highly conserved neuropeptide that exerts the hormonal control of thyroid-stimulating hormone (TSH) levels as well as neuromodulatory functions.

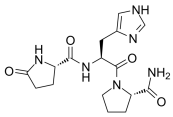

1.5 CH_3COOH

Purity: 99.98%
Clinical Data: Launched
Size: 10 mM × 1 mL, 10 mg, 50 mg, 100 mg

ProTx II

Cat. No.: HY-P1221

ProTx II is a selective blocker of **Nav1.7 sodium channels** with an IC_{50} of 0.3 nM, and is at least 100-fold selective for Nav1.7 over other sodium channel subtypes.

YCQKWMWTCDSERKCCEGMVCFLYCWLPCKNWLWDAwhite bridge:Cys-Cys,Cys-Cys,Cys-Cys,Cys-Cys

Purity: >98%
Clinical Data: No Development Reported
Size: 1 mg, 5 mg

ProTx-I

Cat. No.: HY-P1073

ProTx-I, a venom toxin of the tarantula Thrixopelma pruriens, is a potent, selective **$Ca_v3.1$ channel** blocker with IC_{50} values of 0.2 μM and 31.8 μM for **$hCa_v3.1$** and **$hCa_v3.2$** respectively.

ECRYWLGGCSAGQTCCKHLVCSRRHGWCVWDGTFS

Purity: >98%
Clinical Data: No Development Reported
Size: 1 mg, 5 mg

PrP 106-126

Cat. No.: HY-P0305

PrP (106-126) is a peptide corresponding to the prion protein (PrP) amyloidogenic region, and its biochemical properties resemble the infectious form of prion protein.

KTNMKHMAGAAAAGAVVGGLG

Purity: 95.22%
Clinical Data: No Development Reported
Size: 500 μg, 1 mg, 5 mg, 10 mg

PSA1 (141-150)

Cat. No.: HY-P1813

PSA1 (141-150), a prostate specific antigen 1 peptide, is used in the immunotherapy of cancer experiments.

FLTPKKLQCV

Purity: >98%
Clinical Data: No Development Reported
Size: 1 mg, 5 mg

Psalmotoxin 1

(PcTx1; Psalmopoeus cambridgei toxin-1) **Cat. No.:** HY-P1411

Psalmotoxin 1, a protein toxin from a tarantula, inhibits H^+-gated acid-sensing ion channel (ASIC1a).

ECCPKWKECVWRHGECCSELECWKWRWFEVCVPKTKT (Disulfide bridge: Cys-Cys,Cys-Cys,Cys-Cys,Cys-Cys)

Purity: 90.69%
Clinical Data: No Development Reported
Size: 100 μg

PSMα3

Cat. No.: HY-P2358

PSMα3 is a peptide for manipulating DCs to become tolerogenic for DC vaccination strategies.

(f)-Met-Glu-Phe-Val-Ala-Lys-Leu-Phe-Lys-Phe-Phe-Lys-Asp-Leu-Leu-Gly-Lys-Phe-Leu-Gly

Purity: >98%
Clinical Data: No Development Reported
Size: 1 mg, 5 mg

PSMα3 TFA

Cat. No.: HY-P2358A

PSMα3 TFA is a peptide for manipulating DCs to become tolerogenic for DC vaccination strategies.

(f)-Met-Glu-Phe-Val-Ala-Lys-Leu-Phe-Lys-Phe-Phe-Lys-Asp-Leu-Leu-Gly-Lys-Phe-Leu-Gly (TFA salt)

Purity: >98%
Clinical Data: No Development Reported
Size: 1 mg, 5 mg

PTD-p65-P1 Peptide

Cat. No.: HY-P1832

PTD-p65-P1 Peptide is a nuclear transcription factor **NF-kappaB** inhibitor, composed of a membrane-translocating peptide sequence generated from antennapedia (PTD) conjugated with p65-P1, which selectively inhibits activation induced by various inflammatory stimuli.

DRQIKIWFQNRRMKWKKQLRRPSDRELSE

Purity: >98%
Clinical Data: No Development Reported
Size: 1 mg, 5 mg

PTD-p65-P1 Peptide TFA

Cat. No.: HY-P1832A

PTD-p65-P1 Peptide TFA is a nuclear transcription factor **NF-kappaB** inhibitor, composed of a membrane-translocating peptide sequence generated from antennapedia (PTD) conjugated with p65-P1, which selectively inhibits activation induced by various inflammatory stimuli.

DRQIKIWFQNRRMKWKKQLRRPSDRELSE (TFA salt)

Purity: 96.33%
Clinical Data: No Development Reported
Size: 1 mg, 5 mg, 10 mg

PUMA BH3

Cat. No.: HY-P1562

PUMA BH3 is a p53 upregulated modulator of apoptosis (PUMA) BH3 domain peptide, acts as a direct activator of **Bak**, with a K_d of 26 nM.

EEQWAREIGAQLRRMADDLNAQYER

Purity: >98%
Clinical Data: No Development Reported
Size: 1 mg, 5 mg, 10 mg

PUMA BH3 TFA

Cat. No.: HY-P1562A

PUMA BH3 (TFA) is a p53 upregulated modulator of apoptosis (PUMA) BH3 domain peptide, acts as a direct activator of **Bak**, with a K_d of 26 nM.

EEQWAREIGAQLRRMADDLNAQYER (TFA salt)

Purity: >98%
Clinical Data: No Development Reported
Size: 1 mg, 5 mg

QL9

Cat. No.: HY-P0287

QL9 (QLSPFPFDL) is a high-affinity alloantigen for the 2C T cell receptor (TCR).

QLSPFPFDL

Purity: 98.49%
Clinical Data: No Development Reported
Size: 1 mg, 5 mg, 10 mg

Quinupristin mesylate

Cat. No.: HY-A0162A

Quinupristin mesylate is a streptogramin antibiotic. Quinupristin mesylate blocks peptide bond synthesis to prevent the extension of polypeptide chains and promote the detachment of incomplete protein chains in the bacterial ribosomal subunits.

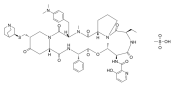

Purity: >98%
Clinical Data: No Development Reported
Size: 1 mg, 5 mg

R18 TFA

(PHCVPRDLSWLDLEANMCLP TFA)

Cat. No.: HY-P1039A

R18 TFA is a peptide antagonists of **14-3-3**, with a K_D of 70-90 nM. R18 efficiently blocks the binding of 14-3-3 to the kinase Raf-1, a physiological ligand of 14-3-3, and effectively abolished the protective role of 14-3-3 against phosphatase-induced inactivation of Raf-1.

PHCVPRDLSWLDLEANMCLP (TFA salt)

Purity: 98.35%
Clinical Data: No Development Reported
Size: 5 mg, 10 mg

R8-T198wt

Cat. No.: HY-P1404

R8-T198wt is a cell-permeable carboxyl-terminal $p27^{Kip1}$ peptide exhibits anti-tumor activity by inhibiting **Pim-1 kinase**.

GGGRRRRRRRRGCKKPGLRRRQT

Purity: >98%
Clinical Data: No Development Reported
Size: 1 mg, 5 mg

RA375

Cat. No.: HY-136563

RA375 is a **RPN13 (26S proteasome regulatory subunit)** inhibitor. RA375 activates UPR signaling, ROS production and apoptosis. RA375 exhibits ten-fold greater activity against cancer lines than RA190, reflecting its nitro ring substituents and the addition of a chloroacetamide warhead.

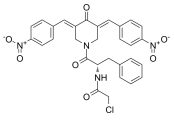

Purity: >98%
Clinical Data: No Development Reported
Size: 5 mg, 10 mg, 50 mg, 100 mg

Rabies Virus Glycoprotein

Cat. No.: HY-P0285

Rabies Virus Glycoprotein is a 29-amino-acid cell penetrating peptide derived from a rabies virus glycoprotein that can cross the blood-brain barrier (BBB) and enter brain cells.

YTIWMPENPRPGTPCDIFTNSRGKRASNG

Purity: >98%
Clinical Data: No Development Reported
Size: 1 mg, 5 mg

Rabies Virus Glycoprotein TFA

Cat. No.: HY-P0285A

Rabies Virus Glycoprotein (TFA) is a 29-amino-acid cell penetrating peptide derived from a rabies virus glycoprotein that can cross the blood-brain barrier (BBB) and enter brain cells.

YTIWMPENPRPGTPCDIFTNSRGKRASNG (TFA salt)

Purity: 99.0%
Clinical Data: No Development Reported
Size: 1 mg, 5 mg, 10 mg

Rac1 Inhibitor F56, control peptide

Cat. No.: HY-P1383

Rac1 Inhibitor F56, control peptide is a peptide containing residues 45-60 of Rac1. Rac1 Inhibitor F56, control peptide contains a Trp^{56} to Phe^{56} mutation. Rac1 Inhibitor F56, control peptide has no effect on Rac1 interaction with its guanine nucleotide exchange factors (GEFs).

MVDGKPVNLGLFDTAG

Purity: >98%
Clinical Data: No Development Reported
Size: 1 mg, 5 mg

Rac1 Inhibitor F56, control peptide TFA

Cat. No.: HY-P1383A

Rac1 Inhibitor F56, control peptide TFA is a peptide containing residues 45-60 of Rac1. Rac1 Inhibitor F56, control peptide TFA contains a Trp^{56} to Phe^{56} mutation.

MVDGKPVNLGLFDTAG

Purity: >98%
Clinical Data: No Development Reported
Size: 1 mg, 5 mg

Rac1 Inhibitor W56

Cat. No.: HY-P1382

Rac1 Inhibitor W56 is a peptide containing residues 45-60 of Rac1. Rac1 Inhibitor W56 inhibits Rac1 interaction with guanine nucleotide exchange factors TrioN, GEF-H1, and Tiam.

MVDGKPVNLGLWDTAG

Purity: >98%
Clinical Data: No Development Reported
Size: 1 mg, 5 mg

Rac1 Inhibitor W56 TFA

Cat. No.: HY-P1382A

Rac1 Inhibitor W56 TFA is a peptide containing residues 45-60 of Rac1. Rac1 Inhibitor W56 TFA inhibits Rac1 interaction with guanine nucleotide exchange factors TrioN, GEF-H1, and Tiam.

MVDGKPVNLGLWDTAG

Purity: >98%
Clinical Data: No Development Reported
Size: 1 mg, 5 mg

RAD16-I

Cat. No.: HY-P2632

RAD16-I, a soft nanofibrous self-assembling peptide, is a suitable microenvironment for human mesenchymal stem cells' (hMSC) proliferation and differentiation into chondrocytes.

Ac-RADARADARADARADA-NH_2

Purity: >98%
Clinical Data: No Development Reported
Size: 1 mg, 5 mg

RAD16-I hydrochloride

Cat. No.: HY-P2632A

RAD16-I hydrochloride, a soft nanofibrous self-assembling peptide, is a suitable microenvironment for human mesenchymal stem cells' (hMSC) proliferation and differentiation into chondrocytes.

Ac-RADARADARADARADA-NH_2 (HCl salt)

Purity: >98%
Clinical Data: No Development Reported
Size: 1 mg, 5 mg

RAGE antagonist peptide

Cat. No.: HY-P2268

RAGE antagonist peptide is an advanced glycation end products (RAGE) antagonist. RAGE antagonist peptide prevents RAGE from binding with several of its most important ligands, including HMGB-1, S100P, and S100A4.

Ac-ELKVLMEKEL-NH_2

Purity: >98%
Clinical Data: No Development Reported
Size: 1 mg, 5 mg

RAGE antagonist peptide TFA

Cat. No.: HY-P2268A

RAGE antagonist peptide TFA is an advanced glycation end products (RAGE) antagonist. RAGE antagonist peptide TFA prevents RAGE from binding with several of its most important ligands, including HMGB-1, S100P, and S100A4.

Ac-ELKVLMEKEL-NH_2 (TFA salt)

Purity: 99.04%
Clinical Data: No Development Reported
Size: 1 mg, 5 mg

Ramoplanin

Cat. No.: HY-129034

Ramoplanin is a broad-spectrum lipoglycodepsipeptide antibiotic derived from the Actinoplanes spp with with activity against gram-positive bacteria.

Ramoplanin

Purity: >98%
Clinical Data: No Development Reported
Size: 1 mg, 5 mg

Ramucirumab

Cat. No.: HY-P9920

Ramucirumab is a human **VEGFR-2** antagonist for the treatment of solid tumors. Ramucirumab is a recombinant human immunoglobulin G1 monoclonal antibody that binds to the extracellular binding domain of VEGFR-2 and prevents the binding of VEGFR ligands: VEGF-A, VEGF-C, and VEGF-D.

Ramucirumab

Purity: 99.40%
Clinical Data: Launched
Size: 1 mg, 5 mg, 25 mg, 50 mg

Rat CGRP-(8-37)

Cat. No.: HY-P0209

Rat CGRP-(8-37) (VTHRLAGLLSRSGGVVKDNFVPTNVGSEAF) is a highly selective **CGRP receptor** antagonist.

VTHRLAGLLSRSGGVVKDNFVPTNVGSEAF-NH_2

Purity: 98.54%
Clinical Data: No Development Reported
Size: 500 µg, 1 mg, 5 mg

RC-3095 TFA

Cat. No.: HY-P0107A

RC-3095 TFA is a selective **bombesin/gastrin** releasing peptide receptor (**GRPR**) antagonist. RC-3095 TFA exerts protective effects by reducing gastric oxidative injury in the arthritic mice.

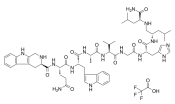

Purity: >98%
Clinical Data: No Development Reported
Size: 1 mg, 5 mg

rCRAMP (rat)

Cat. No.: HY-P2457

rCRAMP (rat) is the rat cathelin-related antimicrobial peptide. rCRAMP (rat) contributes to the antibacterial activity in rat brain peptide/protein extracts. rCRAMP (rat) is a potential key player in the innate immune system of rat CNS.

GLVRKGGEKFGEKLRKIGQKIKEFFQKLALEIEQ

Purity: >98%
Clinical Data: No Development Reported
Size: 1 mg, 5 mg

ReACp53

Cat. No.: HY-P0121

ReACp53 could inhibit p53 amyloid formation and rescue p53 function in cancer cell lines.

H-RRRRRRRRRRPILTRITLE-OH

Purity: 99.39%
Clinical Data: No Development Reported
Size: 1 mg, 5 mg, 10 mg, 25 mg, 50 mg

Relamorelin

(RM-131; BIM-28131)

Cat. No.: HY-19884

Relamorelin (RM-131), a Ghrelin analog, is a potent **ghrelin receptor** agonist, with a K_i of 0.42 nM for **GHS-1a**. Relamorelin can promote food intake and adiposity in mice. Relamorelin can be used for the research of cachexia, gastroparesis, and gastric/intestinal dysmobility disorders.

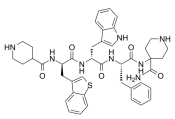

Purity: >98%
Clinical Data: No Development Reported
Size: 1 mg, 5 mg

Relamorelin acetate

(RM-131 acetate; BIM-28131 acetate)

Cat. No.: HY-19884A

Relamorelin (RM-131) acetate, a Ghrelin analog, is a potent **ghrelin receptor** agonist, with a K_i of 0.42 nM for **GHS-1a**. Relamorelin acetate can promote food intake and adiposity in mice.

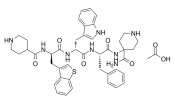

Purity: >98%
Clinical Data: No Development Reported
Size: 1 mg, 5 mg

Renin FRET Substrate I

Cat. No.: HY-P2492

Renin FRET Substrate I is a substrate of human renin. Renin FRET Substrate I is designed to incorporate the renin cleavage site that occurs in the N-terminal peptide of human angiotensinogen.

DABCYL-γ-(Abu)-IHPFHLVIHT-EDANS

Purity: >98%
Clinical Data: No Development Reported
Size: 1 mg, 5 mg

RETF-4NA

Cat. No.: HY-P1347

RETF-4NA, a chymase-specific substrate, is a sensitive and selective substrate for chymase when free or bound to α_2M.

Ac-RETF-pNA

Purity: >98%
Clinical Data: No Development Reported
Size: 1 mg, 5 mg

RETF-4NA TFA

Cat. No.: HY-P1347A

RETF-4NA TFA, a chymase-specific substrate, is a sensitive and selective substrate for chymase when free or bound to α_2M.

Ac-RETF-pNA (TFA salt)

Purity: 99.65%
Clinical Data: No Development Reported
Size: 5 mg, 10 mg

Retrobradykinin

Cat. No.: HY-P2039

Retrobradykinin has the reverse sequence of Bradykinin (HY-P0206). Retrobradykinin exhibits no kinin activity and can be used as a negative control for Bradykinin.

RFPSFGPPR

Purity: >98%
Clinical Data: No Development Reported
Size: 1 mg, 5 mg

RFRP-1(human)

Cat. No.: HY-P1428

RFRP-1(human) is a gonadotropin-inhibitory hormone (GnIH) homolog. RFRP-1(human) targets human gonadotropin-releasing hormone (GnRH) neurons and gonadotropes and potently inhibits **gonadotropin**.

MPHSFANLPLRF-NH_2

Purity: 99.32%
Clinical Data: No Development Reported
Size: 5 mg, 10 mg

RFRP-1(human) TFA

Cat. No.: HY-P1428A

RFRP-1(human) TFA is a potent endogenous NPFF receptor agonist (EC_{50} values are 0.0011 and 29 nM for NPFF2 and NPFF1, respectively). Attenuates contractile function of isolated rat and rabbit cardiac myocytes.

MPHSFANLPLRF-NH_2 (TFA salt)

Purity: >98%
Clinical Data: No Development Reported
Size: 1 mg, 5 mg

RFRP-3(human)

(Neuropeptide VF(124-131)(human))

Cat. No.: HY-P1250

RFRP-3 (Neuropeptide VF(124-131))(human), a human **GnIH peptide** homolog, is a potent inhibitor of **gonadotropin secretion** by inhibiting Ca^{2+} mobilization.

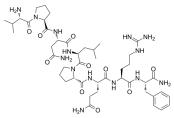

Purity: >98%
Clinical Data: No Development Reported
Size: 1 mg, 5 mg

RFRP-3(human) TFA

(Neuropeptide VF(124-131)(human) TFA)

Cat. No.: HY-P1250A

RFRP-3 (Neuropeptide VF(124-131))(human) TFA, a human **GnIH peptide** homolog, is a potent inhibitor of **gonadotropin secretion** by inhibiting Ca^{2+} mobilization.

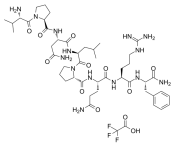

Purity: >98%
Clinical Data: No Development Reported
Size: 1 mg, 5 mg

RGD

Cat. No.: HY-P0278

RGD is a tripeptide that effectively triggers cell adhesion, addresses certain cell lines and elicits specific cell responses; binds to **integrins**.

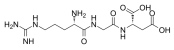

Purity: >98%
Clinical Data: Phase 2
Size: 1 mg, 5 mg

RGD peptide (GRGDNP)

Cat. No.: HY-P1740

RGD peptide (GRGDNP) acts as an inhibitor of integrin-ligand interactions and plays an important role in cell adhesion, migration, growth, and differentiation.

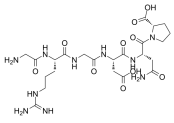

Purity: >98%
Clinical Data: No Development Reported
Size: 1 mg, 5 mg

RGD peptide (GRGDNP) (TFA)

Cat. No.: HY-P1740A

RGD peptide (GRGDNP) (TFA) acts as an inhibitor of integrin-ligand interactions and plays an important role in cell adhesion, migration, growth, and differentiation.

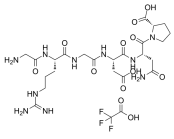

Purity: 98.80%
Clinical Data: No Development Reported
Size: 1 mg, 5 mg

RGD Trifluoroacetate

Cat. No.: HY-P0278A

RGD Trifluoroacetate is a tripeptide that effectively triggers cell adhesion, addresses certain cell lines and elicits specific cell responses; RGD Trifluoroacetate binds to **integrins**.

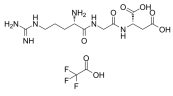

Purity: ≥98.0%
Clinical Data: No Development Reported
Size: 5 mg, 10 mg, 25 mg, 50 mg, 100 mg

Rhodopsin Epitope Tag

Cat. No.: HY-P1509

Rhodopsin Epitope Tag is a 9-amino acid peptide localized within the C-terminal region of bovine rhodopsin . Rhodopsin Epitope Tag is widely used as an epitope tag and can be recognized by a number of anti-rhodopsin antibodies.

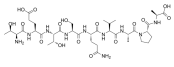

Purity: 99.97%
Clinical Data: No Development Reported
Size: 1 mg, 5 mg, 10 mg

RLLFT-NH2

Cat. No.: HY-P1311

RLLFT-NH2 is a reversed amino acid sequence negative control peptide for TFLLR-NH2.

RLLFT-NH_2

Purity: >98%
Clinical Data: No Development Reported
Size: 1 mg, 5 mg

RLLFT-NH2 TFA

Cat. No.: HY-P1311A

RLLFT-NH2 TFA is a reversed amino acid sequence negative control peptide for TFLLR-NH2.

RLLFT-NH_2 (TFA salt)

Purity: >98%
Clinical Data: No Development Reported
Size: 1 mg, 5 mg

RNAIII-inhibiting peptide(TFA)

Cat. No.: HY-P1452A

RNAIII-inhibiting peptide(TFA) is a potent inhibitor of Staphylococcus aureus, effective in the diseases such as cellulitis, keratitis, septic arthritis, osteomylitis and mastitis.

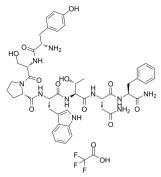

Purity: 99.86%
Clinical Data: No Development Reported
Size: 1 mg, 5 mg

RO27-3225 TFA

Cat. No.: HY-P2242A

RO27-3225 TFA is potent and selective **melanocortin 4 receptor (MC4R)** agonist with an **EC_{50}** of 1 nM and 8 nM for **MC4R** and MC1R, respectively. RO27-3225 TFA shows ~30-fold selectivity for **MC4R** over MC3R. RO27-3225 TFA has neuroprotective and anti-inflammatory effects.

Oxobutyl-HFRW-{Sar}-NH_2 (TFA salt)

Purity: 98.97%
Clinical Data: No Development Reported
Size: 10 mM × 1 mL, 5 mg, 10 mg, 50 mg

RS 09

Cat. No.: HY-P1439

RS09 is a LPS peptide mimic serves as a candidate to be considered as a new class of TLR4 agonist adjuvant. RS09 increases antibody production in a vaccine setting.

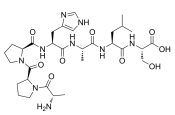

Purity: >98%
Clinical Data: No Development Reported
Size: 1 mg, 5 mg

Rusalatide acetate

(TP508 amide acetate)

Cat. No.: HY-105069A

Rusalatide acetate (TP508 amide acetate), a regenerative peptide, mitigates radiation-induced gastrointestinal damage by activating stem cells and preserving crypt integrity.

AGYKPDEGKRGDACEGDSGGPFV-NH_2 (acetate salt)

Purity: 98.26%
Clinical Data: No Development Reported
Size: 10 mM × 1 mL, 1 mg, 5 mg

RVD-Hpα

Cat. No.: HY-P1397

RVD-Hpα, an α-hemoglobin-derived peptide containing three additional amino acids, is a **CB1 cannabinoid receptor** agonist. RVD-Hpα is a positive allosteric modulator of cannabinoid receptor 2.

RVDPVNFKLLSH

Purity: >98%
Clinical Data: No Development Reported
Size: 1 mg, 5 mg

RVD-Hpα TFA

Cat. No.: HY-P1397A

RVD-Hpα TFA is the N-terminally extended form of human hemopressin that acts as a selective **CB1 receptor** agonist. RVD-Hpα TFA increases intracellular Ca^{2+} levels in cells expressing CB1 receptors in vitro. RVD-Hpα TFA also high affinity CB2 positive allosteric modulator (K_i=50 nM).

RVDPVNFKLLSH

Purity: >98%
Clinical Data: No Development Reported
Size: 1 mg, 5 mg

S Tag Peptide

Cat. No.: HY-P0326

S Tag Peptide is a 15 amino acid peptide derived from RNase A.

KETAAAKFERQHMDS

Purity: >98%
Clinical Data: No Development Reported
Size: 1 mg, 5 mg, 10 mg

S12

Cat. No.: HY-P2361

S12 is a mutant RAS peptide containing the Gly (G) to Ser (S12) substitution. The sequence of the peptide is KLVVVGASGVGKS.

Lys-Leu-Val-Val-Val-Gly-Ala-Ser-Gly-Val-Gly-Lys-Ser

Purity: >98%
Clinical Data: No Development Reported
Size: 1 mg, 5 mg

S12 TFA

Cat. No.: HY-P2361A

G12 (Ras 5-17) is a wild-type Ras peptide consisted of amino acids 5-17 (KLVVVGAGGVGKS). G12 can be used as a control of mutant Ras peptides studies (such V12).

Lys-Leu-Val-Val-Val-Gly-Ala-Ser-Gly-Val-Gly-Lys-Ser (TFA salt)

Purity: >98%
Clinical Data: No Development Reported
Size: 1 mg, 5 mg

S961

Cat. No.: HY-P2093

S961 is an high-affinity and selective **insulin receptor** (**IR**) antagonist with **IC_{50}**s of 0.048, 0.027, and 630 nM for HIR-A, HIR-B, and human insulin-like growth factor I receptor (HIGF-IR) in SPA-assay, respectively.

GSLDESFTVWFERQLGSGSGSSSLEEEWAQIQCEVWGRGCPSY (Disulfide bridge: Cys_{11}-Cys_{41})

Purity: >98%
Clinical Data: No Development Reported
Size: 1 mg, 5 mg

S961 acetate

Cat. No.: HY-P2093B

S961 acetate is an high-affinity and selective **insulin receptor** (**IR**) antagonist with **IC_{50}**s of 0.048, 0.027, and 630 nM for HIR-A, HIR-B, and human insulin-like growth factor I receptor (HIGF-IR) in SPA-assay, respectively.

GSLDESFTVWFERQLGSGSGSSSLEEEWAQIQCEVWGRGCPSY (Disulfide bridge: Cys_{11}-Cys_{41}) (Acetate salt)

Purity: 99.52%
Clinical Data: No Development Reported
Size: 5 mg

S961 TFA

Cat. No.: HY-P2093A

S961 TFA is an high-affinity and selective **insulin receptor** (**IR**) antagonist with **IC_{50}**s of 0.048, 0.027, and 630 nM for HIR-A, HIR-B, and human insulin-like growth factor I receptor (HIGF-IR) in SPA-assay, respectively.

GSLDESFTVWFERQLGSGSGSSSLEEEWAQIQCEVWGRGCPSY (Disulfide bridge: Cys_{11}-Cys_{41}) (TFA salt)

Purity: 97.60%
Clinical Data: No Development Reported
Size: 1 mg, 5 mg, 10 mg

SAH-SOS1A

Cat. No.: HY-P2265

SAH-SOS1A is a peptide-based **SOS1/KRAS** protein interaction inhibitor.

RRRFTG(Aaa)LTN(Aaa)LKTEEGN (Covalent bridge:Aaa_5-Aaa_{11})

Purity: >98%
Clinical Data: No Development Reported
Size: 1 mg, 5 mg

SAH-SOS1A TFA

Cat. No.: HY-P2265A

SAH-SOS1A TFA is a peptide-based **SOS1/KRAS** protein interaction inhibitor. SAH-SOS1A TFA binds to wild-type and mutant KRAS (G12D, G12V, G12C, G12S, and Q61H) with nanomolar affinity (**EC_{50}**=106-175 nM) and directly and independently blocks nucleotide association.

RRRFTG(Aaa)LTN(Aaa)LKTEEGN (Covalent bridge:Aaa_5-Aaa_{11}) (TFA salt)

Purity: 99.00%
Clinical Data: No Development Reported
Size: 5 mg, 10 mg

SAHM1

Cat. No.: HY-P2203

SAHM1, a peptide mimetic of a dominant negative form of mastermind-like (MAML), inhibits canonical **Notch** transcription complex formation. SAHM1 can be used for the research of allergic airway inflammation in mice.

(Bal)ERLRRRI(Aaa)LCR(Aaa)HHST (Covalent bridge:Aaa_9-Aaa_{13})

Purity: >98%
Clinical Data: No Development Reported
Size: 1 mg, 5 mg

SAHM1 TFA

Cat. No.: HY-P2203A

SAHM1 TFA is a Notch pathway inhibitor. SAHM1 TFA stabilizes hydrocarbon-stapled alpha helical peptide. SAHM1 TFA targets the protein-protein interface and prevents Notch complex assembly.

(Bal)ERLRRRI(Aaa)LCR(Aaa)HHST (Covalent bridge:Aaa_9-Aaa_{13}) (TFA salt)

Purity: >98%
Clinical Data: No Development Reported
Size: 1 mg, 5 mg

Sakamototide substrate peptide TFA

Cat. No.: HY-P1797A

Sakamototide substrate peptide TFA is a peptide substrate for members of the AMPK family of kinases, used in kinase activity assays.

ALNRTSSDSALHRRR (TFA salt)

Purity: 98.13%
Clinical Data: No Development Reported
Size: 10 mM × 1 mL, 5 mg, 10 mg

SAMS

Cat. No.: HY-P0136

SAMS peptide is a specific substrate for the AMP-activated protein kinase (**AMPK**).

HMRSAMSGLHLVKRR-NH_2

Purity: >98%
Clinical Data: No Development Reported
Size: 1 mg, 5 mg, 10 mg

Sarafotoxin S6a TFA

Cat. No.: HY-P1112A

Sarafotoxin S6a TFA , a sarafotoxin analogue, is a **endothelin receptor** agonist and has an ET_A/ET_B selectivity profile similar to that of Endothelin-3 (HY-P0204). Sarafotoxin S6a TFA elicits the pig coronary artery with an EC_{50} value of 7.5 nM.

CSCKDMTDKECLNFCHQDVIW (Disulfide bridge: Cys_1-Cys_{15}, Cys_3-Cys_{11}) (TFA salt)

Purity: >98%
Clinical Data: No Development Reported
Size: 1 mg, 5 mg

Saralasin TFA

([Sar1,Ala8] Angiotensin II TFA)

Cat. No.: HY-P0205B

Saralasin ([Sar1,Ala8] Angiotensin II) TFA is a competitive **angiotensin II** antagonist. Saralasin TFA is used to identify renin-dependent (angiotensinogenic) hypertension.

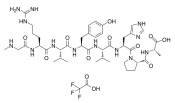

Purity: 99.18%
Clinical Data: Launched
Size: 10 mM × 1 mL, 5 mg, 10 mg

Sauvagine

Cat. No.: HY-P1298

Sauvagine, a 40-amino-acid neuropeptide from the skin of the frog, is a **mammalian CRF** agonist. Sauvagine is effective at releasing ACTH from rat pituitary cells. Sauvagine possesses a number of pharmacological actions on diuresis, the cardiovascular system and endocrine glands.

(Pyr)GPPISIDLSLELLRKMEIEKQEKEKQQAANNRLLLDTI-NH_2

Purity: >98%
Clinical Data: No Development Reported
Size: 1 mg, 5 mg

Sauvagine TFA

Cat. No.: HY-P1298A

Sauvagine TFA, a 40-amino-acid neuropeptide from the skin of the frog, is a **mammalian CRF** agonist. Sauvagine TFA is effective at releasing ACTH from rat pituitary cells.

(Pyr)GPPISIDLSLELLRKMEIEKQEKEKQQAANNRLLLDTI-NH_2 (TFA salt)

Purity: 95.17%
Clinical Data: No Development Reported
Size: 5 mg

Scrambled TRAP Fragment

Cat. No.: HY-P2517

Scrambled TRAP Fragment is a scrambled sequence of TRAP Fragment. Scrambled TRAP Fragment with a random sequence of the amino acids that are the same as the active fragment. Scrambled TRAP Fragment usually used as a negative control.

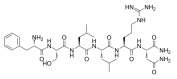

Purity: >98%
Clinical Data: No Development Reported
Size: 1 mg, 5 mg

Scyliorhinin II

Cat. No.: HY-P1588

Scyliorhinin II is a selective **neurokinin-3 receptor** agonist, with a K_i of 2.5 nM for neurokinin-3 receptor in rat cerebral cortex.

FTDNYTRLRKQMAVKKYLNSILN-NH_2

Purity: >98%
Clinical Data: No Development Reported
Size: 1 mg, 5 mg, 10 mg, 25 mg

SDV-Exendin-3/4

Cat. No.: HY-P1227

SDV-Exendin-3/4 is a 32-amino acid peptide.

SDVSKQMEEEAVRLFIEWLKNGGPSSGAPPPS

Purity: 95.96%
Clinical Data: No Development Reported
Size: 1 mg, 5 mg

SEB Domain (144-153)

Cat. No.: HY-P1900

SEB Domain 144-153 is Staphylococcal Enterotoxin B domain amino acid residue 144-153. Staphylococcal enterotoxin B (SEB) is a toxin produced by Staphylococcus aureus.

KKKVTAQELD

Purity: >98%
Clinical Data: No Development Reported
Size: 1 mg, 5 mg

SEB Domain (144-153) (TFA)

Cat. No.: HY-P1900A

SEB Domain 144-153 TFA is Staphylococcal Enterotoxin B domain amino acid residue 144-153. Staphylococcal enterotoxin B (SEB) is a toxin produced by Staphylococcus aureus.

KKKVTAQELD (TFA salt)

Purity: 98.21%
Clinical Data: No Development Reported
Size: 1 mg, 5 mg, 10 mg

Secretin (28-54), human

(Human secretin)

Cat. No.: HY-P1465

Secretin (28-54), human is a 27-amino acid residue C-terminally amidated peptide, which acts on **human secretin receptors**.

HSDGTFTSELSRLREGARLQRLLQGLV-NH_2

Purity: >98%
Clinical Data: Launched
Size: 5 mg

Secretin (28-54), human TFA

(Human secretin TFA)

Cat. No.: HY-P1465A

Secretin (28-54), human TFA is a 27-amino acid residue C-terminally amidated peptide, which acts on **human secretin receptors**.

HSDGTFTSELSRLREGARLQRLLQGLV-NH_2 (TFA salt)

Purity: 97.12%
Clinical Data: Launched
Size: 1 mg, 5 mg

Secretin (33-59), rat

(Secretin (rat))

Cat. No.: HY-P1244

Secretin (33-59), rat is a 27-aa peptide, acts on **secretin receptor**, enhances the secretion of bicarbonate, enzymes, and K^+ from the pancreas.

HSDGTFTSELSRLQDSARLQRLLQGLV-NH_2

Purity: >98%
Clinical Data: No Development Reported
Size: 1 mg, 5 mg

Secretin (33-59), rat TFA

(Secretin (rat) (TFA))

Cat. No.: HY-P1244A

Secretin (33-59), rat (TFA) is a 27-aa peptide, which acts on **secretin receptor**, and enhances the secretion of bicarbonate, enzymes, and K^+ from the pancreas.

HSDGTFTSELSRLQDSARLQRLLQGLV-NH_2 (TFA salt)

Purity: 96.92%
Clinical Data: No Development Reported
Size: 1 mg, 5 mg

Secretin, canine

Cat. No.: HY-P1784

Secretin, canine is an endocrine hormone that stimulates the secretion of bicarbonate-rich pancreatic fluids. Secretin, canine can regulates gastric chief cell function and paracellular permeability in canine gastric monolayers by a Src kinase-dependent pathway.

HSDGTFTSELSRLRESARLQRLLQGLV-NH_2

Purity: >98%
Clinical Data: No Development Reported
Size: 1 mg, 5 mg

Secretin, porcine

(Porcine secretin acetate)

Cat. No.: HY-P1535

Secretin, porcine (Porcine secretin acetate) is a 27-amino acid peptide, acting on pancreatic acinar cells and ductal epithelial cells stimulating the production of bicarbonate rich fluid.

HSDGTFTSELSRLRDSARLQRLLQGLV-NH_2

Purity: >98%
Clinical Data: No Development Reported
Size: 1 mg, 5 mg

Secretin, porcine TFA

(Porcine secretin TFA)

Cat. No.: HY-P1535A

Secretin, porcine TFA (Porcine secretin TFA) is a 27-amino acid peptide, acting on pancreatic acinar cells and ductal epithelial cells stimulating the production of bicarbonate rich fluid.

HSDGTFTSELSRLRDSARLQRLLQGLV-NH_2 (TFA salt)

Purity: >98%
Clinical Data: No Development Reported
Size: 1 mg, 5 mg

Secretoneurin, rat

Cat. No.: HY-P1764

Secretoneurin, rat, a 33-amino acid polypeptide, is generated by proteolytic processing of secretogranin II (SgII).

TNEIVEEQYTPQSLATLESVFQELGKLTGPSNQ

Purity: >98%
Clinical Data: No Development Reported
Size: 1 mg, 5 mg

Segetalin B

Cat. No.: HY-107245

Segetalin B, a cyclopentapeptide from Vaccaria segetalis, possesses estrogen-like activity.

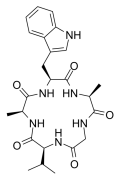

Purity: >98%
Clinical Data: No Development Reported
Size: 1 mg, 5 mg

sgp91 ds-tat Peptide 2, scrambled

Cat. No.: HY-P1908

sgp91 ds-tat Peptide 2, scrambled is a scrambled sequence of NADPH oxidase inhibitor gp91 ds-tat peptide.

RKKRRQRRRCLRITRQSR-NH_2

Purity: >98%
Clinical Data: No Development Reported
Size: 1 mg, 5 mg

Shepherdin (79-87)

Cat. No.: HY-P1750

Shepherdin (79-87) is amino acids 79 to 87 fragment of Shepherdin. Shepherdin is a peptidomimetic antagonist of the complex between Hsp90 and Survivin. Anticancer activity.

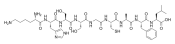

Purity: >98%
Clinical Data: No Development Reported
Size: 1 mg, 5 mg

ShK-Dap22 TFA

Cat. No.: HY-P1274A

ShK-Dap22 TFA is a potent **Kv1.3**-specific immunosuppressive Polypeptide. ShK-Dap22 TFA is a selective Kv1.3 channel blocker with IC_{50}s of 23 pM, 1.8 nM, 10.5 nM, 37 nM, and 39 nM for mKv1.3, mKv1.1, hKv1.6, mKv1.4, and rKv1.2 channels, respectively.

Purity: >98%
Clinical Data: No Development Reported
Size: 1 mg, 5 mg

SIYRY

Cat. No.: HY-P1804

SIYRY is a K^b-restricted epitope peptide.

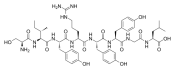

Purity: >98%
Clinical Data: No Development Reported
Size: 1 mg, 5 mg

SKF 100398

(d(CH2)5Tyr(Et)VAVP)

Cat. No.: HY-P3066

SKF 100398 (d(CH2)5Tyr(Et)VAVP), an arginine vasopressin (AVP) analogue, is a specific antagonist of the antidiuretic effect of exogenous and endogenous **AVP**.

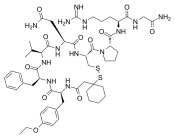

Purity: ≥98.0%
Clinical Data: No Development Reported
Size: 1 mg, 5 mg

SLIGRL-NH2

(Protease-Activated Receptor-2 Activating Peptide)

Cat. No.: HY-P1308

SLIGRL-NH2 (Protease-Activated Receptor-2 Activating Peptide) is an agonist of Protease-Activated Receptor-2 (**PAR-2**).

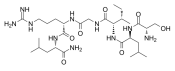

Purity: 99.66%
Clinical Data: No Development Reported
Size: 10 mM × 1 mL, 1 mg, 5 mg, 10 mg

SLIGRL-NH2 TFA

(Protease-Activated Receptor-2 Activating Peptide TFA)

Cat. No.: HY-P1308A

SLIGRL-NH2 TFA (Protease-Activated Receptor-2 Activating Peptide TFA) is an agonist of Protease-Activated Receptor-2 (**PAR-2**).

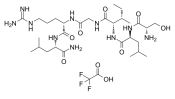

Purity: >98%
Clinical Data: No Development Reported
Size: 1 mg, 5 mg

SLLK, Control Peptide for TSP1 Inhibitor

Cat. No.: HY-P0301

SLLK, Control Peptide for TSP1 Inhibitor is a control peptide for LSKL (leucine-serine-lysine-leucine).

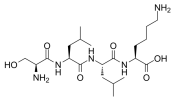

Purity: >98%
Clinical Data: No Development Reported
Size: 1 mg, 5 mg

SLLK, Control Peptide for TSP1 Inhibitor(TFA)

Cat. No.: HY-P0301A

SLLK, Control Peptide for TSP1 Inhibitor (TFA) is a control peptide for **LSKL**, which is a Thrombospondin (TSP-1) inhibitor.

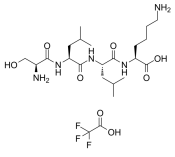

Purity: 98.80%
Clinical Data: No Development Reported
Size: 1 mg, 5 mg, 10 mg

Small Cardioactive Peptide B (SCPB)

Cat. No.: HY-P1495

Small Cardioactive Peptide B (SCP_B), a neurally active peptide, stimulates **adenylate cyclase** activity in particulate fractions of both heart and gill tissues with **EC_{50}**s of 0.1 and 1.0 μM, respectively.

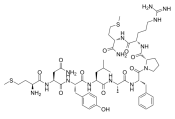

Purity: 98.10%
Clinical Data: No Development Reported
Size: 1 mg, 5 mg, 10 mg

SMAP-29

Cat. No.: HY-P2460

SMAP-29, a promising **antiinfective** agent, is a broad spectrum antibacterial and antifungal α-helical cathelicidin-derived peptide. SMAP-29 acts by permeabilizing bacterial membranes and inducing remarkable changes in the surface morphology of susceptible microorganism.

RGLRRLGRKIAHGVKKYGPTVLRIIRIAG

Purity: >98%
Clinical Data: No Development Reported
Size: 1 mg, 5 mg

Smcy HY Peptide (738-746)

Cat. No.: HY-P1899

Smcy HY Peptide (738-746) is a H2-D^b-restricted peptide corresponding to amino acids 738-746 of Smcy protein.

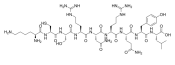

Purity: >98%
Clinical Data: No Development Reported
Size: 1 mg, 5 mg

SN52

Cat. No.: HY-P3229

SN52 is a potent, competitive, and cell-permeable inhibitor of **NF-κB2**. SN52 is a variant of the SN50 peptide and inhibits the nuclear translocation of **p52-RelB** heterodimers. SN52 has a strong radiosensitization effect on prostate cancer cells.

AAVALLPAVLLALLAPVQRKRRKALP

Purity: 98.58%
Clinical Data: No Development Reported
Size: 1 mg, 5 mg, 10 mg

SNAP-25 (187-203)

Cat. No.: HY-P1820

SNAP-25 (187-203), a peptide corresponding to residues 187–203 of SNAP-25, is a substrate for botulinum neurotoxin (BoNT)/A and can be used as a substrate for quantifying the activity of BoNT/C1(1-430) .

Ac-SNKTRIDEANQRATKML-NH_2

Purity: >98%
Clinical Data: No Development Reported
Size: 1 mg, 5 mg

SNX-482

Cat. No.: HY-P1074

SNX-482, a peptidyl toxin of the spider Hysterocrates gigas, is a potent, high affinity, selective and voltage-dependent R-type **Ca_V2.3 channel** blocker with an **IC_{50}** of 30 nM. SNX-482 has antinociceptive effect.

GVDKAGCRYMFGGCSVNDDCCPRLGCHSLFSYCAWDLTFSD (Disulfide bridge: Cys1-Cys$_{15}$, Cys$_{8}$-Cys$_{22}$, Cys$_{14}$-Cys$_{28}$, Cys$_{21}$-Cys$_{35}$)

Purity: >98%
Clinical Data: No Development Reported
Size: 1 mg, 5 mg

Somatostatin

Cat. No.: HY-P0015

Somatostatin is a tetradecapeptide which can suppress the growth hormone (GH) secretion and control the pituitary hormone secretion in human CNS.

Somatostatin

Purity: 99.41%
Clinical Data: Phase 4
Size: 1 mg, 5 mg

Somatostatin-25

Cat. No.: HY-P1547

Somatostatin-25 is a endogenous neuropeptide hormone that shows inhibitory activity against secretion of growth hormone.

SNPAMAPRERKAGCKNFFWKTFTSC (Disulfide bridge: Cys$_{14}$-Cys$_{25}$)

Purity: >98%
Clinical Data: No Development Reported
Size: 500 μg, 1 mg, 5 mg

Somatostatin-28 (1-12)

(1-12-Somatostatin-28)

Cat. No.: HY-P1557

Somatostatin-28 (1-12) is a somatostatin fragment that is monitored in brain tissue to track processing of somatostatin.

SANSNPAMAPRE

Purity: >98%
Clinical Data: No Development Reported
Size: 1 mg, 5 mg, 10 mg

Somatostatin-28 (1-14)

Cat. No.: HY-P1499

Somatostatin-28 (1-14) is an N-terminal fragment of the neuropeptide somatostatin-28.

SANSNPAMAPRERK

Purity: >98%
Clinical Data: No Development Reported
Size: 1 mg, 5 mg, 10 mg

SPACE peptide

Cat. No.: HY-P0123

SPACE peptide is a skin penetrating peptide (SPPs). SPACE peptide can enhance topical delivery of a macromolecule, hyaluronic acid.

AC-TGSTQHQ-CG(Disulfide bridge: Cys2-Cys10)

Purity: 98.86%
Clinical Data: No Development Reported
Size: 10 mM × 1 mL, 5 mg, 10 mg, 25 mg, 50 mg

Spadin

Cat. No.: HY-P1422

Spadin, a natural peptide derived from a propeptide released in blood, is able to block the **TREK-1** (KCNK2 or K_{2P}2.1) channel activity. Spadin binds specifically to TREK-1 with an affinity of 10 nM. Spadin is an efficient antidepressant in mice.

YAPLPRWSGPIGVSWGLR

Purity: >98%
Clinical Data: No Development Reported
Size: 1 mg, 5 mg

Spadin TFA

Cat. No.: HY-P1422A

Spadin TFA, a natural peptide derived from a propeptide released in blood, is able to block the **TREK-1** (KCNK2 or K_{2P}2.1) channel activity. Spadin TFA binds specifically to TREK-1 with an affinity of 10 nM. Spadin TFA is an efficient antidepressant in mice.

YAPLPRWSGPIGVSWGLR (TFA salt)

Purity: 99.73%
Clinical Data: No Development Reported
Size: 1 mg, 5 mg

Spantide I

Cat. No.: HY-P1194

Spantide I, a substance P analog, is a selective **NK_1 receptor** antagonist, with **K_i** values of 230 nM and 8150 nM for NK_1 and NK_2 receptor, respectively.

RPKPQQWFWLL-NH_2

Purity: >98%
Clinical Data: No Development Reported
Size: 1 mg, 5 mg

Spantide I TFA

Cat. No.: HY-P1194A

Spantide I TFA, a substance P analog, is a selective **NK_1 receptor** antagonist, with **K_i** values of 230 nM and 8150 nM for NK_1 and NK_2 receptor, respectively.

RPKPQQWFWLL-NH_2 (TFA salt)

Purity: >98%
Clinical Data: No Development Reported
Size: 1 mg, 5 mg

Speract

Cat. No.: HY-P0245

Speract, a sea urchin egg peptide that regulates sperm motility, also stimulates sperm mitochondrial metabolism.

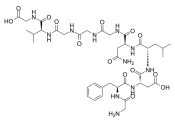

Purity: >98%
Clinical Data: No Development Reported
Size: 1 mg, 5 mg, 10 mg

Spexin TFA

(Neuropeptide Q TFA)

Cat. No.: HY-P1723A

Spexin TFA is a potent galanin receptor 2/3 (GAL2/GAL3) agonist (EC_{50} values are 45.7 and 112.2 nM, respectively). Spexin TFA exhibits no significant activity at galanin receptor 1.

NWTPQAMLYLKGAQ-NH_2 (TFA salt)

Purity: >98%
Clinical Data: No Development Reported
Size: 1 mg, 5 mg

Sphistin Synthetic Peptide(12-38,Fitc in N-Terminal-Fluorescently Labeled Peptide)

Cat. No.: HY-P1459

Sphistin Synthetic Peptide (12-38, Fitc in N-Terminal-Fluorescently Labeled Peptide) is a truncated fragments of Sphistin Synthetic Peptide that shows potent **antimicrobial** activity.

FITC-KAKAKAVSRSARAGLQFPVGRIHRHLK

Purity: >98%
Clinical Data: No Development Reported
Size: 1 mg, 5 mg

Spinorphin TFA

(LVV-hemorphin-4 TFA)

Cat. No.: HY-P1044A

Spinorphin TFA is an inhibitor of enkephalin-degrading enzymes. Spinorphin inhibits aminopeptidase, dipeptidyl aminopeptidase III, angiotensin-converting enzyme and enkephalinase. Spinorphin possesses an antinociceptive effect.

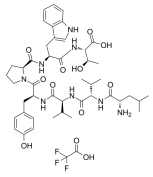

Purity: >98%
Clinical Data: No Development Reported
Size: 1 mg, 5 mg

Splenopentin diacetate

Cat. No.: HY-P0085

Splenopentin diacetate is a synthetic immunomodulating pentapeptide corresponding to the residues 32-36 of the splenic hormone splenin.

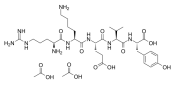

Purity: >98%
Clinical Data: No Development Reported
Size: 1 mg, 5 mg

SPR741

(NAB741)

Cat. No.: HY-P1649

SPR741 (NAB741) is a cationic peptide derived from polymyxin B and is a potentiator molecule. SPR741 increases the permeability of the outer membrane of Gram-negative **bacteria** and is used to treat severe Gram-negative **bacteria** infections.

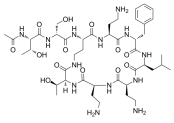

Purity: >98%
Clinical Data: Phase 1
Size: 1 mg, 5 mg

SPR741 TFA

(NAB741 TFA)

Cat. No.: HY-P1649A

SPR741 TFA (NAB741 TFA) is a cationic peptide derived from polymyxin B and is a potentiator molecule. SPR741 TFA increases the permeability of the outer membrane of Gram-negative **bacteria** and is used to treat severe Gram-negative **bacteria** infections.

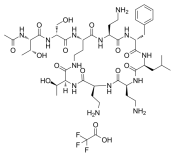

Purity: >98%
Clinical Data: Phase 1
Size: 1 mg, 5 mg

Src Optimal Peptide Substrate

Cat. No.: HY-P2513

Src Optimal Peptide Substrate is a highly specific Src substrate. Src Optimal Peptide Substrate can used to measure the Src activity.

AEEEIYGEFEAKKKK

Purity: >98%
Clinical Data: No Development Reported
Size: 1 mg, 5 mg

STAD 2

Cat. No.: HY-P2261

STAD 2 is a potent and selective disruptor of **PKA-RII**, with a K_d of 6.2 nM. STAD 2 disrupts interactions between PKA and **AKAP** in an isoform-selective manner. STAD 2 displays antimalarial activity through a PKA-independent mechanism.

KKLAKFLVS(Aaa)ALK(Aaa)ALK (Covalent bridge:Aaa_{10}-Aaa_{14})

Purity: >98%
Clinical Data: No Development Reported
Size: 1 mg, 5 mg

STh

Cat. No.: HY-P2695

STh, an Escherichia coli heat-stable toxin, is a 19 amino acid polypeptide encompassing three disulfide bridges. STh is an antigen of interest in the search for a broad coverage enterotoxigenic Escherichia coli (ETEC) vaccine.

NSSNYCCELCCNPACTGCY
(Disulfide bridge:Cys 6-11;Cys 7-15;Cys 10-18)

Purity: 98.88%
Clinical Data: No Development Reported
Size: 1 mg

STIEEQAKTFLDKFNHEAEDLFYQSSLASWN

Cat. No.: HY-P3141

STIEEQAKTFLDKFNHEAEDLFYQSSLASWN, an angiotensin-converting enzyme 2 (ACE2) related peptide, can be used to study the function of ACE2.

STIEEQAKTFLDKFNHEAEDLFYQSSLASWN

Purity: 95.28%
Clinical Data: No Development Reported
Size: 5 mg, 10 mg

Substance P
(Neurokinin P)

Cat. No.: HY-P0201

Substance P (Neurokinin P) is a neuropeptide, acting as a neurotransmitter and as a neuromodulator in the CNS. The endogenous receptor for substance P is **neurokinin 1 receptor** (**NK1-receptor**, **NK1R**).

RPKPQQFFGLM-NH_2

Purity: 99.60%
Clinical Data: Phase 4
Size: 1 mg, 5 mg, 10 mg, 25 mg

Substance P (1-9)

Cat. No.: HY-P1494

Substance P (1-9) is nonapeptide, which decreases the inactivation of substance P by the guinea-pig ileum and urinary bladder.

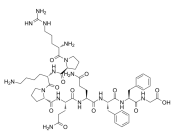

Purity: >98%
Clinical Data: No Development Reported
Size: 1 mg, 5 mg, 10 mg

Substance P (7-11)

Cat. No.: HY-P1492

Substance P (7-11) is a C-terminal fragment of Substance P which can cause an increase in the intracellular calcium concentration.

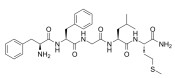

Purity: >98%
Clinical Data: No Development Reported
Size: 5 mg, 10 mg, 25 mg

Substance P TFA
(Neurokinin P TFA)

Cat. No.: HY-P0201A

Substance P TFA (Neurokinin P TFA) is a neuropeptide, acting as a neurotransmitter and as a neuromodulator in the CNS. The endogenous receptor for substance P is **neurokinin 1 receptor** (**NK1-receptor**, **NK1R**).

RPKPQQFFGLM-NH_2 (TFA salt)

Purity: 99.60%
Clinical Data: No Development Reported
Size: 1 mg, 5 mg, 10 mg, 25 mg

Substance P(1-7)

Cat. No.: HY-P1485

Substance P(1-7) is a fragment of the neuropeptide, substance P (SP). Substance P(1-7) gives depressor and bradycardic effects when applied to the nucleus tractus solitarius.

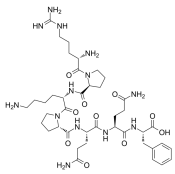

Purity: >98%
Clinical Data: No Development Reported
Size: 1 mg, 5 mg

Substance P(1-7) TFA

Cat. No.: HY-P1485A

Substance P(1-7) TFA is a fragment of the neuropeptide, substance P (SP). Substance P(1-7) TFA gives depressor and bradycardic effects when applied to the nucleus tractus solitarius.

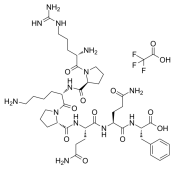

Purity: 99.86%
Clinical Data: No Development Reported
Size: 5 mg, 10 mg, 25 mg

Substance P, Free Acid

Cat. No.: HY-P1498

Substance P, Free Acid is a native substance P analog, but shows no biological activity of substance P.

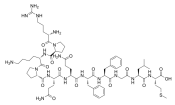

Purity: >98%
Clinical Data: No Development Reported
Size: 5 mg, 10 mg, 25 mg

Suc-Ile-Glu(γ-pip)-Gly-Arg-pNA hydrochloride

Cat. No.: HY-P3126

Suc-Ile-Glu(γ-pip)-Gly-Arg-pNA hydrochloride is a factor Xa specific chromogenic substrate.

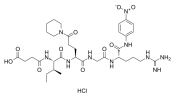

Purity: >98%
Clinical Data: No Development Reported
Size: 1 mg, 5 mg

Suc-Leu-Leu-Val-Tyr-AMC

Cat. No.: HY-P1002

Suc-Leu-Leu-Val-Tyr-AMC is a fluorogenic substrate.

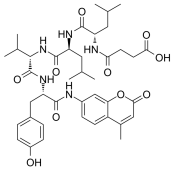

Purity: 98.66%
Clinical Data: No Development Reported
Size: 1 mg, 5 mg

Super-TDU

Cat. No.: HY-P1727

Super-TDU is a specific **YAP** antagonist targeting YAP-TEADs interaction. Super-TDU suppresses tumor growth in gastric cancer mouse model.

SVDDHFAKSLGDTWLQIGGSGNPKTANVPQTVPMRLRKLPDSFFKPPE

Purity: 96.39%
Clinical Data: No Development Reported
Size: 10 mg

Super-TDU (1-31)

Cat. No.: HY-P1728

Super-TDU (1-31) is a peptide of Super-TDU, which is an inhibitor of **YAP-TEADs**, shows potent anti-tumor activity.

SVDDHFAKSLGDTWLQIGGSGNPKTANVPQT

Purity: >98%
Clinical Data: No Development Reported
Size: 1 mg, 5 mg

Super-TDU (1-31) (TFA)

Cat. No.: HY-P1728A

Super-TDU (1-31) is a peptide of Super-TDU, which is an inhibitor of **YAP-TEADs**, shows potent anti-tumor activity.

SVDDHFAKSLGDTWLQIGGSGNPKTANVPQT (TFA salt)

Purity: 96.04%
Clinical Data: No Development Reported
Size: 1 mg

Super-TDU TFA

Cat. No.: HY-P1727A

Super-TDU TFA is a specific **YAP** antagonist targeting YAP-TEADs interaction. Super-TDU TFA suppresses tumor growth in gastric cancer mouse model.

SVDDHFAKSLGDTWLQIGGSGNPKTANVPQTVPMRLRKLPDSFFKPPE (TFA salt)

Purity: >98%
Clinical Data: No Development Reported
Size: 1 mg, 5 mg

SV40 large T antigen NLS

Cat. No.: HY-P0310

SV40 large T antigen NLS is from Large T antigen residue 47 to 55, enables protein import into cell nucleus.

CGGGPKKKRKVED

Purity: 99.80%
Clinical Data: No Development Reported
Size: 1 mg, 5 mg, 10 mg

SV40 T-Ag-derived NLS peptide

Cat. No.: HY-P1877

SV40 T-Ag-derived NLS peptide is a nuclear localization signal DNA tagged to this peptide efficiently translocates into the cell nucleus.

PKKKRKVEDPYC

Purity: >98%
Clinical Data: No Development Reported
Size: 1 mg, 5 mg

Syk Kinase Peptide Substrate

Cat. No.: HY-P2505

Syk Kinase Peptide Substrate is a Syk kinase peptide substrate.

KEDPDYEWPSAK-NH_2

Purity: >98%
Clinical Data: No Development Reported
Size: 1 mg, 5 mg

Syk Kinase Peptide Substrate, Biotin labeled

Cat. No.: HY-P2504

Syk Kinase Peptide Substrate, Biotin labeled is a biotin-labled Syk kinase peptide substrate.

Biotin-KEDPDYEWPSAK-NH_2

Purity: >98%
Clinical Data: No Development Reported
Size: 1 mg, 5 mg

Syntide 2

Cat. No.: HY-P0271

Syntide 2, a **Ca^{2+}**- and **calmodulin (CaM)-dependent protein kinase II (CaMKII)** substrate peptide, selectively inhibits the gibberellin (GA) response, leaving constitutive and abscisic acid-regulated events unaffected.

PLARTLSVAGLPGKK

Purity: >98%
Clinical Data: No Development Reported
Size: 1 mg, 5 mg, 10 mg

Syntide 2 TFA

Cat. No.: HY-P0271A

Syntide 2 (TFA), a **Ca^{2+}**- and **calmodulin (CaM)-dependent protein kinase II (CaMKII)** substrate peptide, selectively inhibits the gibberellin (GA) response, leaving constitutive and abscisic acid-regulated events unaffected.

PLARTLSVAGLPGKK (TFA salt)

Purity: 99.76%
Clinical Data: No Development Reported
Size: 1 mg, 5 mg, 10 mg

SYSMEHFRWGKPS

Cat. No.: HY-P1374

SYSMEHFRWGKPS is a 13-amino acid peptide.

SYSMEHFRWGKPS

Purity: >98%
Clinical Data: No Development Reported
Size: 1 mg, 5 mg

Systemin

Cat. No.: HY-P0279

Systemin, an 18-amino acid polypeptide, has been isolated from tomato leaves that is a powerful inducer of over 15 defensive genes.

AVQSKPPSKRDPPKMQTD

Purity: >98%
Clinical Data: No Development Reported
Size: 1 mg, 5 mg, 10 mg, 25 mg

T-peptide

Cat. No.: HY-P2251

T-peptide, a Tuftsin analog, can be used for the research of **human immunodeficiency virus (HIV)** infection. T-peptide prevents cellular immunosuppression and improves survival rate in septic mice. T-peptide also can inhibit the growth of residual tumor cells after surgical resection.

Ac-VQIVYKRRRRRRRRR-NH_2

Purity: >98%
Clinical Data: No Development Reported
Size: 1 mg, 5 mg

T7 Tag Peptide

Cat. No.: HY-P0327

T7 Tag Peptide is a protein tag derived from the N-terminal 11 residues of the major T7 capsid protein, gp 10. T7 Tag Peptide can be used in different immunoassays as well as affinity purification.

MASMTGGQQMG

Purity: >98%
Clinical Data: No Development Reported
Size: 1 mg, 5 mg, 10 mg

T7 Tag Peptide TFA

Cat. No.: HY-P0327A

T7 Tag Peptide TFA is a protein tag derived from the N-terminal 11 residues of the major T7 capsid protein, gp 10. T7 Tag Peptide TFA can be used in different immunoassays as well as affinity purification.

MASMTGGQQMG (TFA salt)

Purity: 99.02%
Clinical Data: No Development Reported
Size: 1 mg

TAK-448

(MVT-602)

Cat. No.: HY-P0076

TAK-448 (MVT-602) is a potent and full **KISS1R** agonist with an **IC_{50}** of 460 pM and an **EC_{50}** of 632 pM.

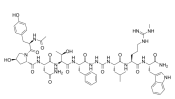

Purity: >98%
Clinical Data: Phase 2
Size: 1 mg, 5 mg

TAK-448 acetate

(MVT-602 acetate)

Cat. No.: HY-P0076A

TAK-448 acetate (MVT-602 acetate) is a potent and full **KISS1R** agonist with an **IC_{50}** of 460 pM and an **EC_{50}** of 632 pM.

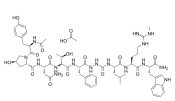

Purity: 99.37%
Clinical Data: Phase 2
Size: 1 mg, 5 mg

TAK-683 acetate

Cat. No.: HY-P2161B

TAK-683 acetate is a potent full **KISS1 receptor (KISS1R)** agonist (**IC_{50}**=170 pM) with improved metabolic stability.

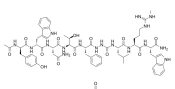

Purity: >98%
Clinical Data: No Development Reported
Size: 1 mg, 5 mg, 10 mg

TAK-683 TFA

Cat. No.: HY-P2161A

TAK-683 TFA is a potent full **KISS1 receptor (KISS1R)** agonist (**IC_{50}**=170 pM) with improved metabolic stability. TAK-683 TFA is a nonapeptide metastin analog, exhibits agonistic activities to KISS1R with **EC_{50}** values of 0.96 nM and 1.6 nM for human and rat, respectively.

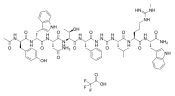

Purity: >98%
Clinical Data: No Development Reported
Size: 1 mg, 5 mg

Taspoglutide

(ITM077; R1583; BIM51077)

Cat. No.: HY-P0165

Taspoglutide is a long-acting glucagon-like peptide 1 (**GLP-1**) receptor agonist developed for treatment of type 2 diabetes, with an **EC_{50}** value of 0.06 nM.

H-(Aib)-EGTFTSDVSSYLEGQAAKEFIAWLVK-(Aib)-R-NH_2

Purity: 98.21%
Clinical Data: Phase 3
Size: 1 mg, 5 mg, 10 mg, 25 mg

TAT

Cat. No.: HY-P0281

TAT (YGRKKRRQRRR) is derived from the transactivator of transcription (TAT) of human immunodeficiency virus-1 (HIV-1) and is a cell-penetrating peptide. TAT can increase the yields and the solubility of heterologous proteins.

YGRKKRRQRRR

Purity: >98%
Clinical Data: No Development Reported
Size: 1 mg

TAT (48-57)

Cat. No.: HY-P1575

TAT (48-57) is a cell-permeable peptide, derived from HIV-1 transactivator of transcription (Tat) protein residue 48-57.

GRKKRRQRRR

Purity: >98%
Clinical Data: No Development Reported
Size: 1 mg, 5 mg, 10 mg

TAT (48-57) (TFA)

Cat. No.: HY-P1575A

TAT (48-57) (TFA) is a cell-permeable peptide, derived from HIV-1 transactivator of transcription (Tat) protein residue 48-57.

GRKKRRQRRR (TFA salt)

Purity: >98%
Clinical Data: No Development Reported
Size: 1 mg, 5 mg, 10 mg

TAT 2-4

Cat. No.: HY-P1579

TAT 2-4 is a peptide derived from HIV-1 transactivator of transcription (Tat) protein.

YGRKKRRQRRRGYGRKKRRQRRRG

Purity: >98%
Clinical Data: No Development Reported
Size: 1 mg, 5 mg, 10 mg

TAT peptide

Cat. No.: HY-P0282

TAT peptide is a cell penetrating peptide (GRKKRRQRRRPQ) derived from the trans-activating transcriptional activator (Tat) from HIV-1.

GRKKRRQRRRPQ

Purity: >98%
Clinical Data: No Development Reported
Size: 1 mg, 5 mg, 10 mg

TAT peptide TFA

Cat. No.: HY-P0282A

TAT peptide (TFA) is a cell penetrating peptide (GRKKRRQRRRPQ) derived from the trans-activating transcriptional activator (Tat) from HIV-1.

GRKKRRQRRRPQ (TFA salt)

Purity: 99.60%
Clinical Data: No Development Reported
Size: 1 mg, 5 mg, 10 mg

TAT TFA

Cat. No.: HY-P0281A

TAT TFA (YGRKKRRQRRR) is derived from the transactivator of transcription (TAT) of human immunodeficiency virus (HIV-1) and is a cell-penetrating peptide. TAT can increase the yields and the solubility of heterologous proteins.

YGRKKRRQRRR (TFA salt)

Purity: 99.18%
Clinical Data: No Development Reported
Size: 1 mg, 5 mg

TAT-14

Cat. No.: HY-P1328

TAT-14 is a 14-mer peptide that acts as **Nrf2** activator with an anti-inflammatory effect. TAT-14 has no effect on Nrf2 mRNA expression, but increases Nrf2 protein level due to targeting the Nrf2 binding site on Keap1.

YGRKKRRQRRRLQLDEETGEFLPIQ

Purity: >98%
Clinical Data: No Development Reported
Size: 1 mg, 5 mg

TAT-14 TFA

Cat. No.: HY-P1328A

TAT-14 TFA is a 14-mer peptide that acts as **Nrf2** activator with an anti-inflammatory effect. TAT-14 TFA has no effect on Nrf2 mRNA expression, but increases Nrf2 protein level due to targeting the Nrf2 binding site on Keap1.

YGRKKRRQRRRLQLDEETGEFLPIQ (TFA salt)

Purity: >98%
Clinical Data: No Development Reported
Size: 1 mg, 5 mg

TAT-amide

Cat. No.: HY-P2193

TAT-amide is a cell penetrating peptide. Cell-penetrating peptides (CPPs) are short amino acid sequences able to enter different cells.

YGRKKRRQRRR-NH_2

Purity: >98%
Clinical Data: No Development Reported
Size: 1 mg, 5 mg

TAT-amide TFA

Cat. No.: HY-P2193A

TAT-amide TFA is a cell penetrating peptide. Cell-penetrating peptides (CPPs) are short amino acid sequences able to enter different cells.

YGRKKRRQRRR-NH_2 (TFA salt)

Purity: >98%
Clinical Data: No Development Reported
Size: 1 mg, 5 mg

Tat-beclin 1

Cat. No.: HY-P2260

Tat-beclin 1, a peptide derived from a region of the autophagy protein (beclin 1), is a potent inducer of **autophagy** and interacts with negative regulator of autophagy, GAPR-1 (GLIPR2).

YGRKKRRQRRRGGTNVFNATFEIWHDGEFGT

Purity: >98%
Clinical Data: No Development Reported
Size: 1 mg, 5 mg

Tat-beclin 1 TFA

Cat. No.: HY-P2260A

Tat-beclin 1 TFA, a peptide derived from a region of the autophagy protein (beclin 1), is a potent inducer of **autophagy** and interacts with negative regulator of autophagy, GAPR-1 (GLIPR2).

YGRKKRRQRRRGGTNVFNATFEIWHDGEFGT (TFA salt)

Purity: >98%
Clinical Data: No Development Reported
Size: 1 mg, 5 mg

TAT-cyclo-CLLFVY

Cat. No.: HY-P1420

TAT-cyclo-CLLFVY is a cyclic peptide inhibitor of **HIF-1** heterodimerization that inhibits hypoxia signaling in cancer cells. TAT-cyclo-CLLFVY disrupts **HIF-1α/HIF-1β** protein-protein interaction with an IC_{50} of 1.3 μM.

CGRKKRRQRRRPPQ.*cyclo*(CLLFVY)
(Disulfide bridge:Cys_1-$Cys_{1'}$)

Purity: >98%
Clinical Data: No Development Reported
Size: 1 mg, 5 mg

TAT-cyclo-CLLFVY TFA

Cat. No.: HY-P1420A

TAT-cyclo-CLLFVY TFA is a cyclic peptide inhibitor of **HIF-1** heterodimerization that inhibits hypoxia signaling in cancer cells. TAT-cyclo-CLLFVY TFA disrupts **HIF-1α/HIF-1β** protein-protein interaction with an IC_{50} of 1.3 μM.

CGRKKRRQRRRPPQ.cyclo(CLLFVY)
(Disulfide bridge:Cys_1-$Cys_{1'}$) (TFA salt)

Purity: >98%
Clinical Data: No Development Reported
Size: 1 mg, 5 mg

TAT-DEF-Elk-1
(TDE)

Cat. No.: HY-P2262

TAT-DEF-Elk-1 (TDE) is a cell-penetrating peptide inhibitor of **Elk-1**, mimics and specifically interferes with the DEF domain of Elk-1.

GRKKRRQRRRPPSPAKLSFQFPSSGSAQVHI

Purity: >98%
Clinical Data: No Development Reported
Size: 1 mg, 5 mg

TAT-DEF-Elk-1 TFA
(TDE TFA)

Cat. No.: HY-P2262A

TAT-DEF-Elk-1 TFA (TDE TFA) is a cell-penetrating peptide inhibitor of **Elk-1**, mimics and specifically interferes with the DEF domain of Elk-1.

GRKKRRQRRRPPSPAKLSFQFPSSGSAQVHI (TFA salt)

Purity: 96.48%
Clinical Data: No Development Reported
Size: 1 mg, 5 mg, 10 mg

TAT-Gap19

Cat. No.: HY-P1136B

TAT-Gap19, a Cx mimetic peptide, is a specific **connexin43 hemichannel (Cx43 HC)** inhibitor. TAT-Gap19 does not inhibits the corresponding Cx43 GJCs. TAT-Gap19 traverses the blood-brain barrier and alleviate liver fibrosis in mice.

YGRKKRRQRRRKQIEIKKFK

Purity: >98%
Clinical Data: No Development Reported
Size: 1 mg, 5 mg

TAT-Gap19 TFA

Cat. No.: HY-P1136C

TAT-Gap19 TFA, a Cx mimetic peptide, is a specific **connexin43 hemichannel (Cx43 HC)** inhibitor. TAT-Gap19 TFA does not inhibits the corresponding Cx43 GJCs. TAT-Gap19 TFA traverses the blood-brain barrier and alleviate liver fibrosis in mice.

YGRKKRRQRRRKQIEIKKFK (TFA salt)

Purity: >98%
Clinical Data: No Development Reported
Size: 5 mg, 10 mg

TAT-GluA2 3Y

Cat. No.: HY-P2259

TAT-GluA2 3Y, an interference peptide, blocks long-term depression (LTD) at glutamatergic synapses by disrupting the endocytosis of **AMPAR**. TAT-GluA2 3Y can alleviate Pentobarbital-induced spatial memory deficits and synaptic depression.

YGRKKRRQRRRYKEGYNVYG

Purity: >98%
Clinical Data: No Development Reported
Size: 1 mg, 5 mg

Tat-NR2Baa

Cat. No.: HY-P2307

Tat-NR2BAA is the **control peptide** of Tat-NR2B9c (HY-P0117), inactive. The sequence of Tat-NR2BAA is similar to Tat-NR2B9c, but it has a double-point mutation in the COOH terminal tSXV motif, making it incapable of binding PSD-95.

YGRKKRRQRRRKLSSIEADA

Purity: 96.26%
Clinical Data: No Development Reported
Size: 1 mg, 5 mg, 10 mg

TAT-P4-(DATC5)2

Cat. No.: HY-P2298

TAT-P4-(DATC5)2 is a high-affinity peptide inhibitor of the **PICK1 (protein interacting with C kinase-1) PDZ domain**, with a K_i of 1.7 nM. TAT-P4-(DATC5)2 attenuats the reinstatement of cocaine seeking in rats.

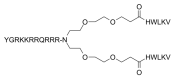

Purity: >98%
Clinical Data: No Development Reported
Size: 1 mg, 5 mg

TAT-P4-(DATC5)2 TFA

Cat. No.: HY-P2298A

TAT-P4-(DATC5)2 TFA is a high-affinity peptide inhibitor of the **PICK1 (protein interacting with C kinase-1) PDZ domain**, with a K_i of 1.7 nM. TAT-P4-(DATC5)2 TFA attenuats the reinstatement of cocaine seeking in rats.

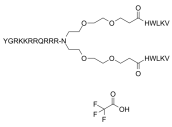

Purity: >98%
Clinical Data: No Development Reported
Size: 1 mg, 5 mg

Tau Peptide (275-305) (Repeat 2 domain)

Cat. No.: HY-P2516

Tau Peptide (275-305) (Repeat 2 domain) is the Alzheimer's tau fragment R2, corresponding to the second repeat unit of the microtubule-binding domain, which is believed to be pivotal to the biochemical properties of full tau protein.

VQIINKKLDLSNVQSKCGSKDNIKHVPGGGS

Purity: >98%
Clinical Data: No Development Reported
Size: 1 mg, 5 mg

Tau protein (592-597), human TFA

Cat. No.: HY-P1707A

Tau protein (592-597), human TFA is a peptide fragment of human Tau protein. The dysfunction of Tau protein is involved in neurodegeneration and dementia.

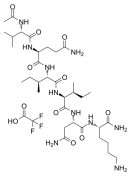

Purity: 97.74%
Clinical Data: No Development Reported
Size: 1 mg, 5 mg

TB500

Cat. No.: HY-P0170

TB500 is a synthetic version of an active region of thymosin β_4. TB500 is claimed to promote endothelial cell differentiation, angiogenesis in dermal tissues, keratinocyte migration, collagen deposition and decrease inflammation.

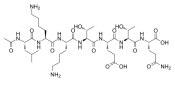

Purity: 98.0%
Clinical Data: No Development Reported
Size: 10 mM × 1 mL, 5 mg, 10 mg, 25 mg

TC14012 TFA

Cat. No.: HY-P1102A

TC14012 TFA, a serum-stable derivative of T140, is a selective and peptidomimetic **CXCR4** antagonist with an **IC_{50}** of 19.3 nM. TC14012 TFA is a potent **CXCR7** agonist with an **EC_{50}** of 350 nM for recruiting β-arrestin 2 to CXCR7. TC14012 TFA has **anti-HIV** activity and anti-cancer activity.

FFR-(2Nal)-C1-(D)-K-(D)-PYR-(D)-CR-NH_2 (Disulfide bridge: C1$_{10}$-C$_{14}$) (TFA salt)

Purity: >98%
Clinical Data: No Development Reported
Size: 1 mg, 5 mg

TCS 184

Cat. No.: HY-P1172

TCS 184 is a polypeptide fragment.

TAESTFMRPSGSR-NH_2

Purity: >98%
Clinical Data: No Development Reported
Size: 1 mg, 5 mg

TCS 184 TFA

Cat. No.: HY-P1172A

TCS 184 TFA is a polypeptide fragment.

TAESTFMRPSGSR-NH_2 (TFA salt)

Purity: >98%
Clinical Data: No Development Reported
Size: 1 mg, 5 mg

TCTDSTNCYKAT

Cat. No.: HY-P3158

TCTDSTNCYKAT is an engineered-variant peptide of antifreeze protein (AFP).

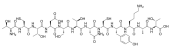

Purity: >98%
Clinical Data: No Development Reported
Size: 1 mg, 5 mg

tcY-NH2

((trans-Cinnamoyl)-YPGKF-NH2)

Cat. No.: HY-P1263

tcY-NH2 is a selective **PAR4** antagonist peptide. tcY-NH2 inhibits thrombin- and AY-NH2-induced rat platelet aggregation.

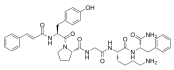

Purity: >98%
Clinical Data: No Development Reported
Size: 1 mg, 5 mg

tcY-NH2 TFA

((trans-Cinnamoyl)-YPGKF-NH2 TFA)

Cat. No.: HY-P1263A

tcY-NH2 TFA is a selective **PAR4** antagonist peptide. tcY-NH2 TFA inhibits thrombin- and AY-NH2-induced rat platelet aggregation.

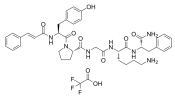

Purity: 99.84%
Clinical Data: No Development Reported
Size: 1 mg, 5 mg

Temporin A

Cat. No.: HY-P1629

Temporin A is a short alpha-helical **antimicrobial** peptide isolated from the skin of the frog Rana temporaria. Temporin A is effective against a broad spectrum of Gram-positive bacteria.

FLPLIGRVLSGIL-NH_2

Purity: >98%
Clinical Data: No Development Reported
Size: 1 mg, 5 mg

Temporin L

Cat. No.: HY-P2523

Temporin L is a potent antimicrobial peptide and is active against **Gram-negative bacteria** and **yeast strains**. Temporin L also has antiendotoxin properties.

FVQWFSKFLGRIL-NH_2

Purity: >98%
Clinical Data: No Development Reported
Size: 1 mg, 5 mg

TET 830 modified/T-helper epitope from tetanus toxoid

Cat. No.: HY-P2514

TET 830 modified/T-helper epitope from tetanus toxoid is a modified T-helper epitope from tetanus toxoid. TET 830 modified/T-helper epitope from tetanus toxoid induces T-cells responses and is used as a helper peptide in vaccinations.

AQYIKANSKFIGITEL

Purity: >98%
Clinical Data: No Development Reported
Size: 1 mg, 5 mg

Tetanus toxin (830-843)

Cat. No.: HY-P1754

Tetanus toxin (830-843) is a powerful neurotoxin that reaches by retroaxonal transport and transcytosis the cytoplasm ofspinal inhibitory intemeurons and blocks their ability to release neurotransmitters.

QYIKANSKFIGITE

Purity: >98%
Clinical Data: No Development Reported
Size: 1 mg, 5 mg

Tetanus toxin (830-843) (TFA)

Cat. No.: HY-P1754A

Tetanus toxin (830-843) TFA is a powerful neurotoxin that reaches by retroaxonal transport and transcytosis the cytoplasm ofspinal inhibitory intemeurons and blocks their ability to release neurotransmitters.

QYIKANSKFIGITE (TFA salt)

Purity: >98%
Clinical Data: No Development Reported
Size: 1 mg, 5 mg

Tetracosactide

(Tetracosactrin)

Cat. No.: HY-P0060

Tetracosactide (INN) is an analogue of adrenocorticotrophic hormone (ACTH), with the biological activity of stimulating production of corticosteroids in the adrenal cortex.

SYSMEHFRWGKPVGKKRRPVKVYP

Purity: 98.04%
Clinical Data: Launched
Size: 1 mg, 5 mg, 10 mg, 25 mg

TFLLR-NH2

Cat. No.: HY-P0226

TFLLR-NH2 is a selective **PAR1** agonist with an **EC_{50}** of 1.9 μM.

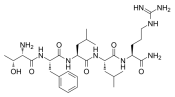

Purity: >98%
Clinical Data: No Development Reported
Size: 1 mg, 5 mg

TFLLR-NH2(TFA)

Cat. No.: HY-P0226A

TFLLR-NH2 (TFA) is a selective **PAR1** agonist with an **EC_{50}** of 1.9 μM.

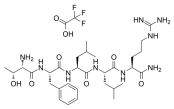

Purity: 99.29%
Clinical Data: No Development Reported
Size: 1 mg, 5 mg

TfR-T12

Cat. No.: HY-P2297

TfR-T12 is a BBB-penetrated **transferrin receptor (TfR)** binding peptide, displaying a binding affinity in the nM range.

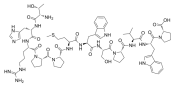

Purity: >98%
Clinical Data: No Development Reported
Size: 1 mg, 5 mg

TfR-T12 TFA

Cat. No.: HY-P2297A

TfR-T12 TFA is a BBB-penetrated **transferrin receptor (TfR)** binding peptide, displaying a binding affinity in the nM range.

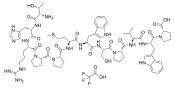

Purity: 98.27%
Clinical Data: No Development Reported
Size: 5 mg, 10 mg

Thioredoxin reductase peptide

Cat. No.: HY-P1948

Thioredoxin reductase peptide corresponds to residues 53–67 in thioredoxin reductase (TrxR), used in thioredoxin reductase research. Thioredoxin reductase acts as a reductant of disulfide-containing proteins and plays crucial role in cellular antioxidant defense.

WGLGGTCVNVGCIPK

Purity: >98%
Clinical Data: No Development Reported
Size: 1 mg, 5 mg

Thioredoxin reductase peptide TFA

Cat. No.: HY-P1948A

Thioredoxin reductase peptide TFA corresponds to residues 53–67 in thioredoxin reductase (TrxR), used in thioredoxin reductase research. Thioredoxin reductase acts as a reductant of disulfide-containing proteins and plays crucial role in cellular antioxidant defense.

WGLGGTCVNVGCIPK (TFA salt)

Purity: 97.85%
Clinical Data: No Development Reported
Size: 1 mg, 5 mg, 10 mg

Thiostrepton

Cat. No.: HY-B0990

Thiostrepton is a thiazole **antibiotic** which selectively inhibits **FOXM1**. FOXM1 binds to YAP/TEAD complex. YAP/TEAD/FOXM1 complex binding at regulatory regions of genes governing cell cycle may impact cell proliferation.

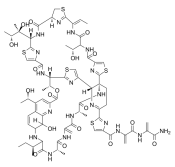

Purity: 99.80%
Clinical Data: No Development Reported
Size: 10 mM × 1 mL, 50 mg

Thrombin Receptor Activator for Peptide 5 (TRAP-5)

Cat. No.: HY-P1536

Thrombin Receptor Activator for Peptide 5 (TRAP-5) is also called Coagulation Factor II Receptor (1-5) or **Proteinase Activated Receptor 1** (1-5), used in the research of coronary heart disease (CHD).

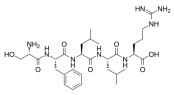

Purity: >98%
Clinical Data: No Development Reported
Size: 1 mg, 5 mg, 10 mg

Thymalfasin

(Thymosin α1)

Cat. No.: HY-P0091

Thymalfasin is an immunomodulating agent able to enhance the Thl immune response.

N-acetyl-SDAAVDTSSEITTKDLKEKKEVVEEAEN

Purity: 99.72%
Clinical Data: Launched
Size: 500 μg, 1 mg, 5 mg, 10 mg

Thymopentin

Cat. No.: HY-N7122

Thymopentin is a biologically active peptide secreted mainly by the epithelial cells of thymic cortex and medulla. Thymopentin is an effective immunomodulatory agent with a short plasma half-life of 30 seconds.

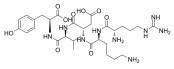

Purity: >98%
Clinical Data: Launched
Size: 1 mg, 5 mg

Thymopentin acetate

Cat. No.: HY-N7122A

Thymopentin acetate is a biologically active peptide secreted mainly by the epithelial cells of thymic cortex and medulla. Thymopentin acetate is an effective immunomodulatory agent with a short plasma half-life of 30 seconds.

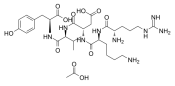

Purity: 99.65%
Clinical Data: Launched
Size: 10 mM × 1 mL, 5 mg, 10 mg, 50 mg, 100 mg

Thymus factor X

(TFX-Jelfa)

Cat. No.: HY-P0001

Thymic factor X (TFX-Jelfa) is an aqueous extract from juvenile calf thymuses and a natural stimulator of lymphocyte function.

Thymus factor X

Purity: ≥98.0%
Clinical Data: No Development Reported
Size: 1 mg, 5 mg

Thymus peptide C

Cat. No.: HY-P0070

Thymus peptide C is a hormonal drug derived from the thymus glands of young calves, which works as a substitute for the physiological functions of the thymus.

thymus peptide C

Purity: ≥98.0%
Clinical Data: No Development Reported
Size: 5 mg

Thyrotropin-Releasing Hormone (TRH), Free Acid

(TRH-OH)

Cat. No.: HY-P1529

Thyrotropin-Releasing Hormone (TRH), Free Acid (TRH-OH) is a physiological metabolite of Thyrotropin-Releasing Hormone.

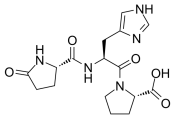

Purity: 99.16%
Clinical Data: No Development Reported
Size: 10 mg, 25 mg, 50 mg, 100 mg

TIP 39, Tuberoinfundibular Neuropeptide

Cat. No.: HY-P1852

TIP 39, Tuberoinfundibular Neuropeptide is a neuropeptide and parathyroid hormone 2 receptor (PTH2R) agonist. TIP 39 is highly conserved among species. TIP39 from all species activates adenylyl cyclase and elevates intracellular calcium levels through parathyroid hormone 2 receptor (PTH2R).

SLALADDAAFRERARLLAALERRHWLNSYMHKLLVLDAP

Purity: >98%
Clinical Data: No Development Reported
Size: 1 mg, 5 mg

Tirzepatide

(LY3298176)

Cat. No.: HY-P1731

Tirzepatide (LY3298176) is a dual **glucose-dependent insulinotropic polypeptide (GIP)** and **glucagon-like peptide-1 (GLP-1) receptor** agonist that is being developed for the treatment of type 2 diabetes.

Purity: >98%
Clinical Data: Phase 3
Size: 1 mg, 5 mg

Tirzepatide hydrochloride

(LY3298176 hydrochloride)

Cat. No.: HY-P1731B

Tirzepatide hydrochloride (LY3298176 hydrochloride) is a dual **glucose-dependent insulinotropic polypeptide (GIP)** and **glucagon-like peptide-1 (GLP-1) receptor** agonist that is being developed for the treatment of type 2 diabetes.

Purity: 99.82%
Clinical Data: Phase 3
Size: 1 mg, 5 mg

Tirzepatide TFA

(LY3298176 TFA)

Cat. No.: HY-P1731A

Tirzepatide TFA (LY3298176 TFA) is a dual **glucose-dependent insulinotropic polypeptide (GIP)** and **glucagon-like peptide-1 (GLP-1) receptor** agonist that is being developed for the treatment of type 2 diabetes.

Purity: >98%
Clinical Data: Phase 3
Size: 1 mg, 5 mg

TLQP-21

Cat. No.: HY-P1345

TLQP-21, a VGF-derived peptide endowed of endocrine and extraendocrine properties, is a potent **G-protein-coupled receptor complement-3a receptor 1 (C3aR1)** agonist (**EC_{50}**: mouse TLQP-21=10.3 μM; human TLQP-21=68.8 μM).

TLQPPASSRRRHFHHALPPAR

Purity: >98%
Clinical Data: No Development Reported
Size: 1 mg, 5 mg

TLQP-21 TFA

Cat. No.: HY-P1345A

TLQP-21 TFA, a VGF-derived peptide endowed of endocrine and extraendocrine properties, is a potent **G-protein-coupled receptor complement-3a receptor1 (C3aR1)** agonist (**EC_{50}**: mouse TLQP-21=10.3 μM; human TLQP-21=68.8μM).

TLQPPASSRRRHFHHALPPAR (TFA salt)

Purity: 99.66%
Clinical Data: No Development Reported
Size: 1 mg, 5 mg, 10 mg

TLQP-30

Cat. No.: HY-P1814

TLQP-30 is a VGF peptide.

TLQPPASSRRRHFHHALPPARHHPDLEAQA

Purity: >98%
Clinical Data: No Development Reported
Size: 1 mg, 5 mg

TNF-α (10-36), human

Cat. No.: HY-P1825

TNF-α (10-36), human is a peptide of human TNF-α.

DKPVAHVVANPQAEGQLQWLNRRANAL

Purity: >98%
Clinical Data: No Development Reported
Size: 1 mg, 5 mg

TNF-α (10-36), human TFA

Cat. No.: HY-P1825A

TNF-α (10-36), human (TFA) is a peptide of human TNF-α.

DKPVAHVVANPQAEGQLQWLNRRANAL (TFA salt)

Purity: 98.91%
Clinical Data: No Development Reported
Size: 1 mg, 5 mg, 10 mg

TNF-α (31-45), human TFA

Cat. No.: HY-P1860A

TNF-α (31-45), human (TFA) is a peptide of tumor necrosis factor-α.

RRANALLANGVELRD (TFA salt)

Purity: 98.06%
Clinical Data: No Development Reported
Size: 5 mg, 10 mg, 50 mg, 100 mg

TNF-α (46-65), human

Cat. No.: HY-P1875

TNF-α (46-65), human is a peptide of TNF-α.

NQLVVPSEGLYLIYSQVLFK

Purity: >98%
Clinical Data: No Development Reported
Size: 1 mg, 5 mg

TNF-α (46-65), human TFA

Cat. No.: HY-P1875A

TNF-α (46-65), human (TFA) is a peptide of human TNF-α.

NQLVVPSEGLYLIYSQVLFK (TFA salt)

Purity: >98%
Clinical Data: No Development Reported
Size: 1 mg, 5 mg

Tos-Gly-Pro-Arg-ANBA-IPA

(tos-GPR-ANBA-IPA)

Cat. No.: HY-P0020

Tos-Gly-Pro-Arg-ANBA-IPA is a chromogenic peptide substrate. Tos-Gly-Pro-Arg-ANBA-IPA can be used for luminescence measurement.

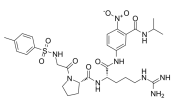

Purity: >98%
Clinical Data: No Development Reported
Size: 1 mg, 5 mg

TP508

Cat. No.: HY-P0316

TP508 is a 23-amino acid nonproteolytic **thrombin** peptide that represents a portion of the receptor-binding domain of thrombin molecule. TP508 activates endothelial **NO synthase (eNOS)** and stimulates production of NO in human endothelial cells.

AGYKPDEGKRGDACEGDSGGPFV

Purity: >98%
Clinical Data: Phase 2
Size: 1 mg, 5 mg

TP508 TFA

Cat. No.: HY-P0316A

TP508 TFA is a 23-amino acid nonproteolytic **thrombin** peptide that represents a portion of the receptor-binding domain of thrombin molecule. TP508 TFA activates endothelial **NO synthase (eNOS)** and stimulates production of NO in human endothelial cells.

AGYKPDEGKRGDACEGDSGGPFV (TFA salt)

Purity: 99.13%
Clinical Data: No Development Reported
Size: 5 mg, 10 mg, 50 mg

TPP-1

Cat. No.: HY-P3139

TPP-1 is a potent inhibitor of the **PD-1/PD-L1 interaction**. TPP-1 binds specifically to PD-L1 with a high affinity (K_D=95 nM). TPP-1 inhibits human tumor growth in vivo via reactivating T-cell function.

SGQYASYHCWCWRDPGRSGGSK

Purity: 98.04%
Clinical Data: No Development Reported
Size: 25 mg

TPP-1 TFA

Cat. No.: HY-P3139A

TPP-1 TFA is a potent inhibitor of the **PD-1/PD-L1 interaction**. TPP-1 TFA binds specifically to PD-L1 with a high affinity (K_D=95 nM). TPP-1 TFA inhibits human tumor growth in vivo via reactivating T-cell function.

SGQYASYHCWCWRDPGRSGGSK (TFA salt)

Purity: >98%
Clinical Data: No Development Reported
Size: 1 mg, 5 mg

Transcriptional Intermediary Factor 2 (TIF2) (740-753)

Cat. No.: HY-P2515

Transcriptional Intermediary Factor 2 (TIF2) (740-753) is a TIF-2 coactivator peptide composed of 14 amino acids and covers the residue range 740-753 of TIF-2 protein.

KENALLRYLLDKDD

Purity: >98%
Clinical Data: No Development Reported
Size: 1 mg, 5 mg

Transdermal Peptide Disulfide

(TD 1 Disulfide(peptide))

Cat. No.: HY-P1565

Transdermal Peptide Disulfide (TD 1 Disulfide(peptide)) is a 11-amino acid peptide, binds to**Na⁺/K⁺-ATPase beta-subunit (ATP1B1)**, and mainly interacts with the C-terminus of **ATP1B1**. Transdermal Peptide Disulfide can enhance the transdermal delivery of many macromolecules.

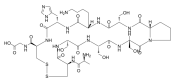

Purity: >98%
Clinical Data: No Development Reported
Size: 1 mg, 5 mg

Transdermal Peptide Disulfide TFA

(TD 1 Disulfide(peptide) TFA)

Cat. No.: HY-P1565A

Transdermal Peptide Disulfide TFA (TD 1 Disulfide(peptide) TFA) is a 11-amino acid peptide, binds to **Na⁺/K⁺-ATPase beta-subunit (ATP1B1)**, and mainly interacts with the C-terminus of **ATP1B1**.

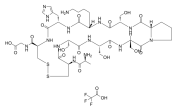

Purity: 98.45%
Clinical Data: No Development Reported
Size: 1 mg, 5 mg, 10 mg

Transportan

Cat. No.: HY-P1732

Transportan is a 27 amino acid-long peptide containing 12 functional amino acids from the amino terminus of the neuropeptide galanin and mastoparan in the carboxyl terminus, connected via a lysine. Transportan belongs to cell-penetrating peptides (CPPs).

GWTLNSAGYLLGKINLKALAALAKKIL-NH_2

Purity: >98%
Clinical Data: No Development Reported
Size: 1 mg, 5 mg

TRAP-6 (PAR-1 agonist peptide; Thrombin Receptor Activator Peptide 6)

Cat. No.: HY-P0078

TRAP-6 (PAR-1 agonist peptide), a peptide fragment, is a selective **protease activating receptor 1 (PAR1)** agonist. TRAP-6 activates human platelets via the **thrombin receptor**. TRAP-6 shows no activity at PAR4.

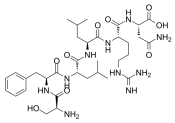

Purity: 99.74%
Clinical Data: No Development Reported
Size: 10 mM × 1 mL, 10 mg, 25 mg

TRAP-6 amide

Cat. No.: HY-P2321

TRAP-6 amide is a **PAR-1 thrombin receptor** agonist peptide.

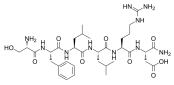

Purity: >98%
Clinical Data: No Development Reported
Size: 1 mg, 5 mg

TRAP-6 amide TFA

Cat. No.: HY-P2321A

TRAP-6 amide TFA is a **PAR-1 thrombin receptor** agonist peptide.

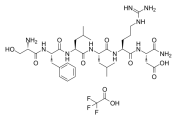

Purity: >98%
Clinical Data: No Development Reported
Size: 1 mg, 5 mg

TRV-120027

Cat. No.: HY-P2141

TRV120027, a β-arrestin-1-biased agonist of **the angiotensin II receptor type 1 (AT1R)**, engages ß-arrestins while blocking G-protein signaling.

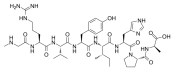

Purity: >98%
Clinical Data: Phase 2
Size: 1 mg, 5 mg

TRV-120027 TFA

Cat. No.: HY-P2141A

TRV120027 TFA, a β-arrestin-1-biased agonist of **the angiotensin II receptor type 1 (AT1R)**, engages ß-arrestins while blocking G-protein signaling.

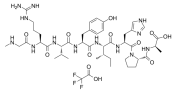

Purity: 99.21%
Clinical Data: Phase 2
Size: 1 mg, 5 mg, 10 mg

TRV055

Cat. No.: HY-P3136

TRV055 is a Gq-biased ligand of the angiotensin II receptor type 1 (AT1R). TRV055 is efficacious in stimulating cellular Gq-mediated signaling. TRV055 can be used to develop the Gq-biased AT1R agonists.

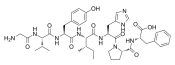

Purity: >98%
Clinical Data: No Development Reported
Size: 1 mg, 5 mg

TRV056

Cat. No.: HY-P3137

TRV056 is a Gq-biased ligand of the angiotensin II receptor type 1 (AT1R). TRV056 is efficacious in stimulating cellular Gq-mediated signaling. TRV056 can be used to develop the Gq-biased AT1R agonists.

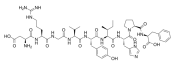

Purity: >98%
Clinical Data: No Development Reported
Size: 1 mg, 5 mg

TRV120055

Cat. No.: HY-P2381

TRV120055 is a **G_q-biased** agonists, exhibits 10-fold larger molecular efficacies at the AT_1R-Gq fusion protein compared with the AT_1R-βarr2 fusion protein.

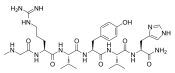

Purity: 98.29%
Clinical Data: No Development Reported
Size: 5 mg, 10 mg

TRV120056

Cat. No.: HY-P2382

TRV120056 is a **G_q-biased** agonists, exhibits 10-fold larger molecular efficacies at the AT_1R-Gq fusion protein compared with the AT_1R-βarr2 fusion protein.

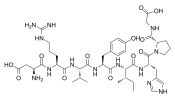

Purity: >98%
Clinical Data: No Development Reported
Size: 1 mg, 5 mg

Tuftsin

Cat. No.: HY-P0240

Tuftsin is a tetrapeptide. Tuftsin is a macrophage/microglial activator.

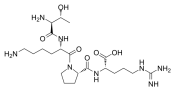

Purity: 98.40%
Clinical Data: No Development Reported
Size: 5 mg, 10 mg, 25 mg

Tuftsin diacetate

Cat. No.: HY-P0240A

Tuftsin diacetate, a tetrapeptide, is a **macrophage/microglial** activator.

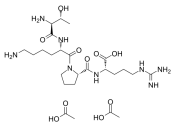

Purity: >98%
Clinical Data: No Development Reported
Size: 1 mg, 5 mg

Type A Allatostatin I

Cat. No.: HY-P1882

Type A Allatostatin I is a tridecapeptide. Allatostatins are pleiotropic neuropeptides for inhibition of juvenile hormone synthesis in insects.

APSGAQRLYGFGL-NH_2

Purity: >98%
Clinical Data: No Development Reported
Size: 1 mg, 5 mg

Tyr-Gly-Gly-Phe-Met-OH

(Met-Enkephalin; Methionine enkephalin)

Cat. No.: HY-P0073

Tyr-Gly-Gly-Phe-Met-OH regulates human immune function and inhibits tumor growth via binding to the **opioid receptor**.

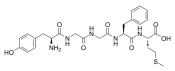

Purity: 98.07%
Clinical Data: No Development Reported
Size: 10 mM × 1 mL, 10 mg, 25 mg, 50 mg, 100 mg

Tyr-Somatostatin-14

Cat. No.: HY-P1600

Tyr-Somatostatin-14 is a customized peptide that adds a Tyrosine amino acid to Somatostatin-14.

TYAGCKNFFWKTFTSC (Disulfide bridge: Cys_2-Cys_{13})

Purity: >98%
Clinical Data: No Development Reported
Size: 1 mg, 5 mg, 10 mg

Tyroserleutide

Cat. No.: HY-106263

Tyroserleutide (YSL), isolated from the degradation products of porcine spleen, is a small molecular tripeptide which inhibits tumor growth both in vitro and in vivo.

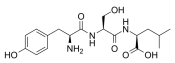

Purity: >98%
Clinical Data: No Development Reported
Size: 1 mg, 5 mg

Tyroserleutide hydrochloride

Cat. No.: HY-106263B

Tyroserleutide hydrochloride, isolated from the degradation products of porcine spleen, is a small molecular tripeptide which inhibits tumor growth both in vitro and in vivo.

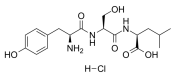

Purity: 99.47%
Clinical Data: Phase 3
Size: 5 mg, 10 mg, 25 mg, 50 mg, 100 mg

Tyroserleutide TFA

Cat. No.: HY-106263A

Tyroserleutide TFA, isolated from the degradation products of porcine spleen, is a small molecular tripeptide which inhibits tumor growth both in vitro and in vivo.

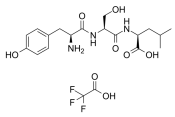

Purity: >98%
Clinical Data: Phase 3
Size: 1 mg, 5 mg

Tyrosinase-related Protein 2 (TRP-2) (181-188)

Cat. No.: HY-P2527

Tyrosinase-related Protein 2 (TRP-2) (181-188) is a tyrosinase-related protein 2 (TRP-2)-derived peptide, corresponding to residues 180-188. Tyrosinase-related Protein 2 (TRP-2) (181-188) is the major reactive epitope within TRP-2 recognized by anti-B16 CTLs.

VYDFFVWL

Purity: >98%
Clinical Data: No Development Reported
Size: 1 mg, 5 mg

Tyrosine Kinase Peptide 1

Cat. No.: HY-P2547

Tyrosine Kinase Peptide 1 is a control substrate peptide for c-Src assay.

KVEKIGEGTYGVVYK

Purity: >98%
Clinical Data: No Development Reported
Size: 1 mg, 5 mg

Tyrosine Protein Kinase JAK 2 (Phospho-Tyr8, 9)

Cat. No.: HY-P1590

Tyrosine Protein Kinase JAK 2 (Phospho-Tyr8, 9) is a peptide corresponding to amino acids 475 to 491 of mouse JAK2.

VLPQDKE-pY-pY-KVKEPGE

Purity: >98%
Clinical Data: No Development Reported
Size: 1 mg, 5 mg, 10 mg

UFP-101

Cat. No.: HY-P1299

UFP-101 is a potent, selective, and competitive antagonist of the **NOP receptor**, with a **pK_i** of 10.24. UFP-101 displays >3000-fold selectivity over δ, μ and κ opioid receptors. UFP-101 shows antidepressant-like effect.

Bn-GGGFTGARKSARKRKNQ-NH_2

Purity: >98%
Clinical Data: No Development Reported
Size: 1 mg, 5 mg

UFP-101 TFA

Cat. No.: HY-P1299A

UFP-101 TFA is a potent, selective, and competitive antagonist of the **N/OFQ peptide (NOP) receptor**, with a **pK_i** of 10.24. UFP-101 TFA displays >3000-fold selectivity over δ, μ and κ opioid receptors. UFP-101 TFA shows antidepressant-like effect.

Bn-GGGFTGARKSARKRKNQ-NH_2 (TFA salt)

Purity: 99.36%
Clinical Data: No Development Reported
Size: 1 mg, 5 mg

UFP-803

Cat. No.: HY-P1166

UFP-803 is a potent **urotensin-II receptor (UT)** ligand. UFP-803 has lower residual agonist activity, so it may be an important tool for the investigations on the role played by the **UT** system in physiology and pathology.

D-[Pen]-FW-[Dab]-YCV (Disulfide bridge:Pen_2-Cys_7)

Purity: >98%
Clinical Data: No Development Reported
Size: 1 mg, 5 mg

UFP-803 TFA

Cat. No.: HY-P1166A

UFP-803 TFA is a potent **urotensin-II receptor (UT)** ligand. UFP-803 TFA has lower residual agonist activity, so it may be an important tool for the investigations on the role played by the **UT** system in physiology and pathology.

D-[Pen]-FW-[Dab]-YCV (Disulfide bridge:Pen_2-Cys_7) (TFA salt)

Purity: >98%
Clinical Data: No Development Reported
Size: 1 mg, 5 mg

UL75 (14-42)Human herpesvirus 5

Cat. No.: HY-P3287

UL75 (14-42), Human herpesvirus 5, as a peptide, is a sequence of human herpesvirus 5.

VCLLSHLLSSRYGAEAISEPLDKAFHLLL

Purity: >98%
Clinical Data: No Development Reported
Size: 1 mg, 5 mg

Urechistachykinin I
(Uru-TK I) **Cat. No.:** HY-P1768

Urechistachykinin I (Uru-TK I), an invertebrate tachykinin-related peptides (TRPs) isolated from echiuroid worms, shows antimicrobial activities without a hemolytic effect.

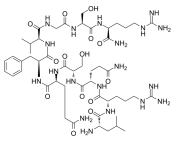

Purity: >98%
Clinical Data: No Development Reported
Size: 1 mg, 5 mg

Urechistachykinin II
(Uru-TK II) **Cat. No.:** HY-P1763

Urechistachykinin II (Uru-TK II), an invertebrate tachykinin-related peptides (TRPs) isolated from echiuroid worms, shows antimicrobial activities without a hemolytic effect.

AAGMGFFGAR-NH_2

Purity: >98%
Clinical Data: No Development Reported
Size: 1 mg, 5 mg

Urocortin II, human
Cat. No.: HY-P1752

Urocortin II (human) is a selective endogenous peptide agonist of **type-2 corticotropin-releasing factor (CRF2) receptor**. For investigating the role of the CRF (2) receptor in ingestive behavior.

IVLSLDVPIGLLQILLEQARARAAREQATTNARILARVGHC-NH_2

Purity: >98%
Clinical Data: No Development Reported
Size: 1 mg, 5 mg

Urocortin II, human TFA
Cat. No.: HY-P1752A

Urocortin II, human (TFA) is a selective endogenous peptide agonist of **type-2 corticotropin-releasing factor (CRF2) receptor**. For investigating the role of the CRF (2) receptor in ingestive behavior.

IVLSLDVPIGLLQILLEQARARAAREQATTNARILARVGHC-NH_2 (TFA salt)

Purity: >98%
Clinical Data: No Development Reported
Size: 1 mg, 5 mg

Urocortin III, mouse
Cat. No.: HY-P1858

Urocortin III, mouse is a corticotropin-releasing factor (**CRF**)-related peptide. Urocortin III preferentially binds and activates **CRF-R2**. Urocortin III (Ucn3) is a known component of the behavioral stress response system.

FTLSLDVPTNIMNILFNIDKAKNLRAKAAANAQLMAQI-NH_2

Purity: >98%
Clinical Data: No Development Reported
Size: 1 mg, 5 mg

Urocortin III, mouse TFA
Cat. No.: HY-P1858A

Urocortin III, mouse TFA is a corticotropin-releasing factor (**CRF**)-related peptide. Urocortin III preferentially binds and activates **CRF-R2**. Urocortin III (Ucn3) is a known component of the behavioral stress response system.

FTLSLDVPTNIMNILFNIDKAKNLRAKAAANAQLMAQI-NH_2 (TFA salt)

Purity: 99.56%
Clinical Data: No Development Reported
Size: 1 mg, 5 mg, 10 mg

Urocortin, human (Urocortin (human); Human urocortin; Human urocortin 1; Human urocortin I)
Cat. No.: HY-P1295

Urocortin, human, a 40-aa neuropeptide, acts as a selective agonist of endogenous **CRF_2 receptor**, with **K_i**s of 0.4, 0.3, and 0.5 nM for $hCRF_1$, $rCRF_{2\alpha}$ and $mCRF_{2\beta}$, respectively.

DNPPLSIDLTFHLLRTLLELARTQSQRERAEQNRIIFDSV-NH_2

Purity: 98.43%
Clinical Data: No Development Reported
Size: 500 µg, 1 mg, 5 mg

Urocortin, rat
(Urocortin (Rattus norvegicus); Rat urocortin;) **Cat. No.:** HY-P1296

Urocortin, rat (Urocortin (Rattus norvegicus)) is a neuropeptide and a potent endogenous **CRFR** agonist with **K_i**s of 13 nM, 1.5 nM, and 0.97 nM for **human CRF_1**, **rat $CRF_{2\alpha}$** and **mouse $CRF_{2\beta}$**, respectively.

DDPPLSIDLTFHLLRTLLELARTQSQRERAEQNRIIFDSV-NH_2

Purity: >98%
Clinical Data: No Development Reported
Size: 500 µg, 1 mg, 5 mg

Urocortin, rat TFA
(Urocortin (Rattus norvegicus) (TFA); Rat urocortin TFA) **Cat. No.:** HY-P1296A

Urocortin, rat TFA (Urocortin (Rattus norvegicus) TFA) is a neuropeptide and a potent endogenous **CRFR** agonist with **K_i**s of 13 nM, 1.5 nM, and 0.97 nM for **human CRF_1**, **rat $CRF_{2\alpha}$** and **mouse $CRF_{2\beta}$**, respectively.

DDPPLSIDLTFHLLRTLLELARTQSQRERAEQNRIIFDSV-NH_2 (TFA salt)

Purity: >98%
Clinical Data: No Development Reported
Size: 1 mg, 5 mg

Urotensin I
(Catostomus urotensin I) **Cat. No.:** HY-P1542

Urotensin I (Catostomus urotensin I), a CRF-like neuropeptide, acts as an agonist of **CRF receptor** with **pEC_{50}**s of 11.46, 9.36 and 9.85 for human CRF_1, human CRF_2 and rat $CRF_{2\alpha}$ receptors in CHO cells, and **K_i**s of 0.4, 1.8, and 5.7 nM for $hCRF_1$, $rCRF_{2\alpha}$ and $mCRF_{2\beta}$ receptors, respectively.

NDDPPISIDLTFHLLRNMIEMARIENEREQAGLNRKYLDEV-NH_2

Purity: >98%
Clinical Data: No Development Reported
Size: 500 µg, 1 mg, 5 mg

Urotensin I TFA

(Catostomus urotensin I TFA)

Cat. No.: HY-P1542B

Urotensin I (Catostomus urotensin I) TFA, a CRF-like neuropeptide, acts as an agonist of **CRF receptor** with **pEC$_{50}$**s of 11.46, 9.36 and 9.85 for human CRF$_1$, human CRF$_2$ and rat CRF$_{2\alpha}$ receptors in CHO cells, and **K$_i$**s of 0.4, 1.8, and 5.7 nM for hCRF$_1$, rCRF$_{2\alpha}$ and...

Purity: 98.29%
Clinical Data: No Development Reported
Size: 500 µg

Urotensin II (114-124), human

Cat. No.: HY-P1164

Urotensin II (114-124), human, an 11-amino acid residue peptide, is a potent vasoconstrictor and agonist for the orphan receptor **GPR14**.

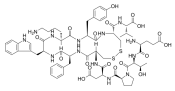

Purity: >98%
Clinical Data: No Development Reported
Size: 1 mg, 5 mg

Urotensin II (114-124), human TFA

Cat. No.: HY-P1164A

Urotensin II (114-124), human TFA, an 11-amino acid residue peptide, is a potent vasoconstrictor and agonist for the orphan receptor **GPR14**.

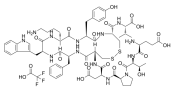

Purity: 99.76%
Clinical Data: No Development Reported
Size: 1 mg, 5 mg

Urotensin II, mouse

Cat. No.: HY-P1483

Urotensin II, mouse is an endogenous ligand for the orphan G-protein-coupled receptor **GPR14** or SENR. Urotensin II, mouse is a potent vasoconstrictor. Urotensin II, mouse plays a physiological role in the central nervous system.

Purity: >98%
Clinical Data: No Development Reported
Size: 1 mg, 5 mg, 10 mg

Urotensin II, mouse acetate

Cat. No.: HY-P1483B

Urotensin II, mouse acetate is an endogenous ligand for the orphan G-protein-coupled receptor **GPR14** or SENR. Urotensin II, mouse acetate is a potent vasoconstrictor. Urotensin II, mouse acetate plays a physiological role in the central nervous system.

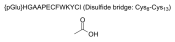

Purity: 99.65%
Clinical Data: No Development Reported
Size: 1 mg, 5 mg, 10 mg

Urotensin II, mouse TFA

Cat. No.: HY-P1483A

Urotensin II, mouse TFA is an endogenous ligand for the orphan G-protein-coupled receptor **GPR14** or SENR. Urotensin II, mouse TFA is a potent vasoconstrictor. Urotensin II, mouse TFA plays a physiological role in the central nervous system.

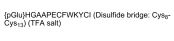

Purity: 99.58%
Clinical Data: No Development Reported
Size: 1 mg, 5 mg, 10 mg

Uty HY Peptide (246-254)

Cat. No.: HY-P1917

Uty HY Peptide (246-254), derived from the ubiquitously transcribed tetratricopeptide repeat gene on the Y chromosome (UTY) protein as an H-Y epitope, H-YD^b, is a male-specific transplantation antigen H-Y.

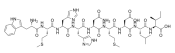

Purity: >98%
Clinical Data: No Development Reported
Size: 1 mg, 5 mg

V5 Epitope Tag Peptide Trifluoroacetate

Cat. No.: HY-P0325

V5 Epitope Tag Peptide Trifluoroacetate is a tag peptide derived from a small epitope present on the P and V proteins of the paramyxovirus of simian virus 5.

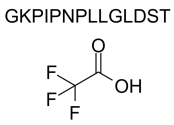

Purity: 98.05%
Clinical Data: No Development Reported
Size: 1 mg, 5 mg, 10 mg

Valinomycin

(NSC 122023)

Cat. No.: HY-N6693

Valinomycin (NSC 122023), a cyclic depsipeptide antibiotic, act as a potassium selective ionophore. Valinomycin (NSC 122023) inhibits lymphocyte proliferation by its effects on the cell membrane, and induces apoptosis in CHO cells.

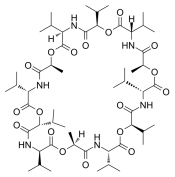

Purity: 99.05%
Clinical Data: No Development Reported
Size: 10 mM × 1 mL, 5 mg, 10 mg

Vapreotide

(RC160; BMY 41606)

Cat. No.: HY-P0061

Vapreotide is a **neurokinin-1 (NK1) receptor** antagonist, with an **IC$_{50}$** of 330 nM.

Purity: 98.83%
Clinical Data: Phase 3
Size: 10 mM × 1 mL, 1 mg, 5 mg, 10 mg, 50 mg

Vapreotide acetate
(RC-160 acetate; BMY-41606 acetate)

Cat. No.: HY-P0061A

Vapreotide acetate (RC-160 acetate; BMY-41606 acetate) is a **neurokinin-1 (NK1) receptor** antagonist, with an **IC_{50}** of 330 nM.

FCYWKVCW-NH_2(Disulfide bridge: Cys2-Cys7)

Purity: 99.67%
Clinical Data: Phase 3
Size: 5 mg, 10 mg, 25 mg, 50 mg, 100 mg

Vasonatrin Peptide (VNP)

Cat. No.: HY-P1556

Vasonatrin Peptide (VNP) is a chimera of atrial natriuretic peptide (ANP) and C-type natriuretic peptide (CNP).

GLSKGCFGLKLDRIGSMSGLGCNSFRY (Disulfide bridge: Cys_{14}-Cys_{31})

Purity: >98%
Clinical Data: No Development Reported
Size: 500 μg, 1 mg, 5 mg

Vasonatrin Peptide (VNP) (TFA)

Cat. No.: HY-P1556A

Vasonatrin Peptide (VNP) TFA is a chimera of atrial natriuretic peptide (ANP) and C-type natriuretic peptide (CNP).

GLSKGCFGLKLDRIGSMSGLGCNSFRY (Disulfide bridge: Cys_{14}-Cys_{31}) (TFA salt)

Purity: 98.79%
Clinical Data: No Development Reported
Size: 500 μg, 1 mg, 5 mg

Vasopressin

Cat. No.: HY-B1811

Vasopressin is a cyclic nonapeptide that is synthesized centrally in the hypothalamus.

CYFQNCPR-NH_2 (Disulfide Bridge: Cys_1-Cys_6)

Purity: 99.68%
Clinical Data: No Development Reported
Size: 5 mg, 10 mg, 25 mg, 50 mg

Velmupressin
(c(Bua-Cpa-Thi-Val-Asn-Cys)-Pro-d-Arg-NEt2)

Cat. No.: HY-P1809

c(Bua-Cpa-Thi-Val-Asn-Cys)-Pro-d-Arg-NEt2 is a potent, selective and short-acting peptidic **V_2 receptor (V_2R)** agonist with **EC_{50}**s of 0.07 and 0.02 nM for hV_2R and rV_2R, respectively.

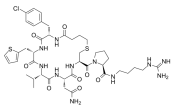

Purity: >98%
Clinical Data: No Development Reported
Size: 1 mg, 5 mg

Verucopeptin

Cat. No.: HY-P2657

Verucopeptin is a potent **HIF-1** (**IC_{50}**=0.22 μM) inhibitor and decreases the expression of HIF-1 target genes and HIF-1α protein levels.

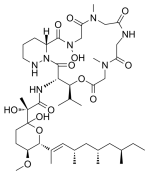

Purity: 98.42%
Clinical Data: No Development Reported
Size: 50 μg

VIP(6-28)(human, rat, porcine, bovine)

Cat. No.: HY-P1023

VIP(6-28)(human, rat, porcine, bovine) is an effective antagonist of the actions of exogenous vasoactive intestinal peptide (**VIP**) on cAMP.

FTDNYTRLRKQMAVKKYLNSILN-NH_2

Purity: 99.05%
Clinical Data: No Development Reported
Size: 500 μg, 1 mg, 5 mg

VIP(Guinea pig)
(Vasoactive Intestinal Peptide, guinea pig)

Cat. No.: HY-P1015

VIP Guinea pig (Vasoactive intestinal peptide), a trophic and mitogenic factor, stimulates growth in whole cultured embryos. VIP Guinea pig functions as a simple gastrointestinal hormone and suggest a possible neurotransmitter function.

HSDALFTDTYTRLRKQMAMKKYLNSVLN-NH_2

Purity: >98%
Clinical Data: No Development Reported
Size: 1 mg, 5 mg

VIP(Guinea pig) TFA
(Vasoactive Intestinal Peptide, guinea pig TFA)

Cat. No.: HY-P1015A

VIP Guinea pig TFA (Vasoactive intestinal peptide), a trophic and mitogenic factor, stimulates growth in whole cultured embryos. VIP Guinea pig functions as a simple gastrointestinal hormone and suggest a possible neurotransmitter function.

HSDALFTDTYTRLRKQMAMKKYLNSVLN-NH_2 (TFA salt)

Purity: >98%
Clinical Data: No Development Reported
Size: 1 mg, 5 mg

VIR-165

Cat. No.: HY-P1753

VIR-165 is a modified form of virus inhibitory peptide (VIRIP) that binds the fusion peptide of the gp41 subunit and prevents its insertion into the target membrane. VIRIP inhibits a wide variety of human immunodeficiency virus type 1 (HIV-1) strains.

LEAIPCSIPPCFAFNKPFVF (Disulfide bridge: Cys6-Cys11)

Purity: >98%
Clinical Data: No Development Reported
Size: 1 mg, 5 mg

Vitronectin (367-378)

Cat. No.: HY-P2452

Vitronectin (367-378) is a peptide corresponding to residues 367-378 of Vitronectin. Vitronectin is a multifunctional glycoprotein known in several human tumors for its adhesive role in processes such as cell growth, angiogenesis and metastasis.

GKKQRFRHRNRKG

Purity: >98%
Clinical Data: No Development Reported
Size: 1 mg, 5 mg

VKGILS-NH2

Cat. No.: HY-P1310

VKGILS-NH2 is a reversed amino acid sequence control peptide for SLIGKV-NH2 (protease-activated receptor 2 (PAR2) agonist). VKGILS-NH2 has no effect on DNA synthesis in cells.

VKGILS-NH_2

Purity: 99.68%
Clinical Data: No Development Reported
Size: 5 mg, 10 mg

VKGILS-NH2 TFA

Cat. No.: HY-P1310A

VKGILS-NH2 TFA is a reversed amino acid sequence control peptide for SLIGKV-NH2 (protease-activated receptor 2 (PAR2) agonist). VKGILS-NH2 TFA has no effect on DNA synthesis in cells.

VKGILS-NH_2 (TFA salt)

Purity: >98%
Clinical Data: No Development Reported
Size: 1 mg, 5 mg

VPM peptide

Cat. No.: HY-P3159

VPM peptide is a dithiol protease-cleavable peptide cross-linker. VPM peptide can be incorporated into the backbone of the PEG-diacrylate (PEG-DA) macromer to form PEG hydrogel.

GCRDVPMSMRGGDRCG

Purity: >98%
Clinical Data: No Development Reported
Size: 1 mg, 5 mg

VPM peptide TFA

Cat. No.: HY-P3159A

VPM peptide TFA is a dithiol protease-cleavable peptide cross-linker. VPM peptide TFA can be incorporated into the backbone of the PEG-diacrylate (PEG-DA) macromer to form PEG hydrogel.

GCRDVPMSMRGGDRCG (TFA salt)

Purity: >98%
Clinical Data: No Development Reported
Size: 1 mg, 5 mg

VSV-G tag Peptide

Cat. No.: HY-P0328

VSV-G Peptide is a 11 amino acid peptide derived from the Vesicular Stomatitis viral glycoprotein.

YTDIEMNRLGK

Purity: 95.23%
Clinical Data: No Development Reported
Size: 1 mg, 5 mg, 10 mg

WKYMVM

Cat. No.: HY-P1120

WKYMVM is a potent N-formyl peptide receptor (**FPR1**) and **FPRL1/2** agonist, also activates several leukocyte effector functions such as chemotaxis, mobilization of complement receptor-3, and activation of the NADPH oxidase.

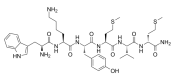

Purity: 99.79%
Clinical Data: No Development Reported
Size: 5 mg

WKYMVM TFA

Cat. No.: HY-P1120A

WKYMVM (TFA) is a potent N-formyl peptide receptor (**FPR1**) and **FPRL1/2** agonist, also activates several leukocyte effector functions such as chemotaxis, mobilization of complement receptor-3, and activation of the NADPH oxidase.

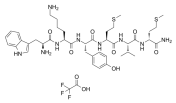

Purity: >98%
Clinical Data: No Development Reported
Size: 1 mg, 5 mg

WKYMVM-NH2 TFA

Cat. No.: HY-P1121A

WKYMVM-NH2 TFA is a potent N-formyl peptide receptor (FPR1) and FPRL1/2 agonist, also activates several leukocyte effector functions such as chemotaxis, mobilization of complement receptor-3, and activation of the NADPH oxidase.

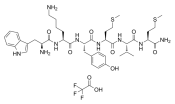

Purity: >98%
Clinical Data: No Development Reported
Size: 1 mg, 5 mg

WL47

Cat. No.: HY-P2288

WL47, a high-affinity **cavolin-1 (CAV1) ligand** (**K_d**=23 nM), is a potent disrupter of **CAV1** oligomers. WL47 shows selectivity for CAV1 over BSA, casein and HEWL.

KLRMWSCCSWMRLK

Purity: >98%
Clinical Data: No Development Reported
Size: 1 mg, 5 mg

WL47 TFA

Cat. No.: HY-P2288A

WL47 TFA, a high-affinity **cavolin-1 (CAV1) ligand** (K_d=23 nM), is a potent disrupter of **CAV1 oligomers**. WL47 TFA shows selectivity for CAV1 over BSA, casein and HEWL.

KLRMWSCCSWMRLK (TFA salt)

Purity: 99.70%
Clinical Data: No Development Reported
Size: 1 mg, 5 mg

WRW4 TFA

Cat. No.: HY-P1119A

WRW4 TFA, a specific **formyl peptide receptor-like 1 (FPRL1)** antagonist, inhibits WKYMVm binding to FPRL1 with an IC_{50} of 0.23 μM. WRW4 TFA specifically inhibits the increase in intracellular calcium by the FPRL1 agonists MMK-1, amyloid beta42 (Abeta42) peptide, and F peptide.

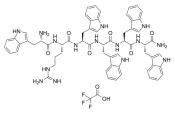

Purity: >98%
Clinical Data: No Development Reported
Size: 1 mg, 5 mg

X-press Tag Peptide

Cat. No.: HY-P0329

X-press Tag Peptide is a tag peptide used for protein purification. X-press Tag is also an N-terminal leader peptide; this N-terminal peptide contains a polyhistidine sequence, the Xpress epitope (part of bacteriophage T7 gene 10 protein) and an enterokinase cleavage site.

DLYDDDDK

Purity: >98%
Clinical Data: No Development Reported
Size: 1 mg, 5 mg, 10 mg

Xenin

Cat. No.: HY-P0259

Xenin is a 25-amino acid peptide initially isolated from human gastric mucosa. Xenin is a gut hormone that can reduce food intake.

MLTKFETKSARVKGLSFHPKRPWIL

Purity: >98%
Clinical Data: Phase 1
Size: 500 μg, 1 mg, 5 mg

Xenin-8

Cat. No.: HY-P1257

Xenin-8, a C-terminal octapeptide, is a biologically active fragment of Xenin. Xenin is a 25-amino acid peptide of the neurotensin/xenopsin family. Xenin-8 stimulates basal insulin secretion and potentiates the insulin response to glucose in a dose-dependent manner (EC_{50}=0.16 nM).

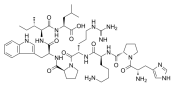

Purity: >98%
Clinical Data: No Development Reported
Size: 1 mg, 5 mg

Xenin-8 TFA

Cat. No.: HY-P1257A

Xenin-8 TFA, a C-terminal octapeptide, is a biologically active fragment of Xenin. Xenin is a 25-amino acid peptide of the neurotensin/xenopsin family.

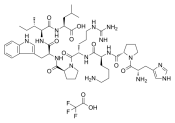

Purity: >98%
Clinical Data: No Development Reported
Size: 1 mg, 5 mg

Xenopsin

Cat. No.: HY-P0253

Xenopsin, a neurotensin-like octapeptide from Xenopus laevis skin. Xenopsin is an inhibitor of Tetragastrin stimulated gastric acid secretion.

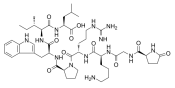

Purity: >98%
Clinical Data: No Development Reported
Size: 1 mg, 5 mg, 10 mg, 25 mg

Xenopsin TFA

Cat. No.: HY-P0253A

Xenopsin TFA, a neurotensin-like octapeptide from Xenopus laevis skin. Xenopsin TFA is an inhibitor of Tetragastrin stimulated gastric acid secretion.

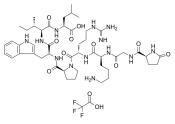

Purity: >98%
Clinical Data: No Development Reported
Size: 1 mg, 5 mg

YAP-TEAD-IN-1

Cat. No.: HY-P2244

YAP-TEAD-IN-1 is a potent and competitive inhibitor of **YAP–TEAD interaction** (IC_{50}=25 nM). YAP-TEAD-IN-1 is a 17mer peptide and shows a higher the binding affinity to TEAD1 (K_d=15 nM) than YAP (50-171) (K_d=40 nM).

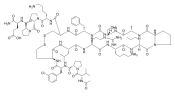

Purity: >98%
Clinical Data: No Development Reported
Size: 1 mg, 5 mg

YAP-TEAD-IN-1 TFA

Cat. No.: HY-P2244A

YAP-TEAD-IN-1 TFA is a potent and competitive peptide inhibitor of **YAP-TEAD interaction** (IC_{50}=25 nM). YAP-TEAD-IN-1 TFA is a 17mer peptide and shows a higher the binding affinity to TEAD1 (K_d=15 nM) than YAP (50-171) (K_d= 40 nM).

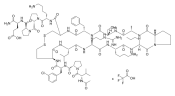

Purity: 99.88%
Clinical Data: No Development Reported
Size: 1 mg, 5 mg, 10 mg

YRGDS Fibronectin Fragment

Cat. No.: HY-P1921

YRGDS Fibronectin Fragment is a fibronectin fragment, an adhesion peptide that displays strong binding affinity to thrombin-stimulated platelets.

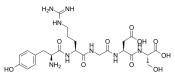

Purity: >98%
Clinical Data: No Development Reported
Size: 1 mg, 5 mg

Z-Gly-Gly-Arg-AMC

Cat. No.: HY-P0019

Z-Gly-Gly-Arg-AMC is a thrombin-specific fluorogenic substrate for testing of thrombin generation in PRP and platelet-poor plasma (PPP).

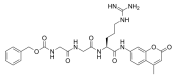

Purity: >98%
Clinical Data: No Development Reported
Size: 1 mg, 5 mg

Z-Gly-Gly-Arg-AMC acetate

Cat. No.: HY-P0019A

Z-Gly-Gly-Arg-AMC acetate is a thrombin-specific fluorogenic substrate for testing of thrombin generation in PRP and platelet-poor plasma (PPP).

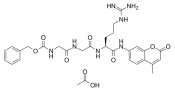

Purity: 99.84%
Clinical Data: No Development Reported
Size: 10 mM × 1 mL, 5 mg, 10 mg, 50 mg

Z-LE(OMe)TD(OMe)-FMK

Cat. No.: HY-138203

Z-LE(OMe)TD(OMe)-FMK is a selective **caspase-8** inhibitor. Z-LE(OMe)TD(OMe)-FMK can inhibit cell apoptosis.

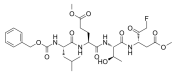

Purity: >98%
Clinical Data: No Development Reported
Size: 1 mg, 5 mg

Z-LEHD-FMK

Cat. No.: HY-P1010

Z-LEHD-FMK is a selective and irreversible inhibitor of **caspase-9**, protects against lethal reperfusion injury and attenuates apoptosis. Z-LEHD-FMK exhibits the neuroprotective effect in a rat model of spinal cord trauma.

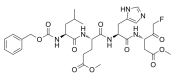

Purity: ≥98.0%
Clinical Data: No Development Reported
Size: 100 μg

Z-LEHD-FMK TFA

Cat. No.: HY-P1010A

Z-LEHD-FMK TFA is a selective and irreversible inhibitor of **caspase-9**, protects against lethal reperfusion injury and attenuates apoptosis. Z-LEHD-FMK TFA exhibits the neuroprotective effect in a rat model of spinal cord trauma.

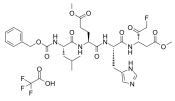

Purity: >98%
Clinical Data: No Development Reported
Size: 1 mg, 5 mg

Z-VRPR-FMK TFA

(VRPR)

Cat. No.: HY-P1407

Z-VRPR-FMK (TFA) (VRPR), a tetrapeptide, is a selective and irreversible **MALT1** (Mucosa-associated lymphoid tissue lymphoma translocation protein 1) inhibitor. Z-VRPR-FMK (TFA) can protect against **influenza A virus (IAV)** infection.

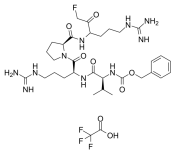

Purity: >98%
Clinical Data: No Development Reported
Size: 500 μg

Z-WEHD-FMK

Cat. No.: HY-P0111

Z-WEHD-FMK is a potent, cell-permeable and irreversible **caspase-1/5** inhibitor. Z-WEHD-FMK also exhibits a robust inhibitory effect on **cathepsin B** activity (**IC_{50}**=6 μM). Z-WEHD-FMK can be used to investigate cells for evidence of apoptosis.

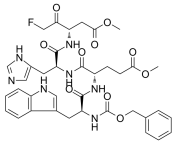

Purity: 98.64%
Clinical Data: No Development Reported
Size: 10 mM × 1 mL, 5 mg, 10 mg, 50 mg

Z-YVAD-FMK

Cat. No.: HY-P1009

Z-YVAD-FMK is a cell-permeable **caspase-1** and **-4** inhibitor with anti-inflammatory and anti-tumor activities.

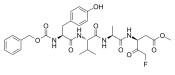

Purity: ≥98.0%
Clinical Data: No Development Reported
Size: 10 mM × 1 mL, 1 mg, 5 mg, 10 mg

Ziconotide

Cat. No.: HY-P0062

Ziconotide is an analgesic agent and has been used to treat neuropathic and non-neuropathic pain.

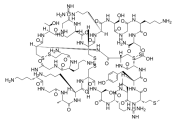

Purity: >98%
Clinical Data: Launched
Size: 1 mg, 5 mg

Ziconotide TFA

Cat. No.: HY-P0062A

Ziconotide TFA is an analgesic agent and has been used to treat neuropathic and non-neuropathic pain.

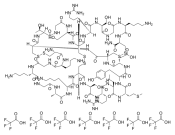

Purity: >98%
Clinical Data: Launched
Size: 1 mg, 5 mg

ZIP

Cat. No.: HY-P1284

ZIP is a selective peptide inhibitor of **PKMζ**. ZIP injections can block the impairment in morphine conditioned place preference induced.

{Myr-Ser}-IYRRGARRWRKL

Purity: 99.62%
Clinical Data: No Development Reported
Size: 1 mg, 5 mg, 10 mg

ZIP TFA

Cat. No.: HY-P1284A

ZIP TFA is a selective peptide inhibitor of **PKMζ**. ZIP TFA injections can block the impairment in morphine conditioned place preference induced.

{Myr-Ser}-IYRRGARRWRKL (TFA salt)

Purity: >98%
Clinical Data: No Development Reported
Size: 1 mg, 5 mg

ZIP(Scrambled)

Cat. No.: HY-P1391

ZIP(Scrambled) is a scrambled control peptide for zeta inhibitory peptide (ZIP).

Myristoyl-RLYRKRIWRSAGR

Purity: >98%
Clinical Data: No Development Reported
Size: 1 mg, 5 mg

ZIP(Scrambled) TFA

Cat. No.: HY-P1391A

ZIP(Scrambled) TFA is a scrambled control peptide for zeta inhibitory peptide (ZIP).

Myristoyl-RLYRKRIWRSAGR (TFA salt)

Purity: >98%
Clinical Data: No Development Reported
Size: 1 mg, 5 mg

[(pF)Phe4]Nociceptin(1-13)NH2

Cat. No.: HY-P1300

[(pF)Phe4]Nociceptin(1-13)NH2 is a highly potent and selective **NOP receptor (OP4)** agonist, with a **pK_i** of 10.68 and a **pEC_{50}** of 9.31. [(pF)Phe4]Nociceptin(1-13)NH2 displays high selectivity over δ, κ, and μ opioid receptors (>3000 fold).

FGG{Phe(4-F)}TGARKSARK-NH_2

Purity: >98%
Clinical Data: No Development Reported
Size: 1 mg, 5 mg

[Ala1,3,11,15]-Endothelin (53-63) (TFA)

Cat. No.: HY-P1019A

[Ala1,3,11,15]-Endothelin (53-63) (TFA), a linear peptide analog of endothelin (ET)-1, is a highly selective **endothelin B (ETB)** receptor.

ASASSLMDKEAVYFAHLDIIW (TFA salt)

Purity: >98%
Clinical Data: No Development Reported
Size: 5 mg

[Ala107]MBP(104-118)

Cat. No.: HY-P1289A

[Ala107]MBP(104-118) is an noncompetitive peptide inhibitors of **protein kinase C (PKC)**, with **IC_{50}**s ranging from 46-145 μM.

GKGAGLSLSRFSWGA

Purity: >98%
Clinical Data: No Development Reported
Size: 1 mg, 5 mg

[Ala107]MBP(104-118) TFA

Cat. No.: HY-P1289B

[Ala107]MBP(104-118) TFA is an noncompetitive peptide inhibitors of **protein kinase C (PKC)**, with **IC_{50}**s ranging from 46-145 μM.

GKGAGLSLSRFSWGA (TFA salt)

Purity: >98%
Clinical Data: No Development Reported
Size: 1 mg, 5 mg

[Ala11,D-Leu15]-Orexin B(human)

Cat. No.: HY-P1340

[Ala11,D-Leu15]-Orexin B(human) is a potent and selective **orexin-2 receptor (OX2)** agonist. [Ala11,D-Leu15]-Orexin B(human) shows a 400-fold selectivity for the OX2 (**EC_{50}**=0.13 nM) over OX1 (52 nM).

RSGPPGLQGRAQRLLQASGNHAAGILTM-NH_2

Purity: >98%
Clinical Data: No Development Reported
Size: 1 mg, 5 mg

[Ala11,D-Leu15]-Orexin B(human) TFA

Cat. No.: HY-P1340A

[Ala11,D-Leu15]-Orexin B(human) TFA is a potent and selective **orexin-2 receptor (OX2)** agonist. [Ala11,D-Leu15]-Orexin B(human) TFA shows a 400-fold selectivity for the OX2 (**EC_{50}**=0.13 nM) over OX1 (52 nM).

RSGPPGLQGRAQRLLQASGNHAAGILTM-NH_2 (TFA salt)

Purity: >98%
Clinical Data: No Development Reported
Size: 1 mg, 5 mg

[Ala113]MBP(104-118)

Cat. No.: HY-P1289

[Ala113]MBP(104-118) is an noncompetitive peptide inhibitors of **protein kinase C (PKC)**, with **IC_{50}**s ranging from 28-62 μM.

GKGRGLSLSAFSWGA

Purity: >98%
Clinical Data: No Development Reported
Size: 1 mg, 5 mg

[Ala113]MBP(104-118) TFA

Cat. No.: HY-P1289C

[Ala113]MBP(104-118) TFA is an noncompetitive peptide inhibitors of **protein kinase C (PKC)**, with **IC_{50}**s ranging from 28-62 μM.

GKGRGLSLSAFSWGA (TFA salt)

Purity: >98%
Clinical Data: No Development Reported
Size: 1 mg, 5 mg

[Ala17]-MCH

Cat. No.: HY-P1204

[Ala17]-MCH, a MCH analogue (HY-P1525A), is a selective ligand for **$MCHR_1$** (**K_i**=0.16 nM) over $MCHR_2$ (**K_i**=34 nM). [Eu^{3+} chelate-labeled [Ala17]-MCH shows high affnity for $MCHR_1$ (**K_d**=0.37 nM) while has little demonstrable binding affnity for $MCHR_2$.

DFDMLRCMLGRVYRPCAQV (Disulfide bridge:Cys_7-Cys_{14})

Purity: >98%
Clinical Data: No Development Reported
Size: 1 mg, 5 mg

[Ala17]-MCH TFA

Cat. No.: HY-P1204A

[Ala17]-MCH TFA, a MCH analogue (HY-P1525A), is a selective ligand for **$MCHR_1$** (**K_i**=0.16 nM) over $MCHR_2$ (**K_i**=34 nM). [Eu^{3+} chelate-labeled [Ala17]-MCH shows high affnity for $MCHR_1$ (**K_d**=0.37 nM) while has little demonstrable binding affnity for $MCHR_2$.

DFDMLRCMLGRVYRPCAQV (Disulfide bridge:Cys_7-Cys_{14}) (TFA salt)

Purity: >98%
Clinical Data: No Development Reported
Size: 1 mg, 5 mg

[Arg14,Lys15]Nociceptin

Cat. No.: HY-P1301

[Arg14,Lys15]Nociceptin is a highly potent and selective **NOP receptor (ORL1; OP4)** agonist, with an **EC_{50}** of 1 nM. [Arg14,Lys15]Nociceptin displays high selectivity over opioid receptors, with IC_{50}s of 0.32, 280, >10000 and 1500 nM for NOP, μ, δ and κ receptors, respectively.

FGGFTGARKSARKRKNHQ

Purity: >98%
Clinical Data: No Development Reported
Size: 1 mg, 5 mg

[Arg14,Lys15]Nociceptin TFA

Cat. No.: HY-P1301A

[Arg14,Lys15]Nociceptin TFA is a highly potent and selective **NOP receptor (ORL1; OP4)** agonist, with an **EC_{50}** of 1 nM. [Arg14,Lys15]Nociceptin TFA displays high selectivity over opioid receptors, with IC_{50}s of 0.32, 280, >10000 and 1500 nM for NOP, μ, δ and κ receptors, respectively.

FGGFTGARKSARKRKNQ (TFA salt)

Purity: >98%
Clinical Data: No Development Reported
Size: 1 mg, 5 mg

[Arg8]-Vasotocin

Cat. No.: HY-P1574

[Arg8]-Vasotocin is a vertebrate neurohypophyseal peptide of the vasopressin/oxytocin hormone family.

CYIQNCPRG-NH_2 (Disulfide bridge: Cys_1-Cys_6)

Purity: >98%
Clinical Data: No Development Reported
Size: 1 mg, 5 mg

[Arg8]-Vasotocin TFA

Cat. No.: HY-P1574A

[Arg8]-Vasotocin (TFA) is a vertebrate neurohypophyseal peptide of the vasopressin/oxytocin hormone family.

CYIQNCPRG-NH2 (Disulfide bridge: Cys1-Cys6) (TFA salt)

Purity: 99.87%
Clinical Data: No Development Reported
Size: 5 mg, 10 mg, 25 mg

[Asp371]-Tyrosinase (369-377), human

Cat. No.: HY-P1919

Tyrosinase 369-377, human is a HLA-A2.1-restricted epitope derived from tyrosinase, has been used to develop tumor-targeted vaccines with mixed efficacy.

YMDGTMSQV

Purity: >98%
Clinical Data: No Development Reported
Size: 1 mg, 5 mg

[Asp5]-Oxytocin

Cat. No.: HY-P3217

[Asp5]-Oxytocin is the first 5-position neurohypophyseal hormone analogue possessing significant biological activity.

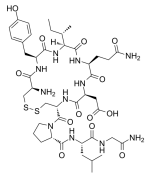

Purity: >98%
Clinical Data: No Development Reported
Size: 1 mg, 5 mg

[bAla8]-Neurokinin A(4-10)

(MEN 10210)

Cat. No.: HY-P1031

[bAla8]-Neurokinin A(4-10) is a **neurokinin 2 (NK2) receptor** agonist.

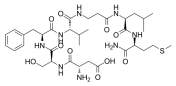

Purity: 98.17%
Clinical Data: No Development Reported
Size: 1 mg, 5 mg, 10 mg

[cPP1-7,NPY19-23,Ala31,Aib32,Gln34]-hPancreatic Polypeptide

Cat. No.: HY-P1324

[cPP1-7,NPY19-23,Ala31,Aib32,Gln34]-hPancreatic Polypeptide is a potent and selective **neuropeptide Y Y_5** receptor agonist with an **IC_{50}** of 0.24 nM for binding to the hY_5 receptor. [cPP1-7,NPY19-23,Ala31,Aib32,Gln34]-hPancreatic Polypeptide induces a high amount of food intake.

GPSQPTYPGDNATPEQMARYYSALRRYINM(Aib)RQRY-NH_2

Purity: >98%
Clinical Data: No Development Reported
Size: 1 mg, 5 mg

[cPP1-7,NPY19-23,Ala31,Aib32,Gln34]-hPancreatic polypeptide TFA

Cat. No.: HY-P1324A

[cPP1-7,NPY19-23,Ala31,Aib32,Gln34]-hPancreatic Polypeptide is a potent and selective **neuropeptide Y Y_5** receptor agonist with an **IC_{50}** of 0.24 nM for binding to the hY_5 receptor. [cPP1-7,NPY19-23,Ala31,Aib32,Gln34]-hPancreatic Polypeptide induces a high amount of food intake.

GPSQPTYPGDNATPEQMARYYSALRRYINM(Aib)RQRY-NH_2 (TFA salt)

Purity: >98%
Clinical Data: No Development Reported
Size: 1 mg, 5 mg

[D-Ala2]leucine-enkephalin

Cat. No.: HY-P0098

[D-Ala2]leucine-enkephalin, a **delta opioid** agonist, is a degradation resistant long-acting Leu-enkephalin.

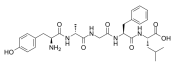

Purity: 99.77%
Clinical Data: No Development Reported
Size: 10 mM × 1 mL, 5 mg, 10 mg, 50 mg

[D-Arg25]-Neuropeptide Y (human)

Cat. No.: HY-P0198B

[D-Arg25]-Neuropeptide Y (human) ([D-Arg25] NPY) is a **Y_1 receptor** selective agonist. Neuropeptide Y (human) is involved in Alzheimer's disease (AD) and protects rat cortical neurons against β-Amyloid toxicity.
.

YPSKPDNPGEDAPAEDMARYYSAL-(D-Arg)-HYINLITRQRY-NH_2

Purity: >98%
Clinical Data: No Development Reported
Size: 1 mg, 5 mg

[D-Asn5]-Oxytocin

Cat. No.: HY-P3220

[D-Asn5]-Oxytocin possesses very low specific oxytocic and vasodepressor activities. By cumulative dose-response studies for oxytocic activity, [D-Asn5]-Oxytocin has similar intrinsic activity to oxytocin.

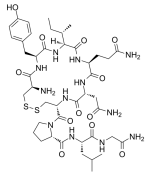

Purity: >98%
Clinical Data: No Development Reported
Size: 1 mg, 5 mg

[D-p-Cl-Phe6,Leu17]-VIP

Cat. No.: HY-P1159

[D-p-Cl-Phe6,Leu17]-VIP is a competitive and selective antagonist of **vasoactive intestinal peptide (VIP) receptor**, with the **IC_{50}** of 125.8 nM. [D-p-Cl-Phe6,Leu17]-VIP has no activity on glucagon, secretin or GRF receptors.

HSDAV-[Cl-Phe]-TDNYTRLRKQLAVKKYLNSILN-NH_2

Purity: >98%
Clinical Data: No Development Reported
Size: 1 mg, 5 mg

[D-p-Cl-Phe6,Leu17]-VIP TFA

Cat. No.: HY-P1159A

[D-p-Cl-Phe6,Leu17]-VIP TFA is a competitive and selective antagonist of **vasoactive intestinal peptide (VIP) receptor**, with the **IC_{50}** of 125.8 nM. [D-p-Cl-Phe6,Leu17]-VIP TFA has no activity on glucagon, secretin or GRF receptors.

HSDAV-[Cl-Phe]-TDNYTRLRKQLAVKKYLNSILN-NH_2 (TFA salt)

Purity: 99.26%
Clinical Data: No Development Reported
Size: 5 mg, 10 mg

[D-Trp11]-Neurotensin

Cat. No.: HY-P3057

[D-Trp11]-Neurotensin, an analogue of Neurotensin (NT), is a selective antagonist of NT in perfused rat hearts but behaves as a full agonist in guinea pig atria and rat stomach strips. [D-Trp11]-Neurotensin can inhibit NT-induced hypotension.

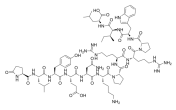

Purity: >98%
Clinical Data: No Development Reported
Size: 1 mg, 5 mg

[D-Trp34]-Neuropeptide Y

Cat. No.: HY-P1322

[D-Trp34]-Neuropeptide Y is a potent and selective **neuropeptide Y (NPY) Y_5 receptor** agonist. [D-Trp34]-Neuropeptide Y is a significantly less potent agonist at the NPY Y_1, Y_2, Y_4, and y_6 receptors. [D-Trp34]-Neuropeptide Y markedly increases food intake in rats.

YPSKPDNPGEDAPAEDLARYYSALRHYINLITR-(D-Trp)-RY-NH_2

Purity: >98%
Clinical Data: No Development Reported
Size: 1 mg, 5 mg

[D-Trp34]-Neuropeptide Y TFA

Cat. No.: HY-P1322A

[D-Trp34]-Neuropeptide Y TFA is a potent and selective **neuropeptide Y (NPY) Y_5 receptor** agonist. [D-Trp34]-Neuropeptide Y TFA is a significantly less potent agonist at the NPY Y_1, Y_2, Y_4, and y_6 receptors.

YPSKPDNPGEDAPAEDLARYYSALRHYINLITR-(D-Trp)-RY-NH_2 (TFA salt)

Purity: >98%
Clinical Data: No Development Reported
Size: 1 mg, 5 mg

[D-Trp7,9,10]-Substance P

Cat. No.: HY-P1375

[D-Trp7,9,10]-Substance P is a substance P analogue. Substance P stimulates substance P receptors but also inhibits ion conductance through nicotinic acetylcholine receptors.

RPKPQQWFWWM-NH_2

Purity: >98%
Clinical Data: No Development Reported
Size: 1 mg, 5 mg

[D-Trp7,9,10]-Substance P TFA

Cat. No.: HY-P1375A

[D-Trp7,9,10]-Substance P TFA is a substance P analogue. Substance P stimulates substance P receptors but also inhibits ion conductance through nicotinic acetylcholine receptors.

RPKPQQWFWWM-NH_2 (TFA salt)

Purity: >98%
Clinical Data: No Development Reported
Size: 1 mg, 5 mg

[D-Trp8]-γ-MSH

Cat. No.: HY-P1217

[D-Trp8]-γ-MSH is a potent and selective agonist of **melanocortin 3 (MC3) receptor**, with **IC_{50}**s of 6.7 nM, 600 nM and 340 nM for **hMC3**, **hMC4** and **hMC5**, respectively in CHO cells.

YVMGHFRWDRFG

Purity: >98%
Clinical Data: No Development Reported
Size: 1 mg, 5 mg

[D-Trp8]-γ-MSH TFA

Cat. No.: HY-P1217A

[D-Trp8]-γ-MSH TFA is a potent and selective agonist of **melanocortin 3 (MC3) receptor**, with **IC_{50}**s of 6.7 nM, 600 nM and 340 nM for **hMC3**, **hMC4** and **hMC5**, respectively in CHO cells.

YVMGHFRWDRFG (TFA salt)

Purity: >98%
Clinical Data: No Development Reported
Size: 1 mg, 5 mg

[Des-Arg9]-Bradykinin

Cat. No.: HY-P0298

[Des-Arg9]-Bradykinin is a **Bradykinin (B_1)** receptor agonist that displays selectivity for B_1 over B_2 receptors.

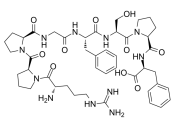

Purity: >98%
Clinical Data: No Development Reported
Size: 1 mg, 5 mg

[Des-Arg9]-Bradykinin acetate

Cat. No.: HY-P0298A

[Des-Arg9]-Bradykinin acetate is a **Bradykinin B_1 receptor** agonist that displays selectivity for B_1 over B_2 receptors.

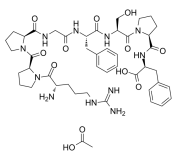

Purity: 96.90%
Clinical Data: No Development Reported
Size: 5 mg, 10 mg, 25 mg

[Des-His1,Glu9]-Glucagon amide

Cat. No.: HY-P1143

[Des-His1,Glu9]-Glucagon amide is a potent and peptide antagonist of the **glucagon receptor**, with a **pA_2** of 7.2. [Des-His1,Glu9]-Glucagon amide is potentially useful in the study of the pathogenesis of diabetes.

SQGTFTSEYSKYLDSRRAQDFVQWLMNT-NH_2

Purity: >98%
Clinical Data: No Development Reported
Size: 1 mg, 5 mg

[Des-His1,Glu9]-Glucagon amide TFA

Cat. No.: HY-P1143A

[Des-His1,Glu9]-Glucagon amide TFA is a potent and peptide antagonist of the **glucagon receptor**, with a **pA_2** of 7.2. [Des-His1,Glu9]-Glucagon amide TFA is potentially useful in the study of the pathogenesis of diabetes.

SQGTFTSEYSKYLDSRRAQDFVQWLMNT-NH_2 (TFA salt)

Purity: >98%
Clinical Data: No Development Reported
Size: 1 mg, 5 mg

[Des-Tyr1]-Met-Enkephalin

Cat. No.: HY-P2658

[Des-Tyr1]-Met-Enkephalin, a tetrapeptide, is a degradationproduct of enkephalins.

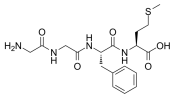

Purity: >98%
Clinical Data: No Development Reported
Size: 1 mg, 5 mg

[Gln8]-C517 (LH-RH), chicken

Cat. No.: HY-P1905

[Gln8]-C517 (LH-RH), chicken is an avian hypothalamic peptide, which stimulates release of gonadotropins from anterior pituitary, thus regulating reproductive functions.

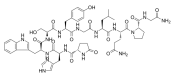

Purity: 98.49%
Clinical Data: No Development Reported
Size: 5 mg, 10 mg

[Glu1]-Fibrinopeptide B

Cat. No.: HY-P0308

[Glu1]-Fibrinopeptide B is derived from fibrinopeptide B amino acid residues 1-14. Human fibrinopeptide B (hFpB), a thrombin-derived proteolytic cleavage product of the fibrinogen B beta-chain, to stimulate neutrophils (PMN), monocytes, and fibroblasts.

EGVNDNEEGFFSAR

Purity: >98%
Clinical Data: No Development Reported
Size: 500 µg, 1 mg, 5 mg

[Glu4]-Oxytocin

Cat. No.: HY-P3218

[Glu4]-Oxytocin is an appropriate derivative of oxytocin for conducting a comprehensive investigation by a variety of methods of the conformation of "oxytocin-like" molecules in aqueous solution.

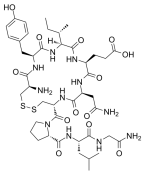

Purity: >98%
Clinical Data: No Development Reported
Size: 1 mg, 5 mg

[Hyp3]-Bradykinin

Cat. No.: HY-P3061

[Hyp3]-Bradykinin, naturally occurring peptide hormone, is a bradykinin receptor agonist. [Hyp3]-Bradykinin interacts with B2-bradykinin receptors and stimulates inositol phosphate production in cultured human fibroblasts.

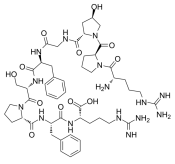

Purity: >98%
Clinical Data: No Development Reported
Size: 1 mg, 5 mg

[Leu31,Pro34]-Neuropeptide Y(human,rat)

Cat. No.: HY-P1323

[Leu31,Pro34]-Neuropeptide Y(human,rat) is a specific **neuropeptide Y Y_1 receptor** agonist. [Leu31,Pro34]-Neuropeptide Y(human,rat) slao activates Y_4, Y_5. [Leu31,Pro34]-Neuropeptide Y(human,rat) can increase blood pressure in anesthetized rats and increases food intake.

YPSKPDNPGEDAPAEDMARYYSALRHYINLLTRPRY-NH_2

Purity: >98%
Clinical Data: No Development Reported
Size: 1 mg, 5 mg

[Leu31,Pro34]-Neuropeptide Y(human,rat) TFA

Cat. No.: HY-P1323A

[Leu31,Pro34]-Neuropeptide Y(human,rat) TFA is a specific **neuropeptide Y Y_1 receptor** agonist. [Leu31,Pro34]-Neuropeptide Y(human,rat) TFA slao activates Y_4, Y_5. [Leu31,Pro34]-Neuropeptide Y(human,rat) TFA can increase blood pressure in anesthetized rats and increases food intake.

YPSKPDNPGEDAPAEDMARYYSALRHYINLLTRPRY-NH_2 (TFA salt)

Purity: 99.38%
Clinical Data: No Development Reported
Size: 5 mg, 10 mg

[Leu3]-Oxytocin

Cat. No.: HY-P3221

[Leu3]-Oxytocin, an oxytocin analogue, is derived by structural variation in sequence position 3 replaced by leucine (Leu).

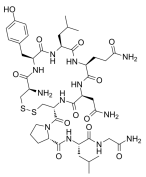

Purity: >98%
Clinical Data: No Development Reported
Size: 1 mg, 5 mg

[Leu5]-Enkephalin

(Leu-enkephalin; Leucine enkephalin; Leucyl-enkephalin)

Cat. No.: HY-P0288

[Leu5]-Enkephalin is a pentapeptide with morphine like properties. [Leu5]-Enkephalin is a five amino acid endogenous peptide that acts as an agonist at **opioid receptors**.

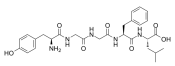

Purity: 99.81%
Clinical Data: No Development Reported
Size: 10 mM × 1 mL, 10 mg, 25 mg

[Leu5]-Enkephalin, amide

(Leu-Enkephalin amide)

Cat. No.: HY-P1470

[Leu5]-Enkephalin, amide is a **δ opioid receptor** agonist.

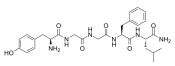

Purity: 99.44%
Clinical Data: No Development Reported
Size: 10 mg, 25 mg

[Lys5,MeLeu9,Nle10]-NKA(4-10)

Cat. No.: HY-P1279

[Lys5,MeLeu9,Nle10]-NKA(4-10) is a highly selective and potent **NK_2** receptor agonist, with an **IC_{50}** of 6.1 nM.

DKFVG{N(Me)Leu}{Nle}-NH_2

Purity: >98%
Clinical Data: No Development Reported
Size: 1 mg, 5 mg

[Lys5,MeLeu9,Nle10]-NKA(4-10) TFA

Cat. No.: HY-P1279A

[Lys5,MeLeu9,Nle10]-NKA(4-10) TFA is a highly selective and potent **NK_2** receptor agonist, with an **IC_{50}** of 6.1 nM.

DKFVG{N(Me)Leu}{Nle}-NH_2 (TFA salt)

Purity: >98%
Clinical Data: No Development Reported
Size: 1 mg, 5 mg

[Lys8, Lys9]-Neurotensin (8-13)

(JMV438)

Cat. No.: HY-P2544

[Lys8, Lys9]-Neurotensin (8-13) (JMV438), a Neurotensin analog, exerts its analgesic effects through activation of the G protein-coupled receptors **NTS1** and **NTS2**, with **K_i** values of 0.33 nM and 0.95 nM for hNTS1 and hNTS2 receptors, respectively.

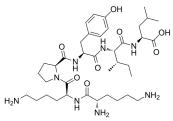

Purity: >98%
Clinical Data: No Development Reported
Size: 1 mg, 5 mg

[Met5]-Enkephalin, amide

(5-Methionine-enkephalin amide)

Cat. No.: HY-P1467

[Met5]-Enkephalin, amide is an agonist for **δ opioid receptors** as well as putative **ζ ζ opioid receptors**.

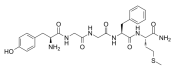

Purity: >98%
Clinical Data: No Development Reported
Size: 1 mg, 5 mg

[Met5]-Enkephalin, amide TFA

(5-Methionine-enkephalin amide TFA)

Cat. No.: HY-P1467A

[Met5]-Enkephalin, amide TFA is an agonist for **δ opioid receptors** as well as putative **ζ ζ opioid receptors**.

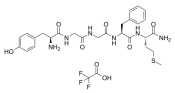

Purity: 99.71%
Clinical Data: No Development Reported
Size: 10 mg, 25 mg

[Nle11]-Substance P

Cat. No.: HY-P1506

[Nle11]-Substance P is a substance P analog that avoids methionine oxidation problems.

RPKPQQFFGL-Nle-NH_2

Purity: >98%
Clinical Data: No Development Reported
Size: 1 mg, 5 mg, 10 mg

[Nphe1]Nociceptin(1-13)NH2

Cat. No.: HY-P1320

[Nphe1]Nociceptin(1-13)NH2, a novel **nociceptin/orphanin FQ (NC)** endogenous ligand, is a selective and competitive ociceptin receptor antagonist without any residual agonist activity.

Bn-GGGFTGARKSARK-NH_2

Purity: >98%
Clinical Data: No Development Reported
Size: 1 mg, 5 mg

[Nphe1]Nociceptin(1-13)NH2 TFA

Cat. No.: HY-P1320A

[Nphe1]Nociceptin(1-13)NH2, a novel **nociceptin/orphanin FQ (NC)** endogenous ligand, is a selective and competitive ociceptin receptor antagonist without any residual agonist activity.

Bn-GGGFTGARKSARK-NH_2 (TFA salt)

Purity: >98%
Clinical Data: No Development Reported
Size: 1 mg, 5 mg

[Orn5]-URP

Cat. No.: HY-P1167

[Orn5]-URP is a potent and selective pure antagonist of **Urotensin-II receptor (UT)**, with an **pEC_{50}** of 7.24. [Orn5]-URP displays no agonist activity.

ACFW-{Orn}-YCV (Disulfide bridge:Cys_{2}-Cys_{7})

Purity: >98%
Clinical Data: No Development Reported
Size: 1 mg, 5 mg

[Orn5]-URP TFA

Cat. No.: HY-P1167A

[Orn5]-URP TFA is a potent and selective pure antagonist of **Urotensin-II receptor (UT)**, with an **pEC_{50}** of 7.24. [Orn5]-URP TFA displays no agonist activity.

ACFW-{Orn}-YCV (Disulfide bridge:Cys_{2}-Cys_{7}) (TFA salt)

Purity: >98%
Clinical Data: No Development Reported
Size: 1 mg, 5 mg

[pSer2, pSer5, pSer7]-CTD

Cat. No.: HY-P1933

[pSer2, pSer5, pSer7]-CTD, a substrate for CDK7 (cyclin dependent protein kinase), is a phosphorylated polypeptide at ser2, ser5 and ser7 sites of RNA polymerase II carboxy-terminal domain (CTD).

Y-{pSer}-PT-{pSer}-P-{pSer}-YSPTSPSYSPTSPS

Purity: >98%
Clinical Data: No Development Reported
Size: 1 mg, 5 mg

[pSer2, pSer5, pSer7]-CTD TFA

Cat. No.: HY-P1933A

[pSer2, pSer5, pSer7]-CTD (TFA), a substrate for CDK7 (cyclin dependent protein kinase), is a phosphorylated polypeptide at ser2, ser5 and ser7 sites of RNA polymerase II carboxy-terminal domain (CTD).

Y-{pSer}-PT-{pSer}-P-{pSer}-YSPTSPSYSPTSPS (TFA salt)

Purity: >98%
Clinical Data: No Development Reported
Size: 1 mg, 5 mg

[pThr3]-CDK5 Substrate

Cat. No.: HY-P1906

[pThr3]-CDK5 Substrate is an effective Phospho-Thr3CDK5 Substrate. [pThr3]-CDK5 Substrate is derived from the sequence of the histone H1 peptide that docks in the active site of CDK5. [pThr3]-CDK5 Substrate is phosphorylated by CDK5 with a K_m value of 6 μM.

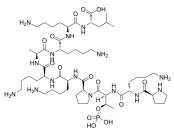

Purity: >98%
Clinical Data: No Development Reported
Size: 1 mg, 5 mg

[pThr3]-CDK5 Substrate TFA

Cat. No.: HY-P1906A

[pThr3]-CDK5 Substrate TFA is an effective Phospho-Thr3CDK5 Substrate. [pThr3]-CDK5 Substrate is derived from the sequence of the histone H1 peptide that docks in the active site of CDK5. [pThr3]-CDK5 Substrate is phosphorylated by CDK5 with a K_m value of 6 μM.

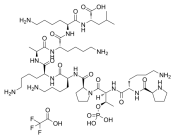

Purity: >98%
Clinical Data: No Development Reported
Size: 1 mg, 5 mg

[pTyr1146][pTyr1150][pTyr1151]Insulin Receptor (1142-1153)

Cat. No.: HY-P1776

[pTyr1146][pTyr1150][pTyr1151]Insulin Receptor (1142-1153) binds to insulin and can be used as insulin receptor tyrosine kinase substrates.

TRDI-{pTyr}-ETD-{pTyr}-{pTyr}-RK

Purity: >98%
Clinical Data: No Development Reported
Size: 1 mg, 5 mg

[pTyr5] EGFR (988-993)

Cat. No.: HY-P1799

[pTyr5] EGFR (988-993) is derived from the autophosphorylation site (Tyr992) of epidermal growth factor receptor (EGFR 988-993). [pTyr5] EGFR (988-993) is often complexed with the catalytically inactive protein-tyrosine phosphate 1B (PTP1B).

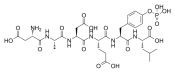

Purity: >98%
Clinical Data: No Development Reported
Size: 1 mg, 5 mg

[pTyr5] EGFR (988-993) (TFA)

Cat. No.: HY-P1799A

[pTyr5] EGFR (988-993) TFA is derived from the autophosphorylation site (Tyr992) of epidermal growth factor receptor (EGFR 988-993). [pTyr5] EGFR (988-993) TFA is often complexed with the catalytically inactive protein-tyrosine phosphate 1B (PTP1B).

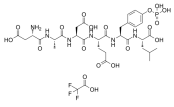

Purity: >98%
Clinical Data: No Development Reported
Size: 1 mg, 5 mg

[Pyr1]-Apelin-13

([pGlu1]-Apelin-13)

Cat. No.: HY-P1033

[Pyr1]-Apelin-13 is a highly potent, selective endogenous apelin receptor (APJ) agonist.

{Glp}-RPRLSHKGPMPF

Purity: 98.76%
Clinical Data: No Development Reported
Size: 1 mg, 5 mg, 10 mg

[Sar1, Ile8]-Angiotensin II

Cat. No.: HY-P1564

[Sar1, Ile8]-Angiotensin II is a peptide that has multiple effects on vascular smooth muscle, including contraction of normal arteries and hypertrophy or hyperplasia of cultured cells or diseased vessels.

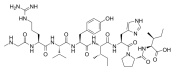

Purity: >98%
Clinical Data: Launched
Size: 1 mg, 5 mg

[Sar1, Ile8]-Angiotensin II TFA

(AngiotensinII TFA; Angiotensin 2 TFA)

Cat. No.: HY-P1564A

[Sar1, Ile8]-Angiotensin II (TFA) is a peptide that has multiple effects on vascular smooth muscle, including contraction of normal arteries and hypertrophy or hyperplasia of cultured cells or diseased vessels.

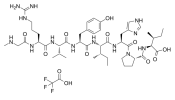

Purity: 99.99%
Clinical Data: Launched
Size: 10 mg, 50 mg

[Sar9,Met(O2)11]-Substance P

Cat. No.: HY-P1012

[Sar9,Met(O2)11]-Substance P is a **tachykinin NK_1 receptor** selective agonist.

RPKPQQFF-{Sar}-LM[O_2]-NH_2

Purity: 98.45%
Clinical Data: No Development Reported
Size: 1 mg, 5 mg, 10 mg, 25 mg

[Sar9,Met(O2)11]-Substance P TFA

Cat. No.: HY-P1012A

[Sar9,Met(O2)11]-Substance P TFA is a **tachykinin NK_1 receptor** selective agonist.

RPKPQQFF-{Sar}-LM[O_2]-NH_2 (TFA salt)

Purity: 99.68%
Clinical Data: No Development Reported
Size: 1 mg, 5 mg, 10 mg, 25 mg

[Sar9] Substance P

Cat. No.: HY-P1738

[Sar9] Substance P is a potent and selective **neurokinin (NK)-1 receptor** agonist.

RPKPQQFF-{SAR}-LM-NH_2

Purity: >98%
Clinical Data: No Development Reported
Size: 1 mg, 5 mg

[SER140]-PLP(139-151)

Cat. No.: HY-P1038

[SER140]-PLP(139-151) is a fragment of myelin proteolipid protein.

HSLGKWLGHPDKF

Purity: >98%
Clinical Data: No Development Reported
Size: 1 mg, 5 mg

[SER140]-PLP(139-151) TFA

Cat. No.: HY-P1038A

[SER140]-PLP(139-151) (TFA) is a fragment of myelin proteolipid protein.

HSLGKWLGHPDKF (TFA salt)

Purity: 99.03%
Clinical Data: No Development Reported
Size: 1 mg, 5 mg

[Tyr(P)4] Angiotensin II

Cat. No.: HY-P2563

[Tyr(P)4] Angiotensin II is a peptide that has multiple effects on vascular smooth muscle, including contraction of normal arteries and hypertrophy or hyperplasia of cultured cells or diseased vessels.

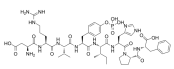

Purity: >98%
Clinical Data: No Development Reported
Size: 1 mg, 5 mg

[Tyr11]-Somatostatin

Cat. No.: HY-P3062

[Tyr11]-Somatostatin is a neuroavtive peptide for proteomics research. Somatostatin is one of many neuroactive substances that influence retinal physiology.

AGCKNFFWKTYTSC (Disulfide bridge:Cys_3-Cys_{14})

Purity: >98%
Clinical Data: No Development Reported
Size: 1 mg, 5 mg

[Tyr1]-Somatostatin-14

Cat. No.: HY-P2545

[Tyr1]-Somatostatin-14 could binds to **SSTR2**.

YGCKNFFWKTFTSC (Disulfide bridge: Cys3-Cys14)

Purity: >98%
Clinical Data: No Development Reported
Size: 1 mg, 5 mg

{Boc}-Phe-Leu-Phe-Leu-Phe

Cat. No.: HY-P2355

{Boc}-Phe-Leu-Phe-Leu-Phe ({Boc}-FLFLF) is a formyl peptide receptor (**FPR**) family antagonist that preferentially inhibits activity triggered through the formyl peptide receptor.

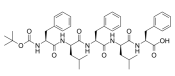

Purity: >98%
Clinical Data: No Development Reported
Size: 1 mg, 5 mg, 10 mg

{Boc}-Phe-Leu-Phe-Leu-Phe TFA

Cat. No.: HY-P2355A

{Boc}-Phe-Leu-Phe-Leu-Phe TFA is a formyl peptide receptor (**FPR**) family antagonist that preferentially inhibits activity triggered through the formyl peptide receptor.

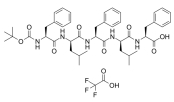

Purity: >98%
Clinical Data: No Development Reported
Size: 1 mg, 5 mg

{Val1}-Exendin-3/4

Cat. No.: HY-P1225

{Val1}-Exendin-3/4 is the first N-terminal 1-28 residues of Exendin-4 peptide.

VSKQMEEEAVRLFIEWLKNGGPSSGAPPPS

Purity: 99.45%
Clinical Data: No Development Reported
Size: 1 mg, 5 mg, 10 mg

α-Bungarotoxin

Cat. No.: HY-P1264

α-Bungarotoxin is a competitive antagonist at **nicotinic acetylcholine receptors (nAChRs)**. α-Bungarotoxin, a selective **α7 receptor** blocker, blocks α7 currents with an IC_{50} of 1.6 nM and has no effects on α3β4 currents at concentrations up to 3 μM.

Purity: >98%
Clinical Data: No Development Reported
Size: 1 mg

α-Casein (90-95)

Cat. No.: HY-P1793

α-Casein (90-95) is a peptide fragment of α-Casein.

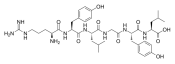

Purity: >98%
Clinical Data: No Development Reported
Size: 1 mg, 5 mg

α-CGRP(human)

Cat. No.: HY-P1071

α-CGRP(human) is a regulatory neuropeptide of 37 amino acids. α-CGRP(human) is widely distributed in the central and peripheral nervous system. α-CGRP(human) is a potent vasodilator.

ACDTATCVTHRLAGLLSRSGGVVKNNFVPTNVGSKAF-NH_2
(Disulfide bridge:Cys_2-$Cys_{7(1)}$)

Purity: >98%
Clinical Data: No Development Reported
Size: 1 mg, 5 mg

α-CGRP(human) TFA

Cat. No.: HY-P1071A

α-CGRP(human) TFA is a regulatory neuropeptide of 37 amino acids. α-CGRP(human) is widely distributed in the central and peripheral nervous system. α-CGRP(human) TFA is a potent vasodilator.

ACDTATCVTHRLAGLLSRSGGVVKNNFVPTNVGSKAF-NH_2
(Disulfide bridge:Cys_2-$Cys_{7(1)}$) (TFA salt)

Purity: 99.95%
Clinical Data: No Development Reported
Size: 1 mg, 5 mg, 10 mg

α-CGRP, rat

Cat. No.: HY-P0203

α-CGRP, rat, a neuropeptide (calcitonin gene-related peptide (CGRP)), is a potent vasodilator, with the potential in cardiovascular, pro-inflammatory and metabolic studies.

SCNTATCVTHRLAGLLSRSGGVVKDNFVPTNVGSEAF-NH_2
(Disulfide bridge:Cys_2-Cys_7)

Purity: >98%
Clinical Data: No Development Reported
Size: 1 mg, 5 mg

α-CGRP, rat TFA

Cat. No.: HY-P0203A

α-CGRP, rat TFA, a neuropeptide (calcitonin gene-related peptide (CGRP)), is a potent vasodilator, with the potential in cardiovascular, pro-inflammatory and metabolic studies.

SCNTATCVTHRLAGLLSRSGGVVKDNFVPTNVGSEAF-NH_2
(Disulfide bridge:Cys_2-Cys_7) (TFA salt)

Purity: 99.65%
Clinical Data: No Development Reported
Size: 1 mg, 5 mg

α-Conotoxin AuIB

Cat. No.: HY-P1269

α-Conotoxin AuIB, a potent and selective **α3β4** nicotinic acetylcholine receptor (**nAChR**) antagonist, blocks α3β4 nAChRs expressed in Xenopus oocytes with an IC_{50} of 0.75 μM.

GCCSYPPCFATNPDC-NH_2
(Disulfide bridge:Cys_2-Cys_8;Cys_3-Cys_{15})

Purity: >98%
Clinical Data: No Development Reported
Size: 1 mg, 5 mg

α-Conotoxin AuIB TFA

Cat. No.: HY-P1269A

α-Conotoxin AuIB TFA, a potent and selective **α3β4** nicotinic acetylcholine receptor (**nAChR**) antagonist, blocks α3β4 nAChRs expressed in Xenopus oocytes with an IC_{50} of 0.75 μM.

GCCSYPPCFATNPDC-NH_2
(Disulfide bridge:Cys_2-Cys_8;Cys_3-Cys_{15}) (TFA salt)

Purity: 98.70%
Clinical Data: No Development Reported
Size: 5 mg, 10 mg

α-Conotoxin MII

(α-CTxMII)

Cat. No.: HY-P1365

α-Conotoxin MII (α-CTxMII), a 16-amino acid peptide from the venom of the marine snail Conus magus, potently blocks **nicotinic acetylcholine receptors (nAChRs)** composed of **α3β2** subunits, with an IC_{50} of 0.5 nM.

GCCSNPVCHLEHSNLC-NH_2
(Disulfide bridge:Cys_2-Cys_8;Cys_3-Cys_{16})

Purity: >98%
Clinical Data: No Development Reported
Size: 1 mg, 5 mg

α-Conotoxin MII TFA

(α-CTxMII TFA)

Cat. No.: HY-P1365A

α-Conotoxin MII TFA (α-CTxMII TFA), a 16-amino acid peptide from the venom of the marine snail Conus magus, potently blocks **nicotinic acetylcholine receptors (nAChRs)** composed of **α3β2** subunits, with an **IC_{50}** of 0.5 nM.

GCCSNPVCHLEHSNLC-NH_2
(Disulfide bridge:Cys_2-Cys_{8},Cys_3-Cys_{13}) (TFA salt)

Purity: >98%
Clinical Data: No Development Reported
Size: 1 mg, 5 mg

α-Conotoxin PIA

Cat. No.: HY-P1268

α-Conotoxin PIA is a nicotinic acetylcholine receptor (nAChR) antagonist that targets nAChR subtypes containing α6 and α3 subunits. α-Conotoxin PIA has the potential for the research of Parkinson's disease, and schizophrenia.

RDPCCSNPVCTVHNPQIC-NH_2
(Disulfide bridge:Cys_{4}-Cys_{10},Cys_5-Cys_{18})

Purity: >98%
Clinical Data: No Development Reported
Size: 1 mg, 5 mg

α-Conotoxin PIA TFA

Cat. No.: HY-P1268A

α-Conotoxin PIA TFA is a nicotinic acetylcholine receptor (nAChR) antagonist that targets nAChR subtypes containing α6 and α3 subunits. α-Conotoxin PIA has the potential for the research of Parkinson's disease, and schizophrenia.

RDPCCSNPVCTVHNPQIC-NH_2
(Disulfide bridge:Cys_{4}-Cys_{10},Cys_5-Cys_{18}) (TFA salt)

Purity: 99.05%
Clinical Data: No Development Reported
Size: 5 mg, 10 mg

α-Conotoxin PnIA

Cat. No.: HY-P1267

α-Conotoxin PnIA, a potent and selective antagonist of the mammalian **α7 nAChR**, has the potential for the research of neurological conditions such as neuropathic pain and Alzheimer's disease.

GCCSLPPCAANNPDYC-NH_2
(Disulfide bridge:Cys_2-Cys_{8},Cys_3-Cys_{16})

Purity: >98%
Clinical Data: No Development Reported
Size: 1 mg, 5 mg

α-Conotoxin PnIA TFA

Cat. No.: HY-P1267A

α-Conotoxin PnIA TFA, a potent and selective antagonist of the mammalian **α7 nAChR**, has the potential for the research of neurological conditions such as neuropathic pain and Alzheimer's disease.

GCCSLPPCAANNPDYC-NH_2
(Disulfide bridge:Cys_2-Cys_{8},Cys_3-Cys_{16}) (TFA salt)

Purity: >98%
Clinical Data: No Development Reported
Size: 1 mg, 5 mg

α-Conotoxin Vc1.1 TFA

Cat. No.: HY-125777A

α-Conotoxin Vc1.1 TFA is a disulfide-bonded peptide isolated from Conus victoriae and is a selective **nAChR** antagonist.

GCCSDPRCNYDHPEIC-NH_2
(Disulfide bridge:Cys_2-Cys_{8},Cys_3-Cys_{15}) (TFA salt)

Purity: >98%
Clinical Data: No Development Reported
Size: 1 mg, 5 mg

α-Factor Mating Pheromone, yeast

(Mating Factor α)

Cat. No.: HY-P1482

α-Factor Mating Pheromone, yeast is a tridecapeptide secreted by S. cerevisiae α cells via **Ste2p** receptor.

WHWLQLKPGQPMY

Purity: 99.80%
Clinical Data: No Development Reported
Size: 1 mg, 5 mg

α-Factor Mating Pheromone, yeast TFA

(Mating Factor α TFA)

Cat. No.: HY-P1482A

α-Factor Mating Pheromone, yeast (TFA) is a tridecapeptide secreted by S. cerevisiae α cells via **Ste2p** receptor.

WHWLQLKPGQPMY (TFA salt)

Purity: 98.22%
Clinical Data: No Development Reported
Size: 1 mg, 5 mg, 10 mg

α-Glucosidase

(α-D-Glucosidase)

Cat. No.: HY-P2802

α-Glucosidase (α-D-Glucosidase), a carbohydrate hydrolyzing enzyme, catalyzes the liberation of α-glucose from the non-reducing end of the substrate. α-Glucosidase can facilitate the absorption of glucose by the small intestine.

alpha-Glucosidase

Purity: >98%
Clinical Data: No Development Reported
Size: 1 mg, 5 mg

α-Helical CRF(9-41)

Cat. No.: HY-P1294

α-Helical CRF(9-41) is a competitive **CRF2 receptor** antagonist with **K_B** of ~100 nM. α-Helical CRF(9-41) is also a partial agonist of **CRF1 receptor** with an **EC_{50}** of 140 nM.

DLTFHLLREMLEMAKAEQEAEQAALNRLLLEEA-NH_2

Purity: >98%
Clinical Data: No Development Reported
Size: 5 mg, 10 mg

α-Helical CRF(9-41) TFA

Cat. No.: HY-P1294A

α-Helical CRF(9-41) TFA is a competitive **CRF2 receptor** antagonist with K_B of ~100 nM. α-Helical CRF(9-41) TFA is also a partial agonist of **CRF1 receptor** with an EC_{50} of 140 nM.

DLTFHLLREMLEMAKAEQEAEQAALNRLLEEA-NH_2 (TFA salt)

Purity: >98%
Clinical Data: No Development Reported
Size: 1 mg, 5 mg

α-MSH

(α-Melanocyte-Stimulating Hormone)

Cat. No.: HY-P0252

α-MSH (α-Melanocyte-Stimulating Hormone), as an endogenous neuropeptide, is an endogenous **melanocortin receptor 4 (MC4R)** agonist with anti-inflammatory and antipyretic activities. α-MSH is a post-translational derivative of pro-opiomelanocortin (POMC).

Ac-SYSMEHFRWGKPV-NH_2

Purity: 98.02%
Clinical Data: No Development Reported
Size: 1 mg, 5 mg, 10 mg, 25 mg

α-MSH TFA

(α-Melanocyte-Stimulating Hormone TFA)

Cat. No.: HY-P0252A

α-MSH (α-Melanocyte-Stimulating Hormone) TFA, as an endogenous neuropeptide, is an endogenous **melanocortin receptor 4 (MC4R)** agonist with anti-inflammatory and antipyretic activities. α-MSH TFA is a post-translational derivative of pro-opiomelanocortin (POMC).

Ac-SYSMEHFRWGKPV-NH_2 (TFA salt)

Purity: 99.48%
Clinical Data: No Development Reported
Size: 1 mg, 5 mg, 10 mg, 25 mg

α-Neoendorphin (1-8)

Cat. No.: HY-P1863

α-Neoendorphin (1-8) is a 8-amino acid peptide derived from the N-terminal of α-Neoendorphin. α-Neoendorphin is an endogenous opioid peptide.

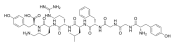

Purity: >98%
Clinical Data: No Development Reported
Size: 1 mg, 5 mg

α-Synuclein (61-75)

Cat. No.: HY-P3140

α-Synuclein (61-75) is the 61-75 fragment of α-Synuclein. α-Synuclein is an abundant neuronal protein that is highly enriched in presynaptic nerve terminals. α-Synuclein is a potential biomarker for Parkinson's disease (PD).

EQVTNVGGAVVTGVT

Purity: >98%
Clinical Data: No Development Reported
Size: 1 mg, 5 mg

α-Synuclein (61-75) (TFA)

Cat. No.: HY-P3140A

α-Synuclein (61-75) TFA is the 61-75 fragment of α-Synuclein. α-Synuclein is an abundant neuronal protein that is highly enriched in presynaptic nerve terminals. α-Synuclein is a potential biomarker for Parkinson's disease (PD).

EQVTNVGGAVVTGVT (TFA salt)

Purity: >98%
Clinical Data: No Development Reported
Size: 1 mg, 5 mg

α2β1 Integrin Ligand Peptide

Cat. No.: HY-P1868

α2β1 Integrin Ligand Peptide interacts with the α2β1 integrin receptor on the cell membrane and mediates extracellular signals into cells. It is a potential antagonist of collagen receptors.

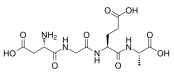

Purity: >98%
Clinical Data: No Development Reported
Size: 1 mg, 5 mg, 10 mg

α2β1 Integrin Ligand Peptide TFA

Cat. No.: HY-P1868A

α2β1 Integrin Ligand Peptide TFA interacts with the α2β1 integrin receptor on the cell membrane and mediates extracellular signals into cells. It is a potential antagonist of collagen receptors.

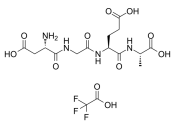

Purity: 99.33%
Clinical Data: No Development Reported
Size: 1 mg, 5 mg, 10 mg

β-Amyloid (1-11)

Cat. No.: HY-P1510

β-Amyloid (1-11) is a fragment of Amyloid-β peptide, maybe used in the research of neurological disease.

DAEFRHDSGYE

Purity: >98%
Clinical Data: No Development Reported
Size: 1 mg, 5 mg, 10 mg

β-Amyloid (1-14),mouse,rat

Cat. No.: HY-P1524

β-Amyloid (1-14),mouse,rat is a 1 to 14 fragment of Amyloid-β peptide.

DAEFGHDSGFEVRH

Purity: >98%
Clinical Data: No Development Reported
Size: 1 mg, 5 mg, 10 mg

β-Amyloid (1-15)

(Amyloid β-Protein (1-15))

Cat. No.: HY-P1046

β-Amyloid (1-15) is a fragment of β-Amyloid peptide. Beta-amyloid is a peptide that forms amyloid plaques in the brains of Alzheimer's disease (AD) patients.

DAEFRHDSGYEVHHQ

Purity: 96.63%
Clinical Data: No Development Reported
Size: 1 mg, 5 mg, 10 mg

β-Amyloid (1-16)

(Amyloid β-Protein (1-16))

Cat. No.: HY-P1466

β-Amyloid (1-16) is a β-Amyloid protein fragment involved in metal binding. Beta-amyloid is a peptide that forms amyloid plaques in the brains of Alzheimer's disease (AD) patients.

DAEFRHDSGYEVHHQK

Purity: >98%
Clinical Data: No Development Reported
Size: 1 mg, 5 mg

β-Amyloid (1-17)

Cat. No.: HY-P1772

β-Amyloid (1-17) is a peptide of β-Amyloid, stabilizes the fibres and plays a role in Aβ fibre formation.

DAEFRHDSGYEVHHQKL

Purity: >98%
Clinical Data: No Development Reported
Size: 1 mg, 5 mg

β-Amyloid (1-20)

Cat. No.: HY-P1850

β-Amyloid (1-20) consists of amino acids 1 to 20 of beta amyloid protein.

DAEFRHDSGYEVHHQKLVFF

Purity: >98%
Clinical Data: No Development Reported
Size: 1 mg, 5 mg

β-Amyloid (1-28)

(Amyloid β-Protein (1-28))

Cat. No.: HY-P1468

β-Amyloid (1-28) is a β-Amyloid protein fragment involved in metal binding. Beta-amyloid is a peptide that forms amyloid plaques in the brains of Alzheimer's disease (AD) patients.

DAEFRHDSGYEVHHQKLVFFAEDVGSNK

Purity: >98%
Clinical Data: No Development Reported
Size: 1 mg, 5 mg

β-Amyloid (1-34)

Cat. No.: HY-P1867

β-Amyloid (1-34) is a β-Amyloid peptide consists of 34 amino acid.

DAEFRHDSGYEVHHQKLVFFAEDVGSNKGAIIGL

Purity: >98%
Clinical Data: No Development Reported
Size: 1 mg, 5 mg

β-Amyloid (1-37) (human)

Cat. No.: HY-P2283

β-Amyloid (1-37) (human) correlates moderately with Mini-Mental State Examination (MMSE) scores in Alzheimer disease. β-Amyloid (1-37) (human) possesses an added diagnostic value.

DAEFRHDSGYEVHHQKLVFFAEDVGSNKGAIIGLMVG

Purity: >98%
Clinical Data: No Development Reported
Size: 1 mg, 5 mg

β-Amyloid (1-38), mouse, rat

Cat. No.: HY-P2562

β-Amyloid (1-38), mouse, rat is composed of 38 aa (1-38 residues of the Aβ peptide) and is the primary component of the amyloid plaques of Alzheimer's disease.

DAEFGHDSGFEVRHQKLVFFAEDVGSNKGAIIGLMVGG

Purity: >98%
Clinical Data: No Development Reported
Size: 1 mg, 5 mg

β-Amyloid (1-40)

Cat. No.: HY-P0265

β-Amyloid (1-40) is a primary protein in plaques found in the brains of patients with Alzheimer's disease.

DAEFRHDSGYEVHHQKLVFFAEDVGSNKGAIIGLMVGGVV

Purity: 95.94%
Clinical Data: No Development Reported
Size: 500 μg, 1 mg, 5 mg, 10 mg, 25 mg

β-Amyloid (1-40) (rat)

Cat. No.: HY-P1387

β-Amyloid (1-40) (rat) is the prone-to-aggregation product of amyloid precursor protein proteolytic cleavage, and can be used for the research of Alzheimer's disease.

DAEFGHDSGFEVRHQKLVFFAEDVGSNKGAIIGLMVGGVV

Purity: >98%
Clinical Data: No Development Reported
Size: 1 mg

β-Amyloid (1-40) (TFA)

Cat. No.: HY-P0265A

β-Amyloid (1-40) TFA is a primary protein in plaques found in the brains of patients with Alzheimer's disease.

DAEFRHDSGYEVHHQKLVFFAEDVGSNKGAIIGLMVGGVV (TFA salt)

Purity: >98%
Clinical Data: No Development Reported
Size: 1 mg, 5 mg

β-Amyloid (1-40), FAM-labeled

Cat. No.: HY-P2550

β-Amyloid (1-40), FAM-labeled is a FAM fluorescently-labelled β-Amyloid (1-40) peptide (λ_{ex}=492 nm and λ_{em}=518 nm).

FAM-DAEFRHDSGYEVHHQKLVFFAEDVGSNKGAIIGLMVGGVV

Purity: >98%
Clinical Data: No Development Reported
Size: 1 mg, 5 mg

β-Amyloid (1-42), (rat/mouse)

(Amyloid β-peptide (1-42) (rat/mouse))

Cat. No.: HY-P1388

β-Amyloid (1-42), (rat/mouse) is a 42-aa peptide, shows cytotoxic effect on acute hippocampal slices, and used in the research of Alzheimer's disease.

DAEFGHDSGFEVRHQKLVFFAEDVGSNKGAIIGLMVGGVVIA

Purity: >98%
Clinical Data: No Development Reported
Size: 1 mg, 5 mg

β-Amyloid (1-42), (rat/mouse) (TFA)

(Amyloid β-peptide (1-42) (rat/mouse) TFA)

Cat. No.: HY-P1388A

β-Amyloid (1-42), (rat/mouse) TFA is a 42-aa peptide, shows cytotoxic effect on acute hippocampal slices, and used in the research of Alzheimer's disease.

DAEFGHDSGFEVRHQKLVFFAEDVGSNKGAIIGLMVGGVVIA (TFA salt)

Purity: 95.52%
Clinical Data: No Development Reported
Size: 500 μg, 1 mg, 5 mg

β-Amyloid (1-42), human TFA

(Amyloid β-Peptide (1-42) (human) TFA)

Cat. No.: HY-P1363

β-Amyloid (1-42), human TFA (Amyloid β-Peptide (1-42) (human) TFA) is a 42-amino acid peptide which plays a key role in the pathogenesis of Alzheimer disease.

DAEFRHDSGYEVHHQKLVFFAEDVGSNKGAIIGLMVGGVVIA (TFA salt)

Purity: 96.23%
Clinical Data: No Development Reported
Size: 1 mg

β-Amyloid (1-43)(human)

Cat. No.: HY-P1378

β-Amyloid (1-43)(human) is more prone to aggregation and has higher toxic properties than the long-known Aβ1-42. β-Amyloid (1-43)(human) shows a correlation with both sAPPα and sAPPβ.

DAEFRHDSGYEVHHQKLVFFAEDVGSNKGAIIGLMVGGV

Purity: >98%
Clinical Data: No Development Reported
Size: 1 mg, 5 mg

β-Amyloid (1-43)(human) TFA

Cat. No.: HY-P1378A

β-Amyloid (1-43)(human) TFA is more prone to aggregation and has higher toxic properties than the long-known Aβ1-42. β-Amyloid (1-43)(human) TFA shows a correlation with both sAPPα and sAPPβ.

DAEFRHDSGYEVHHQKLVFFAEDVGSNKGAIIGLMVGGV

Purity: >98%
Clinical Data: No Development Reported
Size: 1 mg, 5 mg

β-Amyloid (1-9)

Cat. No.: HY-P1854

β-Amyloid (1-9), an N-terminal fragment of beta amyloid, consists of amino acid residues 1 to 9. β-Amyloid (1-9) contains a B cell epitope, but it does not include T cell epitopes.

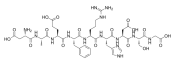

Purity: >98%
Clinical Data: No Development Reported
Size: 1 mg, 5 mg

β-Amyloid (10-20)

Cat. No.: HY-P1053

β-Amyloid (10-20) is a fragment of Amyloid-β peptide and maybe used in the research of neurological disease.

YEVHHQKLVFF

Purity: >98%
Clinical Data: No Development Reported
Size: 1 mg, 5 mg, 10 mg

β-Amyloid (10-35), amide

Cat. No.: HY-P1567

β-Amyloid (10-35), amide is composed of 26 aa (10-35 residues of the Aβ peptide) and is the primary component of the amyloid plaques of Alzheimer's disease.

YEVHHQKLVFFAEDVGSNKGAIIGLM-NH_2

Purity: >98%
Clinical Data: No Development Reported
Size: 1 mg, 5 mg, 10 mg

β-Amyloid (11-22)

Cat. No.: HY-P1893

β-Amyloid (11-22) is a peptide fragment of β-Amyloid.

EVHHQKLVFFAE

Purity: >98%
Clinical Data: No Development Reported
Size: 1 mg, 5 mg

β-Amyloid (12-20)

Cat. No.: HY-P1880

β-Amyloid (12-20) is a peptide fragment of β-Amyloid.

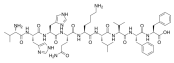

Purity: >98%
Clinical Data: No Development Reported
Size: 1 mg, 5 mg

β-Amyloid (12-28)

(Amyloid β-Protein (12-28))

Cat. No.: HY-P1051

β-Amyloid (12-28) (Amyloid β-Protein (12-28)) is a peptide fragment of β-amyloid protein (β1-42). β1-42, a 42 amino acid protein , is the major component of senile plaque cores. β-Amyloid (12-28) shows aggregation properties.

VHHQKLVFFAEDVGSNK

Purity: >98%
Clinical Data: No Development Reported
Size: 1 mg, 5 mg, 10 mg

β-Amyloid (12-28) (TFA)

(Amyloid β-Protein (12-28) (TFA))

Cat. No.: HY-P1051A

β-Amyloid (12-28) (TFA) (Amyloid β-Protein (12-28) (TFA)) is a peptide fragment of β-amyloid protein (β1-42). β1-42, a 42 amino acid protein , is the major component of senile plaque cores. β-Amyloid (12-28) (TFA) shows aggregation properties.

VHHQKLVFFAEDVGSNK (TFA salt)

Purity: 99.80%
Clinical Data: No Development Reported
Size: 1 mg, 5 mg

β-Amyloid (13-27)

Cat. No.: HY-P1898

β-Amyloid (13-27) is a peptide consisting of amino acid of 13 to 27 of beta amyloid protein.

HHQKLVFFAEDVGSNK

Purity: >98%
Clinical Data: No Development Reported
Size: 1 mg, 5 mg

β-Amyloid (15-21)

(Beta-Amyloid (15-21))

Cat. No.: HY-P1521

β-amyloid (15-21) is a fragment of Amyloid-β peptide, maybe used in the research of neurological disease.

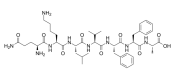

Purity: >98%
Clinical Data: No Development Reported
Size: 1 mg, 5 mg, 10 mg

β-Amyloid (18-28)

Cat. No.: HY-P1879

β-Amyloid (18-28) is a peptide fragment of β-Amyloid.

VFFAEDVGSNK

Purity: >98%
Clinical Data: No Development Reported
Size: 1 mg, 5 mg

β-Amyloid (22-35)

(Amyloid β-Protein (22-35))

Cat. No.: HY-P1474

β-Amyloid 22-35 (Amyloid β-Protein 22-35), the residues 22-35 fragment ofβ-amyloid protein, has a cytotoxic effect on cultured neurons from the rat hippocampus in serum-free medium.

EDVGSNKGAIIGLM

Purity: >98%
Clinical Data: No Development Reported
Size: 1 mg, 5 mg, 10 mg

β-Amyloid (22-35) (TFA)

(Amyloid β-Protein (22-35) (TFA))

Cat. No.: HY-P1474A

β-Amyloid 22-35 (Amyloid β-Protein 22-35) TFA, the residues 22-35 fragment ofβ-amyloid protein, has a cytotoxic effect on cultured neurons from the rat hippocampus in serum-free medium.

EDVGSNKGAIIGLM (TFA salt)

Purity: >98%
Clinical Data: No Development Reported
Size: 1 mg, 5 mg

β-Amyloid (22-40)

Cat. No.: HY-P1891

β-Amyloid (22-40) is a peptide fragment of β-Amyloid.

EDVGSNKGAIIGLMVGGVV

Purity: >98%
Clinical Data: No Development Reported
Size: 1 mg, 5 mg

β-Amyloid (29-40)

(Amyloid beta-protein(29-40))

Cat. No.: HY-P1522

β-Amyloid (29-40) is a fragment of Amyloid-β peptide.

GAIIGLMVGGVV

Purity: >98%
Clinical Data: No Development Reported
Size: 1 mg, 5 mg, 10 mg

β-Amyloid (31-35)

Cat. No.: HY-P1517

β-Amyloid (31-35) is the shortest sequence of native Amyloid-β peptide that retains neurotoxic activity.

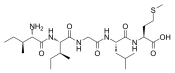

Purity: 99.72%
Clinical Data: No Development Reported
Size: 1 mg, 5 mg, 10 mg

β-Amyloid (33-40)

Cat. No.: HY-P1895

β-Amyloid (33-40) is a peptide consisting of amino acid of 33 to 40 of beta amyloid protein.

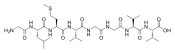

Purity: >98%
Clinical Data: No Development Reported
Size: 1 mg, 5 mg

β-Amyloid (35-42)

Cat. No.: HY-P1903

β-Amyloid (35-42) is a peptide consisting of amino acid of 35 to 42 of beta amyloid protein.

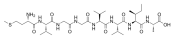

Purity: 98.49%
Clinical Data: No Development Reported
Size: 5 mg, 10 mg

β-Amyloid (4-10)

Cat. No.: HY-P1787

β-Amyloid (4-10) is an epitope for the polyclonal anti-Aβ(1-42) antibody, reduces amyloid deposition in a transgenic Alzheimer disease mouse model.

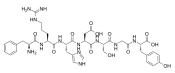

Purity: >98%
Clinical Data: No Development Reported
Size: 1 mg, 5 mg

β-Amyloid (42-1), human

(Amyloid β Peptide (42-1)(human))

Cat. No.: HY-P1362

β-Amyloid (42-1), human is the inactive form of Amyloid β Peptide (1-42). β-Amyloid (42-1), human is a 42-amino acid peptide which plays a key role in the pathogenesis of Alzheimer disease.

AIVVGGVMLGIIAGKNSGVDEAFFVLKQHHVEYGSDHRFEAD

Purity: 96.72%
Clinical Data: No Development Reported
Size: 1 mg

β-Amyloid Protein Precursor 770 (135-155)

Cat. No.: HY-P1894

β-Amyloid Protein Precursor 770 (135-155) is a peptide of amyloid precursor protein isoform (APP 770). APP 770 produces Aβ40/42.

FLHQERMDVCETHLHWHTVAK

Purity: >98%
Clinical Data: No Development Reported
Size: 1 mg, 5 mg

β-Casomorphin (1-3), amide

Cat. No.: HY-P1864

β-Casomorphin (1-3), amide is a peptide fragment of β-Casomorphin with 3 amino acid.

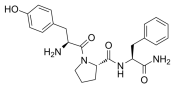

Purity: >98%
Clinical Data: No Development Reported
Size: 1 mg, 5 mg

β-Casomorphin (1-5), amide, bovine

Cat. No.: HY-P1830

β-Casomorphin (1-5), amide, bovine is a peptide of bovine β-Casomorphin.

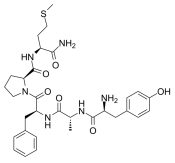

Purity: >98%
Clinical Data: No Development Reported
Size: 1 mg, 5 mg

β-Casomorphin (1-5), bovine

Cat. No.: HY-P1779

β-Casomorphin (1-5), bovine is a peptide of bovine β-Casomorphin.

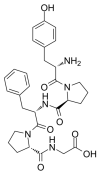

Purity: >98%
Clinical Data: No Development Reported
Size: 1 mg, 5 mg

β-Casomorphin (1-5), bovine TFA

Cat. No.: HY-P1779A

β-Casomorphin (1-5), bovine (TFA) is a peptide of bovine β-Casomorphin.

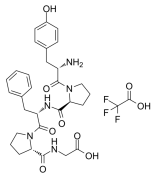

Purity: >98%
Clinical Data: No Development Reported
Size: 1 mg, 5 mg

β-Casomorphin (1-6), bovine

Cat. No.: HY-P1865

β-Casomorphin (1-6), bovine is a opioid-like bioactive peptide of β-Casomorphin.

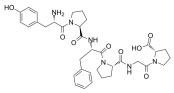

Purity: >98%
Clinical Data: No Development Reported
Size: 1 mg, 5 mg

β-Casomorphin, bovine

(β-Casomorphin-7 (bovine); Bovine β-casomorphin-7)

Cat. No.: HY-P0179

β-Casomorphin, bovine (β-Casomorphin-7 (bovine)) is a **opioid** peptide with an **IC_{50}** of 14 μM in an Opioid receptors binding assay.

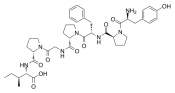

Purity: >98%
Clinical Data: No Development Reported
Size: 5 mg, 10 mg, 50 mg

β-Casomorphin, bovine TFA (β-Casomorphin-7 (bovine) (TFA); Bovine β-casomorphin-7 TFA)

Cat. No.: HY-P0179A

β-Casomorphin, bovine TFA (β-Casomorphin-7 (bovine) TFA) is a **opioid** peptide with an **IC_{50}** of 14 μM in an Opioid receptors binding assay.

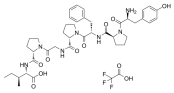

Purity: >98%
Clinical Data: No Development Reported
Size: 5 mg, 10 mg, 50 mg

β-Casomorphin, human

(Human β-casomorphin 7)

Cat. No.: HY-P1481

is an opioid peptide, acts as an agonist of **opioid receptor**.

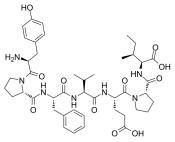

Purity: >98%
Clinical Data: No Development Reported
Size: 5 mg, 10 mg, 50 mg

β-Casomorphin, human TFA

(Human β-casomorphin 7 TFA)

Cat. No.: HY-P1481A

β-Casomorphin, human TFA (Human β-casomorphin 7 TFA) is an opioid peptide, acts as an agonist of **opioid receptor**.

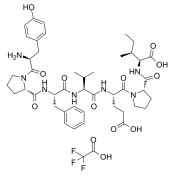

Purity: 99.67%
Clinical Data: No Development Reported
Size: 5 mg, 10 mg

β-catenin peptide

Cat. No.: HY-P1589

β-catenin peptide is a 8-aa peptide, and can promote thymocyte positive selection.

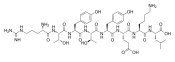

Purity: >98%
Clinical Data: No Development Reported
Size: 1 mg, 5 mg, 10 mg

β-CGRP, human

(Human β-CGRP; CGRP-II (Human))

Cat. No.: HY-P1548

β-CGRP, human (Human β-CGRP) is one of calcitonin peptides, acts via the complex of calcitonin-receptor-like receptor (CRLR) and receptor-activity-modifying protein (RAMP), with **IC_{50}**s of 1 nM and 300 nM for CRLR/RAMP1 and CRLR/RAMP2 in cells.

Purity: >98%
Clinical Data: No Development Reported
Size: 1 mg, 5 mg

β-CGRP, human acetate

(Human β-CGRP acetate; CGRP-II (Human) (acetate))

Cat. No.: HY-P1548B

β-CGRP, human acetate (Human β-CGRP acetate) is one of calcitonin peptides, acts via the complex of calcitonin-receptor-like receptor (CRLR) and receptor-activity-modifying protein (RAMP), with **IC_{50}**s of 1 nM and 300 nM for CRLR/RAMP1 and CRLR/RAMP2 in cells.

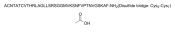

Purity: >98%
Clinical Data: No Development Reported
Size: 1 mg, 5 mg

β-CGRP, human TFA

(Human β-CGRP TFA; CGRP-II (Human) (TFA))

Cat. No.: HY-P1548A

β-CGRP, human TFA (Human β-CGRP TFA) is one of calcitonin peptides, acts via the complex of calcitonin-receptor-like receptor (CRLR) and receptor-activity-modifying protein (RAMP), with **IC_{50}**s of 1 nM and 300 nM for CRLR/RAMP1 and CRLR/RAMP2 in cells.

Purity: 99.01%
Clinical Data: No Development Reported
Size: 500 μg, 1 mg, 5 mg

β-Endorphin, equine

Cat. No.: HY-P1866

β-Endorphin, equine is an endogenous opioid peptide, which binds at high affinity to both **μ/δ opioid receptors**. Analgesic properties.

YGGFMSSEKSQTPLVTLFKNAIIKNAHKKGQ

Purity: >98%
Clinical Data: No Development Reported
Size: 1 mg, 5 mg

β-Endorphin, equine TFA

Cat. No.: HY-P1866A

β-Endorphin, equine (TFA) is an endogenous opioid peptide, which binds at high affinity to both **μ/δ opioid receptors**. Analgesic properties.

YGGFMSSEKSQTPLVTLFKNAIIKNAHKKGQ (TFA salt)

Purity: 97.20%
Clinical Data: No Development Reported
Size: 500 μg, 1 mg, 5 mg, 10 mg

β-Melanocyte Stimulating Hormone (MSH), human

(Beta-MSH (1-22) (human))

Cat. No.: HY-P1504

β-Melanocyte Stimulating Hormone (MSH), human, a 22-residue peptide, acts as an endogenous **melanocortin-4 receptor** (**MC4-R**) agonist.

AEKKDEGPYRMEHFRWGSPPKD

Purity: >98%
Clinical Data: No Development Reported
Size: 1 mg, 5 mg

β-Melanocyte Stimulating Hormone (MSH), human TFA

(Beta-MSH (1-22) (human) TFA)

Cat. No.: HY-P1504A

β-Melanocyte Stimulating Hormone (MSH), human TFA, a 22-residue peptide, acts as an endogenous **melanocortin-4 receptor** (**MC4-R**) agonist.

AEKKDEGPYRMEHFRWGSPPKD (TFA salt)

Purity: 99.95%
Clinical Data: No Development Reported
Size: 1 mg, 5 mg, 10 mg

β-Pompilidotoxin

(β-PMTX)

Cat. No.: HY-P1084

β-Pompilidotoxin (β-PMTX), a wasp venom, can slow **sodium channel** inactivation and increases steady-state sodium current in cells.

RIKIGLFDQLSRL-NH_2

Purity: >98%
Clinical Data: No Development Reported
Size: 1 mg, 5 mg

β-Pompilidotoxin TFA

(β-PMTX TFA)

Cat. No.: HY-P1084A

β-Pompilidotoxin TFA (β-PMTX TFA), a wasp venom, can slow **sodium channel** inactivation and increases steady-state sodium current in cells.

RIKIGLFDQLSRL-NH_2 (TFA salt)

Purity: >98%
Clinical Data: No Development Reported
Size: 1 mg, 5 mg

γ-1-Melanocyte Stimulating Hormone (MSH), amide

Cat. No.: HY-P1531

γ-1-Melanocyte Stimulating Hormone (MSH), amide is a 11-amino acid peptide. γ-1-Melanocyte Stimulating Hormone (MSH) regulates sodium (Na^+) balance and blood pressure through activation of the **melanocortin receptor 3** (**MC3-R**).

YVMGHFRWDRF-NH_2

Purity: >98%
Clinical Data: No Development Reported
Size: 1 mg, 5 mg, 10 mg

γ-2-MSH (41-58), amide

Cat. No.: HY-P1922

γ-2-MSH (41-58), amide is derived from γ-2-MSH. γ-2-MSH is a twelve amino acid peptide that is derived from the N-terminal fragment of proopiomelanocortin (POMC) and contains the His-Phe-Arg-Trp motif common to all melanocortin endogenous agonist ligands.

YVMGHFRWDRFG-NH_2

Purity: >98%
Clinical Data: No Development Reported
Size: 1 mg, 5 mg

γ-Glu-Gly

Cat. No.: HY-P3280

γ-Glu-Gly, a γ-glutamyl dipeptide, is a human lipid metabolite.γ-Glu-Gly has a similar structure to GABA (γ-aminobutyric acid) and can act as an antagonist of excitatory amino acids.

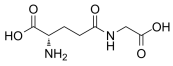

Purity: >98%
Clinical Data: No Development Reported
Size: 1 mg, 5 mg

γ-Glu-Gly TFA

Cat. No.: HY-P3280A

γ-Glu-Gly TFA, a γ-glutamyl dipeptide, is a human lipid metabolite.γ-Glu-Gly TFA has a similar structure to GABA (γ-aminobutyric acid) and can act as an antagonist of excitatory amino acids.

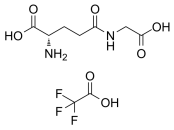

Purity: >98%
Clinical Data: No Development Reported
Size: 1 mg, 5 mg

γ-Glu-Phe
(γ-Glutamylphenylalanine)

Cat. No.: HY-101399

γ-Glu-Phe (γ-Glutamylphenylalanine) is synthesized by Bacillus amyloliquefaciens (GBA) and Aspergillus oryzae (GAO). γ-Glu-Phe or the post-enzymatic reaction mixture enhances the umami intensity of commercial soy sauce and model chicken broth.

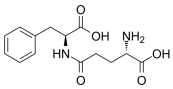

Purity: 99.85%
Clinical Data: No Development Reported
Size: 5 mg, 10 mg, 50 mg, 100 mg

γ-Glu-Phe TFA
(γ-Glutamylphenylalanine TFA)

Cat. No.: HY-101399A

γ-Glu-Phe TFA (γ-Glutamylphenylalanine TFA) is synthesized by Bacillus amyloliquefaciens (GBA) and Aspergillus oryzae (GAO). γ-Glu-Phe TFA or the post-enzymatic reaction mixture enhances the umami intensity of commercial soy sauce and model chicken broth.

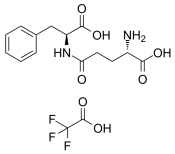

Purity: 99.60%
Clinical Data: No Development Reported
Size: 5 mg, 10 mg, 50 mg, 100 mg

γ1-MSH

Cat. No.: HY-P1214

γ1-MSH is a **melanocortin MC3 receptor** agonist, with a K_i of 34 nM for the rat MC3 receptor. γ1-MSH displays ~40-fold selectivity over MC4 (K_i=1318 nM).

YVMGHFRWDRF-NH_2

Purity: >98%
Clinical Data: No Development Reported
Size: 1 mg, 5 mg

γ1-MSH TFA

Cat. No.: HY-P1214A

γ1-MSH TFA is a **melanocortin MC3 receptor** agonist, with a K_i of 34 nM for the rat MC3 receptor. γ1-MSH TFA displays ~40-fold selectivity over MC4 (K_i=1318 nM).

YVMGHFRWDRF-NH_2 (TFA salt)

Purity: >98%
Clinical Data: No Development Reported
Size: 1 mg, 5 mg

δ-Sleep Inducing Peptide
(Delta-Sleep Inducing Peptide)

Cat. No.: HY-P1501

δ-Sleep Inducing Peptide is a neuropeptide, with antioxidant and anxiolytic properties.

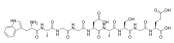

Purity: >98%
Clinical Data: No Development Reported
Size: 5 mg, 10 mg, 25 mg

ω-Agatoxin IVA

Cat. No.: HY-P1080

ω-Agatoxin IVA is a potent, selective **P/Q type Ca^{2+} channel** blocker with **IC_{50}**s of 2 nM and 90 nM for **P-type** and **Q-type Ca^{2+} channels**, respectively. ω-Agatoxin IVA (**IC_{50}**, 30-225 nM) inhibits glutamate exocytosis and calcium influx elicited by high potassium.

OMEGA-Agatoxin IVA

Purity: >98%
Clinical Data: No Development Reported
Size: 1 mg, 5 mg

ω-Agatoxin TK

Cat. No.: HY-P1079

ω-Agatoxin TK, a peptidyl toxin of the venom of Agelenopsis aperta, is a potent and selective **P/Q type Ca^{2+} channel** blocker. ω-Agatoxin TK inhibits the high K^+ depolarisation-induced rise in internal Ca^{2+} in cerebral isolated nerve endings with an **IC_{50}** of of 60 nM.

EDNGAEDYGKCTWGGTKCCRGRPCRGMKGTNCECTPRLMEGLSFA
(Disulfide bridge: Cys_{1}-Cys_{15}, Cys_{8}-Cys_{18}, Cys_{10}-Cys_{20}, Cys_{14}-Cys_{24})

Purity: >98%
Clinical Data: No Development Reported
Size: 1 mg, 5 mg

ω-Conotoxin GVIA

Cat. No.: HY-P0189

ω-Conotoxin GVIA is an inhibitor of the N-type **Ca^{2+} channel**.

CKS-(Hyp)-GSSCS-(Hyp)-TSYNCCRSCN-(Hyp)-YTKRCY-NH_2
(Disulfide bridge: Cys1-Cys16, Cys8-Cys19, Cys15-Cys28)

Purity: >98%
Clinical Data: No Development Reported
Size: 1 mg, 5 mg

ω-Conotoxin GVIA TFA

Cat. No.: HY-P0189A

ω-Conotoxin GVIA TFA is an inhibitor of the N-type **Ca^{2+} channel**.

CKS-(Hyp)-GSSCS-(Hyp)-TSYNCCRSCN-(Hyp)-YTKRCY-NH_2
(Disulfide bridge: Cys1-Cys16, Cys8-Cys19, Cys15-Cys28) (TFA salt)

Purity: 99.03%
Clinical Data: No Development Reported
Size: 1 mg

ω-Conotoxin MVIIC

Cat. No.: HY-P0188

ω-Conotoxin MVIIC is a N- and P/Q-type **Ca^{2+} channel** blocker, significantly suppresses the 11-keto-βboswellic acid-mediated inhibition of glutamate release.

CKGKGAPCRKTMYDCCSGSCGRRGKC-NH_2
(Disulfide bridge: Cys_{1}-Cys_{16}, Cys_{8}-Cys_{20}, Cys_{15}-Cys_{25})

Purity: >98%
Clinical Data: No Development Reported
Size: 1 mg, 5 mg

ω-Conotoxin MVIIC TFA

Cat. No.: HY-P0188A

ω-Conotoxin MVIIC TFA is a N- and P/Q-type **Ca^{2+} channel** blocker, significantly suppresses the 11-keto-βboswellic acid-mediated inhibition of glutamate release.

CKGKGAPCRKTMYDCCSGSCGRRGKC-NH_2
(Disulfide bridge: Cys_1-Cys_{16}; Cys_8-Cys_{22}; Cys_{15}-Cys_{25})

Purity: >98%
Clinical Data: No Development Reported
Size: 1 mg, 5 mg