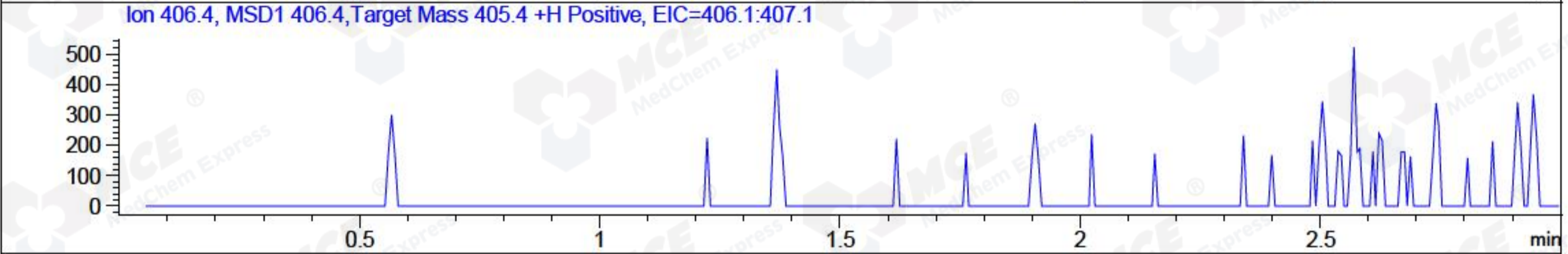
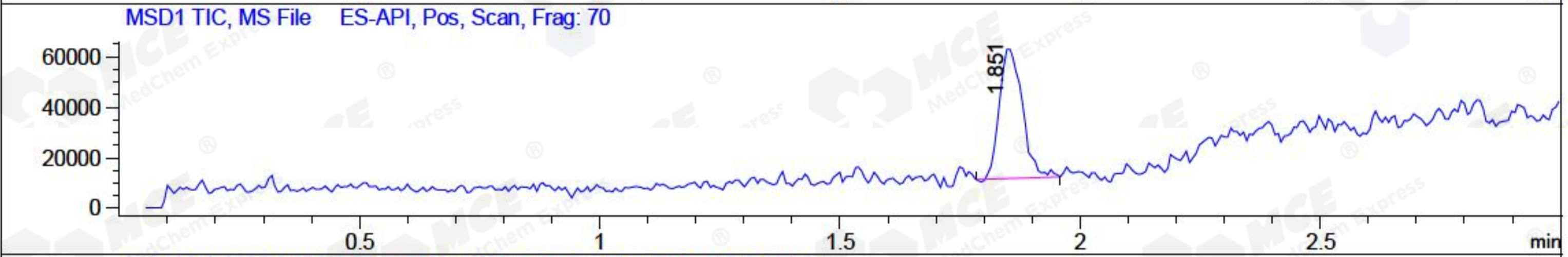
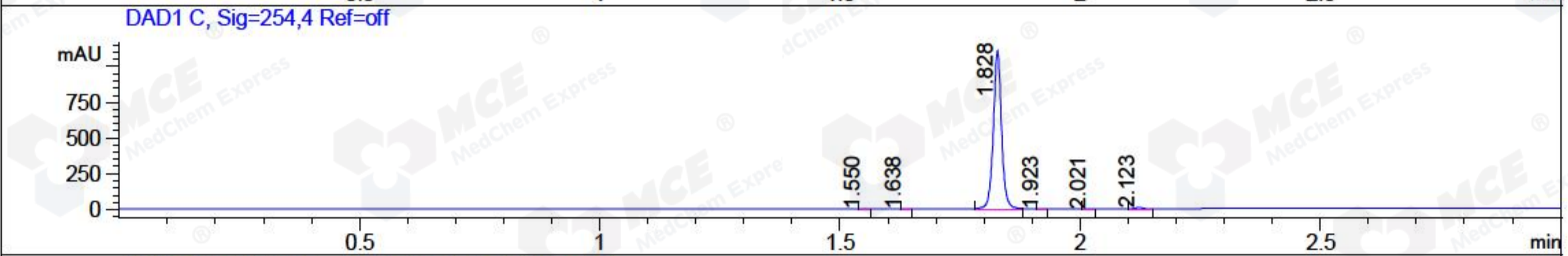
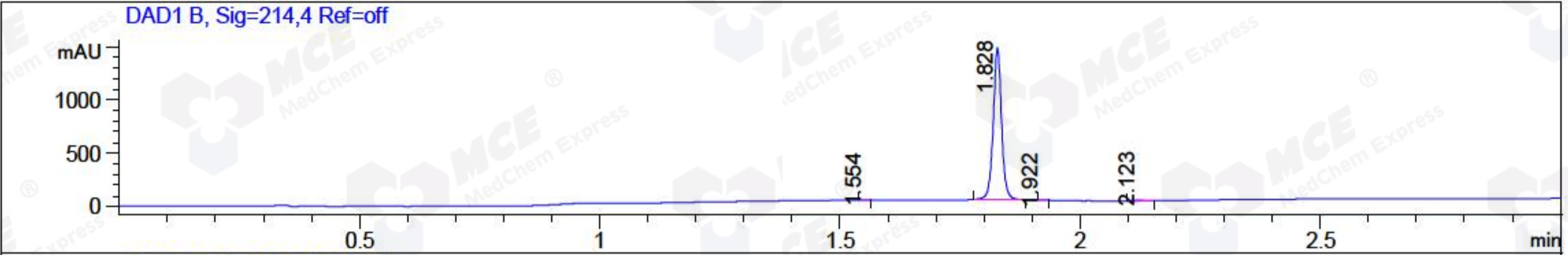


File ..\DATA\2018\20181124\497\CPK2018-N23-19724.D Tgt Mass (CHM):
 Injection Date : 24 Nov 18 9:43 am +0800 Seq. Line : 9
 Sample Name : CPK2018-N23-19724 Location : P1-A-09
 Acq. Operator : LQ_1052 Inj : 1
 Spec. Reported : MS Integration Inj Volume : 1 ul
 Acq. Method : D:\Chem32\1\data\2018\20181124\497\1-POS-3MIN-1.M
 Analysis Method : D:\CHEM32\1\DATA\2018\20181124\497\1-POS-3MIN-1.M
 Catalog No : HY-19753 Batch#19724 A-RP-314
 Method Info : Mobile Phase: A: water(0.01%TFA) B:ACN(0.01%TFA)
 Gradient: 5% to 95%B within 1.3 min
 Flow Rate :1.8ml/min
 Column :SunFire C18, 4.6*50mm,3.5um A-RP-314
 Oven Temperature : 45



Integration Results for DAD1 B, Sig=214,4 Ref=off

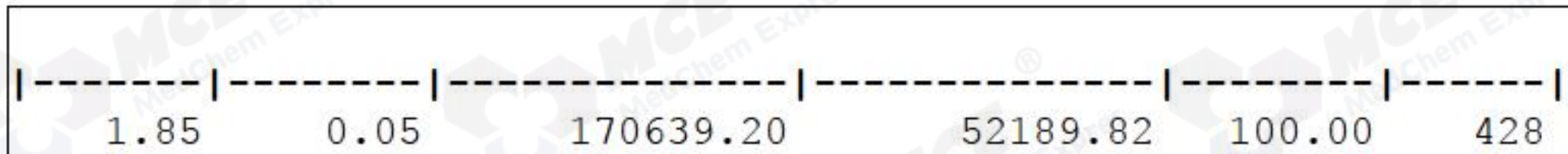
RetTim	Width	Area	Height	Area%	MS (+)
1.55	0.02	1.56	1.57	0.09	958
1.83	0.02	1740.73	1429.92	99.21	428
1.92	0.01	0.65	0.93	0.04	428
2.12	0.02	11.66	10.71	0.66	141

Integration Results for DAD1 C, Sig=254,4 Ref=off

RetTim	Width	Area	Height	Area%	MS (+)
1.55	0.02	0.49	0.52	0.04	958
1.64	0.02	0.41	0.44	0.03	ND
1.83	0.02	1331.58	1113.00	98.95	428
1.92	0.02	0.41	0.42	0.03	428
2.02	0.02	0.67	0.70	0.05	141
2.12	0.02	12.11	10.44	0.90	ND

Integration Results for MSD1 TIC, MS File

RetTim	Width	Area	Height	Area%	MS (+)
--------	-------	------	--------	-------	--------



Ret. Time: 1.85

<<<< POSITIVE SPECTRA >>>>

ES-API Positive

